

YOU GOT IT ALL


ADVENTURES IN
THE MISSION OF
GOD'S SON

GRADE

3

SOUL SURFIN'

ADVENTURES IN
THE SPREAD OF
GOD'S MESSAGE



TEACHER'S



EDITION

YOU GOT IT ALL
ADVENTURES IN
THE MISSION OF
GOD'S SON



SOUL SURFIN'
ADVENTURES IN
THE SPREAD OF
GOD'S MESSAGE



Copyright © 2020-21 Bible REPLAY, Inc.
Printed in the United States of America.

No portion of the Bible REPLAY Curriculum™ Teacher's Editions, Student Workbooks or Scope & Sequence may be reproduced in any form without the written permission of the publishers. All Rights Reserved.

All Scripture quotations, unless otherwise indicated, are taken from the Holy Bible, New International Version, Copyright © 1973, 1978, 1984 by International Bible Society. All rights reserved.

Contributing writers and editors: Dean-o, Sandi Hughes, Jean E. Jones, Linda Boline Maynard, Holly Robaina.
Cover, design, and production: Terry Anderson Advertising, Donna Hummer of ConceptuaLine, Hugo Ricardo.
Original theme artwork: Rick Bastrup & Richard Ferrin, R&R Creative Amusement Designs, Inc.
Associate Editor: Greg Munck.

All words and music by Dean-o.

All original musical production used in accompanying online adventure: John Andrew Schreiner, JAS Productions. All rights reserved. Unauthorized reproduction is a violation of applicable laws.

BibleREPLAYCurriculum.com

**You Got
it All™**

**SOUL
SURFIN'**

CONTENTS

HOW TO USE THIS BOOK iv

BIBLE SCOPE & SEQUENCE viii

Grade 3 Fall

YOU GOT IT ALL

ADVENTURES IN THE MISSION OF GOD'S SON

Units 1 & 2 1

Units 3 & 4 19

Units 5 & 6 37

**Rewind: LEARNING REVIEW
of Fall 1—6** 55

Units 7 & 8 61

Units 9 & 10 79

Units 11 & 12 97

**Rewind: LEARNING REVIEW
of Fall 7—12** 115

Grade 3 Spring

SOUL SURFIN'

ADVENTURES IN THE SPREAD OF GOD'S MESSAGE

Units 1 & 2 121

Units 3 & 4 139

Units 5 & 6 157

**Rewind: LEARNING REVIEW
of Spring 1—6** 175

Units 7 & 8 181

Units 9 & 10 199

Units 11 & 12 217

**Rewind: LEARNING REVIEW
of Spring 7—12** 235

HOW TO USE THIS BOOK AND PREPARE A LESSON

TEACHER-LED FOR LIFE TRANSFORMATION

What a privilege it is for teachers to help their students to know and believe God's Word! Although there are some activities designed for students to respond independently, much of the curriculum has been formulated to equip teachers to facilitate activities as they shepherd their students.

- Bible is the most important course!
- Use this guide to understand how to effectively use the lesson components.
- Read through each unit's section before teaching the class.
- Underline, highlight, and make notes directly in your Teacher's Edition (TE).

Let's Get Started!

BIBLE SCOPE & SEQUENCE

These handy navigation pages provide a full semester layout of the Core Bible Stories and their correlating unit Bible Passages—all on one page. This is an effective tool that allows teachers to quickly navigate and anticipate the scriptural direction of each semester.

Units 1 & 2 • **Units 3 & 4**
Units 5 & 6 • **Units 7 & 8**
Units 9 & 10 • **Units 11 & 12**


Each two-unit section is differentiated by color and includes:

- Core Bible Story discussion and application
- Two unit Bible Passages that correlate with the Core Bible Story
- Two song & lyrics activity pages based on each unit Bible Passage
- An even-unit Scripture study that allows students to explore their Bibles for related passages, and
- Multiple activities to enhance classroom Bible discovery

▶ THE IN-CLASS ONLINE ADVENTURE ◀

Tune Bubbler • Word Bundler • Truth Buzzer

Three online video adventures and quizzes per unit are fully integrated into this Teacher's Edition. These video adventures are conveniently indicated within the flow of classroom activities with the following symbols:



As directed in your "Get Ready" training video under the teachers tab on the BRC™ site, display the online video adventures and quizzes for the entire class (via video projection) by logging in and locating your current unit's video adventure and quiz in the progress menu of your grade and semester theme. The "Tune Bubbler" video and quiz begin Day 2 activities in each unit, followed by the "Word Bundler" video and quiz to begin Day 3 activities. The "Truth Buzzer" video and quiz precede the Day 4 Learning Points to complete the unit.

▶ Rewind: LEARNING REVIEW ◀

Mid and End-of-Semester Reviews

The "Rewind: LEARNING REVIEW" sections are designed to equip students with two creative opportunities to review their work per semester. In-class discussion and online "Motto Buster" video adventures and quizzes are designed to help students increase their long-term memory and application of the main ideas after each 6-unit section. With the unique combination of classroom discussion, online engagement and musical relevance, each learning review week will help students to further hide God's Word in their hearts and minds. Each "Rewind: LEARNING REVIEW" section in this Teacher's Edition is synced with the online adventure menu and provides a full week of content.



HOW TO USE THIS BOOK AND PREPARE A LESSON

TEACHING OBJECTIVE

Teach the Core Bible Story to help students grasp the main idea.

BLUE BOXES

Blue boxes provide concise instructions for teachers to easily facilitate creative activities—such as the Day 2 and Day 3 interactive activities—which offer variety, fun and exploration of the unit’s Bible Passage. Occasionally, materials or short preparation is needed in advance.

▶ LESSON INTRODUCTION ◀

Lesson Target • Lesson Setting • Teacher Helps

Lesson Introduction sections are fantastic tools for teachers to engage students with a deeper understanding of scripture. They begin each two-unit section by providing teachers with the lesson target, lesson setting, and critical background information that will translate into students understanding the context and application of the Core Bible Stories.

▶ LESSON CONNECTION ◀

Core Bible Story and Unit Bible Passage

Lesson Connection pages quickly identify the crux of each unit’s learning objective: how the Core Bible Story and Unit Bible Passage combine to help students accomplish the lesson target.



ONLINE HIGHLIGHTS

Online Highlights feature 15 key points that students are learning in their online adventure. These points can be used to facilitate discussion, prompt writing, or enhance personal application.

TEACHER ENRICHMENT

In addition to the lesson introduction and connection pages in this TE, it is imperative that teachers go to the online adventure site on a per unit basis and click the “Teachers/Enrichment” tab. Here, teachers are given invaluable meaning behind each unit’s Bible Passage with insight into how the unit’s Bible Passage fits into the overall semester theme. This teacher enrichment devotional unit is placed online because of the value we place on extending the learning into the home and giving parents tools to further instruct their children.

▶ DAY 1 ◀

Core Bible Story

Each Core Bible Story is studied over a two-unit period and is either repeated, or divided and continued in the 2nd unit, depending on the size of the story. This two-unit discussion format allows for students to fully understand and apply each Core Bible Story and the multiple Bible Passages that further its meaning and application. We want students to not just know, but understand and apply God’s Word.

This is a teacher-led activity that requires preparation from the “Lesson Introduction” and “Lesson Connection” sections. This is not an activity students should accomplish without a teacher. The Core Bible Story discussion is optimally taught in this order:

- Class reads entire story
- Teacher inserts background for understanding
- Class re-reads a highlighted verse section with questions (4 sections)
- Teacher facilitates answering questions from highlighted verse section
- Teacher provides insight, personal story or application

▶ ODD UNITS: DAY 1 ◀

Core Bible Story Discussion

The Core Bible Story discussion section starts off each two-week unit. Therefore, it is best for teachers to facilitate discussion, solicit input from students, and guide students so that there is complete accuracy and understanding of the Core Bible Story.

▶ EVEN UNITS: DAY 1 ◀

Core Bible Story Application

To follow up the even-unit Core Bible Story discussion, this activity allows students to express what they’ve learned. This activity works best when students are allowed to self-reflect and write out their thoughts, followed by classroom discussion so that students can learn from the application of fellow students.

HOW TO USE THIS BOOK AND PREPARE A LESSON

▶ THIS UNIT'S LYRICS ◀

This page was designed to allow students to take advantage of how the song lyrics expose the spiritual challenge of the unit's Bible Passage. The uniqueness of the Bible REPLAY Curriculum™ is that it allows students to explore the connection between the unit's Bible Passage and the song it inspired, which was specifically designed with lyrical hooks and relatable language to bring the meaning of the Bible Passage alive in kids' hearts and minds. With each lyrics page, teachers have the opportunity to discuss the unit's Bible Passage, converse with students about how the song reflects the key scripture, and let students make notes about what they're learning. Catchy tunes emphasize lifetime messages!

WHAT WE LEARNED

Learning Points • Unit Quiz

The learning points and unit quiz pages allow teachers to review key points with students and assess knowledge. In addition to the 30 quiz questions students encounter in your classroom online adventure, the 5 learning points and 7 quiz questions in the student workbooks prompt further discussion of both the Core Bible Story and the unit's Bible Passage.

▶ EVEN UNITS: DAY 2 ◀

Scripture Study

Students have an opportunity to locate and study scriptures in their Bibles that further teach the meaning of the unit's Bible Passage. Students will see how different parts of the Bible are related and how the main idea applies to their lives. As time allows, students may explore up to 3 supplemental Bible Passages in this activity.

▶ CREATIVE PAGE ◀

Student Workbooks (SW) only. This page includes extra workspace for activities that may have been assigned anytime within a two-unit section. This activity workspace may precede or follow the activity assignment, so helpful page markers are in place to guide students to the activity and back to their lesson page.

▶ ADVENTURE WRAP-UP ◀

Students conclude every two-unit section with the adventure wrap-up page to use for journaling, reflection and application. Class discussion can follow this reflection for students willing to share their thoughts.

TEACHER'S EDITION KEY

BIBLE MEMORY VERSE

This symbol indicates selected unit Bible Passages that are considered key or foundational verses to be memorized.



NOTE: For teachers who prefer assigning a Bible Memory Verse every week, every unit Bible Passage features color separation as shown below:

1 Timothy 4:7-8

Have nothing to do with godless myths and old wives' tales; rather, **train yourself to be godly. For physical training is of some value, but godliness has value for all things,** holding promise for both the present life and the life to come.

The GREEN section indicates the portion that can be assigned as a Bible Memory Verse for the week for Bible Passages that are considered too long for memorization, but key for exploration.

TEACHER-LED ACTIVITY

This symbol indicates background information and facilitation of activity or discussion is needed, requiring preparation from the "Lesson Introduction" and "Lesson Connection" sections.



WHAT'S THIS?

Wherever you see "SW" we are referring to the "Student Workbook."

Here, we show the corresponding Student Workbook page numbers.

24 (SW 20)

HOW TO USE THIS BOOK AND PREPARE A LESSON

BIBLE MEMORY VERSES (“BMVs”)


We cherish all of God’s Word. “All scripture is God-breathed and is useful for teaching, rebuking, correcting, and training in righteousness so that the man of God may be thoroughly equipped for every good work.” – 2 Timothy 3:16-17

We encourage scripture memorization. “How can a young man keep his way pure? By living according to your word. I seek you with all my heart; do not let me stray from your commands. I have hidden your word in my heart that I might not sin against you.” – Psalm 119:9-11

TIPS FOR BIBLE MEMORY VERSES (“BMVs”)

- Key Bible Passages that are considered foundational for memory are indicated in the Teacher’s Edition with the memory verse symbol to assist in lesson planning. We recognize that schools have individual approaches to scripture memorization. While some memorize Bible Passages weekly, others focus on key foundational scriptures that are more frequently memorized. To accommodate every learning approach, unit Bible Passages feature a BLUE section that indicates the portion to be assigned as a “BMV” for the unit, which is especially helpful when the unit Bible Passage is considered too long for memorization.
- To memorize scripture, students must first understand the meaning. For every Bible Passage, it is essential to first define terms and discuss the meaning of the passage with your class before memorization is assigned.
- There are four Bible memory activities designed to engage students and facilitate memorization. The activities are:
 - Word Sequence Race
 - Scripture Scrambler
 - Memory Verse Game
 - Team Silence

For each selected Bible Memory Verse, one of the four memory activities is suggested. Instructions for these activities are found in the blue boxes of your Teacher’s Edition. Although activities are recommended for each memory verse, they can be used with other verses.



USE THE ONLINE “WORD BUNDLERS” IN CLASS AS A MEMORIZATION TOOL!

Online, the “Word Bundlers” (the 2nd online video adventure each unit) are designed using current research strategies to help students easily decipher and memorize verses. The main idea and key points are also provided to help students understand the Bible Passage. We encourage classroom use of these videos in addition to home use as an extremely useful tool to assist and support students in scripture understanding and memorization.

3RD GRADE BIBLE MEMORY VERSES (“BMVs”)

Below are the eight unit Bible Passages that are considered key foundational verses for memorization. The selected BMVs are also identified in the Bible Scope and Sequence and throughout the Teacher’s Edition.

You Got It All

Fall

Unit 5: John 3:16
Word Sequence Race

Unit 6: Ephesians 2:8–9
Memory Verse Game

Unit 8: Acts 1:8
Scripture Scrambler

Unit 10: John 14:6
Team Silence

Soul Surfer

Spring

Unit 2: John 20:31
Word Sequence Race

Unit 4: Acts 4:12
Memory Verse Game

Unit 6: Jeremiah 29:11
Scripture Scrambler

Unit 7: Romans 10:9
Team Silence

BIBLE SCOPE & SEQUENCE

Grade 3 Fall YOU GOT IT ALL

ADVENTURES IN THE MISSION OF GOD'S SON

UNITS 1 & 2 (Page 1)

Core Bible Story

Mark 1:40–45
Jesus Heals a Man with Leprosy

Bible Passage 1

Colossians 1:16b–17

... whether thrones or powers or rulers or authorities; all things were created by him and for him. He is before all things, and in him all things hold together.

Bible Passage 2

Philippians 2:5–6a, 7a, 8

Your attitude should be the same as that of Christ Jesus: Who ... made himself nothing ... And being found in appearance as a man, he humbled himself and became obedient to death—even death on a cross!

UNITS 3 & 4 (Page 19)

Core Bible Story

Mark 2:3–12
Jesus Cures a Paralytic

Bible Passage 3

Romans 8:32

He who did not spare his own Son, but gave him up for us all—how will he not also, along with him, graciously give us all things?

Bible Passage 4

Hebrews 11:33b–34

... who shut the mouths of lions, quenched the fury of the flames, and escaped the edge of the sword; whose weakness was turned to strength; and who became powerful in battle and routed foreign armies.

UNITS 5 & 6 (Page 37)

Core Bible Story

Mark 3:1–6
Jesus Heals on the Sabbath

Bible Passage 5

John 3:16

For God so loved the world that he gave his one and only Son, that whoever believes in him shall not perish but have eternal life.

Bible Passage 6

Ephesians 2:8–9
For it is by grace you have been saved, through faith—and this not from yourselves, it is the gift of God—not by works, so that no one can boast.

UNITS 7 & 8 (Page 61)

Core Bible Story

Mark 4:35–41
Jesus Calms the Storm

Bible Passage 7

Psalms 139:9–10

If I rise on the wings of the dawn, if I settle on the far side of the sea, even there your hand will guide me, your right hand will hold me fast.

Bible Passage 8

Acts 1:8

"But you will receive power when the Holy Spirit comes on you; and you will be my witnesses in Jerusalem, and in all Judea and Samaria, and to the ends of the earth."

UNITS 9 & 10 (Page 79)

Core Bible Story

Mark 5:22–42
Jesus Heals a Woman and Raises a Dead Child

Bible Passage 9

Jonah 3:1–3a

Then the word of the LORD came to Jonah a second time: "Go to the great city of Nineveh and proclaim to it the message I give you." Jonah obeyed the word of the LORD and went to Nineveh.

Bible Passage 10

John 14:6

Jesus answered, "I am the way and the truth and the life. No one comes to the Father except through me."

UNITS 11 & 12 (Page 97)

Core Bible Story

Mark 6:35–51
Jesus Feeds 5,000 and Walks On Water

Bible Passage 11

1 Timothy 4:7–8

Have nothing to do with godless myths and old wives' tales; rather, train yourself to be godly. For physical training is of some value, but godliness has value for all things, holding promise for both the present life and the life to come.

Bible Passage 12

Hebrews 11:6

And without faith it is impossible to please God, because anyone who comes to him must believe that he exists and that he rewards those who earnestly seek him.

BIBLE SCOPE & SEQUENCE

Grade 3 Spring **SOUL SURFIN'**

ADVENTURES IN THE SPREAD OF GOD'S MESSAGE

UNITS 1 & 2 (Page 121)

Core Bible Story

Acts 2:36–41
Peter Addresses the Crowd
Bible Passage 1

Acts 17:2–3

As his custom was, Paul went into the synagogue, and on three Sabbath days he reasoned with them from the Scriptures, explaining and proving that the Christ had to suffer and rise from the dead. "This Jesus I am proclaiming to you is the Christ," he said.

Bible Passage 2 
John 20:31

But these are written that you may believe that Jesus is the Christ, the Son of God, and that by believing you may have life in his name.

UNITS 3 & 4 (Page 139)

Core Bible Story

Acts 4:23–31
The Believers Pray for Boldness of Speech

Bible Passage 3

Acts 4:19–20

But Peter and John replied, "Judge for yourselves whether it is right in God's sight to obey you rather than God. For we cannot help speaking about what we have seen and heard."

Bible Passage 4 
Acts 4:12

Salvation is found in no one else, for there is no other name under heaven given to men by which we must be saved.

UNITS 5 & 6 (Page 157)

Core Bible Story

Acts 8:26–35
Philip Witnesses by the Spirit to the Ethiopian
Bible Passage 5

1 John 4:9

This is how God showed his love among us: He sent his one and only Son into the world that we might live through him.

Bible Passage 6 
Jeremiah 29:11

"For I know the plans I have for you," declares the LORD, "plans to prosper you and not to harm you, plans to give you hope and a future."

UNITS 7 & 8 (Page 181)

Core Bible Story

Acts 16:16–34
Paul And Silas Witness to the Prison Guard

Bible Passage 7 
Romans 10:9

That if you confess with your mouth, "Jesus is Lord," and believe in your heart that God raised him from the dead, you will be saved.

Bible Passage 8
2 Timothy 3:15

... and how from infancy you have known the holy Scriptures, which are able to make you wise for salvation through faith in Christ Jesus.

UNITS 9 & 10 (Page 199)

Core Bible Story

Acts 17:16–32
Paul Makes God Known in Idol-filled Athens
Bible Passage 9

Acts 17:24–25

"The God who made the world and everything in it is the Lord of heaven and earth and does not live in temples built by hands. And he is not served by human hands, as if he needed anything, because he himself gives all men life and breath and everything else."

Bible Passage 10

2 Peter 3:9

The Lord is not slow in keeping his promise, as some understand slowness. He is patient with you, not wanting anyone to perish, but everyone to come to repentance.

UNITS 11 & 12 (Page 217)

Core Bible Story

Acts 22:1–16
Paul Tells His Story to the Unbelieving Crowd

Bible Passage 11

1 Thessalonians 2:13

And we also thank God continually because, when you received the word of God, which you heard from us, you accepted it not as the word of men, but as it actually is, the word of God, which is at work in you who believe.

Bible Passage 12

3 John verse 14

I hope to see you soon, and we will talk face to face. Peace to you. The friends here send their greetings. Greet the friends there by name.

BIBLE 
▶ **REPLAY** ◀
CURRICULUM™



UNITS 1 & 2

Core Bible Story: Mark 1:40–45


Adventures in the mission of God's Son begin as we explore a miracle of Jesus from the Gospel of Mark!


Unit 1 Bible Passage: Colossians 1:16b–17

Unit 2 Bible Passage: Philippians 2:5–6a, 7a, 8

Two powerful Bible Passages emerge to parallel the Core Bible Story as we discover the power and authority of Jesus.

**LET'S GET READY TO DISCOVER
THE MISSION OF GOD'S SON!**





Mark 1:40–45

BACKGROUND

Lesson Target

Know God's mission for Jesus: the mission to bring people to God's kingdom. That's our mission too.


Lesson Setting

Mark is a "busy" Gospel. Jesus is busy meeting needs and being God's Messiah. Mark focuses more on Jesus' deeds than His discourse. Mark also emphasizes Jesus as God's servant. Interestingly, the genealogy of a servant is meaningless; thus, the Gospel of Mark does not contain the genealogy of Jesus.

In this Core Bible Story, a leper came to Jesus, pleading for healing. While lepers suffered greatly physically, they also suffered emotionally because they had to live outside cities, avoid contact with people, and announce that they were unclean if anyone approached. They couldn't

participate in religious or social activities. Leprosy caused head-to-toe sores; hair loss; rotting nails and joints; gum shrinkage; and tooth loss. People called them the living dead! It's no surprise that the man is so desperate that he breaks the law and kneels before Jesus, imploring Him for healing. The leper demonstrates great faith because, as far as we can tell, Jesus had not healed anyone of leprosy before.

People believed that only God could heal a leper, so this act not only showed Jesus to be the Messiah from God, it even gave evidence He was God.




Teacher Helps

Scriptures

- Luke 5:12–15; Matthew 8:1–4—the same account
- Luke 5:15–16—results of the news of Jesus' healings
- Isaiah 35:5–6, 53:4—prophecy of the Messiah who heals
- Leviticus 14:1–32—Laws regarding infectious diseases

Biblical Concepts

Jesus' omnipotence, Jesus' love for humanity, humility



This Unit's Connection

UNIT 1

Core Bible Story & Bible Passage

In the Core Bible Story, Jesus shows He has the power to heal leprosy. Leprosy made people ceremonially unclean so they could not approach the temple or other people. Likewise, sin makes us unclean so that we cannot approach heaven or God. But Jesus cleansed the man of leprosy, demonstrating He had the power to cleanse all people of uncleanness. Indeed, He can cleanse us not just of physical uncleanness but also of spiritual uncleanness.

Jesus rescued the leper from the dominion of a debilitating physical disease, but He offers something even greater. Colossians 1:13 tells us that God “rescued us from the dominion of darkness and


brought us into the kingdom of the Son he loves, in whom we have redemption, the forgiveness of sins.” Colossians tells us more about how that can be so. It says that Jesus “is the image of the invisible God”! He is God made visible to people. Not only that, but all things in heaven and earth “were created by him and for him” and He “is before all things, and in him all things hold together” (Colossians 1:16b–17).

That’s why Jesus could reach out and touch the leper. Leprosy could not infect Jesus; rather, Jesus cleaned the leprosy. Our sin cannot infect Jesus; instead, He presents us “without blemish and free from accusation” (Colossians 1:22).



ONLINE HIGHLIGHTS

1. Jesus came from the Father to save us from our sins.
2. Jesus is more than a superhero. He holds all of creation together!
3. Jesus Christ is the one and only Son of the living God.
4. Jesus and the Father are one. He’s not just a man—He’s God.
5. Jesus is now seated at the right hand of the Father.
6. Jesus was true to the Father and did what God sent Him to do.
7. All things were created by Jesus and for Jesus. He made it all!
8. Jesus is more than just a prophet or a good man. He is really God.
9. Jesus existed as God’s Son before anything was created.
10. Jesus is the one. He was sent by God as the Savior of the world.
11. Jesus is before all things.
12. According to the song lyrics, “He came from the Father, to the Father He was true.”
13. Jesus lent us a hand to save us from sin.
14. Jesus was true to His mission to forgive sin.
15. God the Father and God the Son are one.



Core Bible Story

MARK 1:40-45 JESUS HEALS A MAN WITH LEPROSY

⁴⁰ A man with leprosy came to him and begged him on his knees, "If you are willing, you can make me clean."

⁴¹ Filled with compassion, Jesus reached out his hand and touched the man. "I am willing," he said. "Be clean!" ⁴² Immediately the leprosy left him and he was cured.

⁴³ Jesus sent him away at once with a strong warning: ⁴⁴ "See that you don't

tell this to anyone. But go, show yourself to the priest and offer the sacrifices that Moses commanded for your cleansing, as a testimony to them." ⁴⁵ Instead he went out and began to talk freely, spreading the news. As a result, Jesus could no longer enter a town openly but stayed outside in lonely places. Yet the people still came to him from everywhere.


WORD SEARCH

MARK 1:40-45

Find ten words from the story.

- LEPROSY
- BEGGED
- CLEAN
- COMPASSION
- TOUCHED
- WILLING
- CURED
- SACRIFICES
- TESTIMONY
- PEOPLE

N	S	D	L	W	K	Y	E
O	A	E	E	I	C	N	L
I	C	H	P	L	U	O	P
S	R	C	R	L	R	M	O
S	I	U	O	I	E	I	E
A	F	O	S	N	D	T	P
P	I	T	Y	G	L	S	I
M	C	D	E	G	G	E	B
O	E	S	S	P	B	T	C
C	S	W	C	L	E	A	N



Core Bible Story Discussion

MARK 1:40-45 JESUS HEALS A MAN WITH LEPROSY

Read Mark 1:40. What was the man convinced that Jesus could do?

Make him clean from leprosy.

How did the man show his faith in Jesus?

He respectfully asked Jesus if He was willing and he believed Jesus could do it!

Read Mark 1:41. How did Jesus feel about what the man said?

Jesus was filled with compassion for the man and cared for him.

What did Jesus say to him?

"I am willing—be clean!" Jesus touched the man and said the words of healing.

Read Mark 1:42. Was the man healed?

Yes—the leprosy left him immediately and he was cured.

Why do you think Jesus healed the man?

The man showed his faith in Jesus. He believed Jesus was God's Son and had healing power.

Read Mark 1:43-45. What did Jesus do next?

He gave the man a strong warning.

What did Jesus warn him not to do?

He told the man not to tell anyone, but to quietly show the priest and give thanks to God.

Why did Jesus say this?

He was humble about His power and wanted to avoid crowds that would hinder His ministry.

TEACHING OBJECTIVE

Teach the Core Bible Story to help students grasp the main idea.

TEACHING ACTIVITIES

- 1. Core Bible Story**
 After sharing the story background from the Lesson Introduction, let students read the story and discuss the main idea.
- 2. Core Bible Story Discussion**
 Have students read the specific verses and answer the questions. Discuss their answers.
- 3. Word Search**
 Students complete the Word Search activity.



TEACHING OBJECTIVE

Teach the unit's Bible Passage to help students grasp the main idea.

TEACHING ACTIVITIES

1. Explore Scripture


Let students read the passage as you share background and discuss the main idea.

2. Art Mix-up

Students cut paper into four pieces, draw one part of the story on each piece, mix them up, and have a partner put their illustrations in order.

3. Song/Verse Connection

Listen to "He is Really God" and focus on how Jesus and the Father are one, and that Jesus is not just a man—He's God. Students discuss their ideas with a partner and respond in their workbooks.



▶ PLAY HERE

Bible Passage 1

EXPLORATION AND DISCOVERY

Colossians 1:16b–17

... whether thrones or powers or rulers or authorities; all things were created by him and for him. He is before all things, and in him all things hold together.

Art Mix-up

1. Cut a separate piece of paper into four pieces. Draw one part of the story on each piece, but do not include the verse on the picture. Mix up the pieces of paper and have a partner put your illustrations in order.
2. Using two or three words, title each picture and record in your book below.

Mark 1:40 *Answers will vary.*

Mark 1:41–42 *Answers will vary.*

Mark 1:43–44 *Answers will vary.*

Mark 1:45 *Answers will vary.*

Song/Verse Connection

1. Explain how "He is Really God" reflects the meaning of Colossians 1:16b–17.

Answers will vary.

2. What is one thing from the verse that shows that Jesus is really God? After writing your answer, discuss your ideas with a partner.

Answers will vary.

HE IS REALLY GOD!

COLOSSIANS 1:16b-17

TEACHING OBJECTIVE

Use the gift of music to explore the Bible Passage that inspired the song lyrics.

TEACHING ACTIVITIES**Song Scramble**

Let students hear the song and try to unscramble five lyrics in their workbook as they sing along.

HE IS REALLY GOD!

- He's more than a prophet
Or just a man
He makes His home up in glory land
He came from the Father
Just to lend us all a hand!
- Shazam! and Superman
Are real tough dudes
But they don't come sportin' what Jesus do
He came from the Father
To the Father He was true!
- I know that He is really God
He made it all
And holds together everything
I know that He's the One
The Father's one and only Son
I know that He is really God
He is really God!

SONG SCRAMBLE

Listen to the song and unscramble these five words:

1. rophept | 2. rogly | 3. enld | 4. rute | 5. theerogt

1. prophet 2. glory 3. lend 4. true 5. together

TEACHING OBJECTIVE

Further explore the unit's Bible Passage to help students apply its meaning.

TEACHING ACTIVITIES

1. Explore Scripture

Let students read the passage as you share background and discuss the main idea.

2. Muddiest Point

Students write about what is confusing in the passage.

Afterward, discuss these questions as a class and provide clarification.




3. One-minute Write

Students write for one minute on their choice of question: "What was the most important thing you learned from the verse?" or "How will you apply the truth of the verse to your life?"

4. Crossword Puzzle

Students complete the Crossword Puzzle on the Creative Page and discuss how the lesson target can be a part of their lives.



▶ PLAY HERE

Bible Passage 1

EXPLORATION AND DISCOVERY

Colossians 1:16b-17

... whether thrones or powers or rulers or authorities; all things were created by him and for him. He is before all things, and in him all things hold together.

Muddiest Point

1. What is the "muddiest point" or most confusing thing about the passage in Colossians 1:16b-17?

Answers will vary.

2. After discussing this with your class, explain your new knowledge.

Answers will vary.

One-minute Write

Answer *one* of the following questions:

What was the most important thing you learned from Colossians 1:16b-17? Answers will vary.

How will you apply the truth of Colossians 1:16b-17 to your life?

Answers will vary.

CROSSWORD

Jesus Heals a Man With Leprosy

Fill in the correct answers, one letter per square, both across and down, from the given clues.

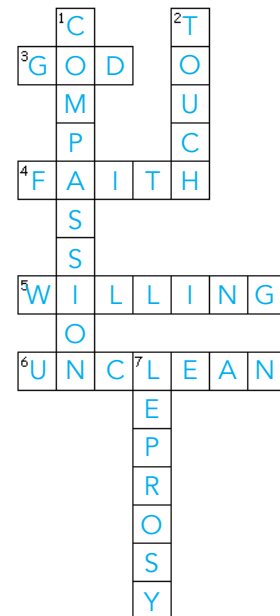
Direct students to their Creative Page (SW 9) to do their work.

Across

- When Jesus healed the leper, this gave evidence that He is _____.
- When the leper asked Jesus to heal him, this showed great _____.
- The leper said to Jesus, "If you are _____, you can make me clean."
- A person with leprosy was considered ceremonially _____.

Down

- Jesus was filled with _____; he felt deep sympathy for the leper.
- Lepers were not allowed to _____ other people.
- A person with this disease is covered in head-to-toe sores.



What We Learned

Colossians 1:16b–17








▶ PLAY HERE

Learning Points

FROM CORE BIBLE STORY
AND BIBLE PASSAGE

To see what we've learned so far from Colossians 1:16b–17, fill in the blanks in the five learning points below with one of the key words:

created • man • Father • existed • together

-  Jesus came from the **Father** to save us from sin.
-  Jesus was not just a **man**—He is really God!
-  All things were **created** by Jesus and for Jesus.
-  Jesus holds **together** everything He created.
-  Jesus **existed** before anything came into being.

Choose your favorite learning point from the list above, and explain what it means to you.

Answers will vary.

TEACHING OBJECTIVE

Use the five key learning points to help students understand and apply the Bible Passage.

TEACHING ACTIVITIES

1. Learning Points

Students use the list of words to fill in the blanks of the five learning points. Discuss.


2. Favorite Point

Students circle their favorite learning point. Ask volunteers to share why it is their favorite point.

3. Weekly Quiz

Students take the quiz that covers the Core Bible Story and Bible Passage. Review.





YOU GOT IT ALL™


Weekly Quiz

FROM CORE BIBLE STORY AND BIBLE PASSAGE

1. What disease did the man have? **Leprosy.**
2. Did this man have faith in Jesus? Support your answer.
Yes, he did not ask if Jesus could heal him but proclaimed that he knew He could if Jesus were willing.
3. What emotion did Jesus feel when he saw the man? **Compassion.**
4. Does Jesus have power over illnesses? **Yes.**
5. Who created all things? **God/Jesus.**
6. Who holds everything together? **God/Jesus.**
7. Why do you think people came to Jesus from everywhere?
Everyone has needs, and they heard that He could heal sicknesses and was compassionate.

TEACHER'S NOTES

UNIT 2



This Unit's Connection

Core Bible Story & Bible Passage

We saw in the Core Bible Story that Jesus had the power to heal leprosy. The miracle was evidence that He was who He claimed to be: the Son of God descended from heaven (John 3:18, 13).


Philippians 2:6–8 tells us more about Jesus' divinity. It says that even though Jesus was "in very nature God," He came to earth and refused to "grasp" tightly to His "equality with God." Instead, He "made himself nothing, taking the very nature of a servant, being made in human likeness."

When He took on "appearance as a man, he humbled himself and became obedient to death—even death on a cross!"

In other words, Jesus was selfless and looked out for our interests, even though it cost Him dearly. He left His heavenly throne and came to earth, where He suffered and died to atone for our sins. We should have the same attitude as Jesus, not seeking to exalt ourselves, but instead looking out for others' interests.

ONLINE
HIGHLIGHTS

1. Jesus showed us how to love by becoming one of us.
2. Jesus gave His life up for everyone.
3. Jesus came to give us eternal life—where there are no more tears.
4. No name is higher than Jesus'. He's the Savior of the world.
5. Jesus was a "rad" Dude because His love for us was radical.
6. An attitude of gratitude is being thankful for what Jesus did.
7. Jesus took the blame and paid the price for our sins.
8. A can-do-too attitude says we can love each other like Jesus loved.
9. Our attitude should be to love each other as Jesus loved us.
10. Being like Jesus means loving each other more than we love ourselves.
11. Jesus humbled Himself and became a man.
12. Our attitudes should be the same as Jesus' attitude.
13. Jesus was God and man at the same time. He was one of us.
14. Jesus left His throne to become one of us.
15. Our attitude should be like Jesus': to love each other as ourselves.



Core Bible Story

MARK 1:40-45 JESUS HEALS A MAN WITH LEPROSY

⁴⁰ A man with leprosy came to him and begged him on his knees, "If you are willing, you can make me clean."

⁴¹ Filled with compassion, Jesus reached out his hand and touched the man. "I am willing," he said. "Be clean!"

⁴² Immediately the leprosy left him and he was cured.

⁴³ Jesus sent him away at once with a strong warning: ⁴⁴ "See that you don't

tell this to anyone. But go, show yourself to the priest and offer the sacrifices that Moses commanded for your cleansing, as a testimony to them." ⁴⁵ Instead he went out and began to talk freely, spreading the news. As a result, Jesus could no longer enter a town openly but stayed outside in lonely places. Yet the people still came to him from everywhere.

TEACHING OBJECTIVE

Review or continue the Core Bible Story to help students know and believe its meaning.


TEACHING ACTIVITIES

1. Core Bible Story

Let students read the story as you share background and discuss the main idea.

2. Core Bible Story Application

Have students read the three application steps in their workbooks. Discuss and let students share their answers.



Core Bible Story Application

MARK 1:40-45 APPLICATION ACTIVITY

Application Step 1: Think of two things that you would like Jesus to heal in you. It might be in your body or in your heart.

Answers will vary.

Application Step 2: Pray to God for healing.

Answers will vary.

Application Step 3: Take a moment to thank God for "being willing" to heal you or help you with your needs.



▶ PLAY HERE

Bible Passage 2

EXPLORATION AND DISCOVERY

Philippians 2:5–6a, 7a, 8

Your attitude should be the same as that of Christ Jesus: Who ... made himself nothing ... And being found in appearance as a man, he humbled himself and became obedient to death—even death on a cross!



Scripture Study

PHILIPPIANS 2:5–6a, 7a, 8 APPLICATION ACTIVITY

JOHN 13:14–15

Now that I, your Lord and Teacher, have washed your feet, you also should wash one another's feet. I have set you an example that you should do as I have done for you

ROMANS 15:2–3

Each of us should please his neighbor for his good, to build him up. For even Christ did not please himself but, as it is written: "The insults of those who insult you have fallen on me."


1 JOHN 2:5–6

But if anyone obeys his word, God's love is truly made complete in him. This is how we know we are in him: Whoever claims to live in him must walk as Jesus did.

TEACHING OBJECTIVE

Teach the unit's Bible Passage to help students grasp the main idea.

TEACHING ACTIVITIES

- 1. Explore Scripture**
 Let students read the passage as you share background and discuss the main idea.
- 2. Scripture Study**
 Students look up Scripture in their Bibles and cross-reference to increase understanding of Bible Passage. With a partner, students read and evaluate.
 
- 3. The Attitude of Christ**
 Students will identify Jesus' character and attitude in the Bible Story and Passage. Discuss practical ways that we can show compassion and humility with others.

With a partner, read these passages: John 13:14–15; Romans 15:2–3; 1 John 2:5–6.

What main idea do these verses share?

These verses share the main idea that believers should follow the example of Christ and put others above themselves. To walk as Jesus did, we must humble ourselves and serve each other.

How do these verses help us understand Philippians 2:5–6a, 7a, 8?

These verses help us understand how to have the attitude Jesus had. While He was God and man living among mere men, He washed His disciples' feet, lived to put us first, and ultimately gave His life for us.

Challenge: How can we know if we are truly obeying God's Word?

Philippians 2:5–8 and the related verses above teach us that there is one sure way to know if we are truly obeying God's Word: if we are walking as Jesus did and loving others as Christ loved us. Jesus set the example and asked His followers to do as He has done for us: to love each other sacrificially by not living to please ourselves, but rather to please others. We are to be like Christ and build each other up!

The Attitude of Christ

Philippians 2:5–6a, 7a, 8 says that our attitude should be the same as that of Christ's.

1. What did Jesus do in Mark 1:40–45 that showed compassion? **Answers will vary.**
2. What did Jesus do in Philippians 2:5–6a, 7a, 8 that showed humility? **Answers will vary.**
3. What is one way you can show either compassion or humility with others?
Answers will vary.

TEACHING OBJECTIVE

Use the gift of music to explore the Bible Passage that inspired the song lyrics.

TEACHING ACTIVITIES

Hidden Message

Let students hear the song and discover a hidden message in their workbook.

RAD-DUDE ATTITUDE

PHILIPPIANS 2:5-6a, 7a, 8

RAD-DUDE ATTITUDE

Jesus had the attitude

He made us number one

○ For being the same as God He gave it up for everyone
 He could've stayed in heaven with His feet on the throne
 But showed us how to love—He couldn't leave us all alone:
 He left His throne!

You gotta have a Rad-Dude attitude

It's a Rad-Dude attitude

It's a can do too attitude

It's an attitude o' gratitude

○ A Rad-Dude attitude!

He made Himself a man, He came to wipe our tears away

And headed for the cross without a single word to say

So now His claim is higher—ain't another the same

So fall upon your knees and everybody praise His Name:

He took the blame!

HIDDEN MESSAGE

How can we be like Jesus?


Cross out the letters Q, X, and Z to reveal the message.

Z Q X L Z O Q V E Z
 Z E X X A Z C H Q Q
 Q O Z Z T H Q E R X
 X A X Z Z Q S Z Q X
 O U R S E Z L V E S

Write the message here: _____

LOVE EACH OTHER AS OURSELVES





▶ PLAY HERE

Bible Passage 2

EXPLORATION AND DISCOVERY

Philippians 2:5–6a, 7a, 8

Your attitude should be the same as that of Christ Jesus: Who ... made himself nothing ... And being found in appearance as a man, he humbled himself and became obedient to death—even death on a cross!



Song/Verse Connection

1. Explain how “Rad-Dude Attitude” reflects the meaning of Philippians 2:5–6a, 7a, 8.

Answers will vary.

2. How can you have the attitude of Christ by honoring others above yourself and looking out for others’ interests? After writing your answer, discuss your ideas with a partner

Answers will vary.

TEACHING OBJECTIVE

Further explore the unit’s Bible Passage to help students apply its meaning.

TEACHING ACTIVITIES

1. Explore Scripture

Let students read the passage as you share background and discuss the main idea.

2. Song/Verse Connection

Listen to “Rad-Dude Attitude” and consider how honoring others above ourselves and looking out for others’ interests are two ways to have the same attitude as Christ’s. Students discuss their ideas with a partner and respond in their workbooks.



3. Let’s Draw

Students draw a picture illustrating how they can show the same attitude that Jesus showed by loving others as they love themselves.

HONORING OTHERS

Philippians 2:3 says, “Do nothing from selfish ambition or conceit, but in humility count others more significant than yourselves” (ESV). When we act out of selfish ambition and conceit, we demand honor from others. This is what Jesus warned against when He said, “take the lowest place For everyone who exalts himself will be humbled, and he who humbles himself will be exalted” (Luke 14:10–11). Jesus didn’t insist that people give Him the honor He deserved. Likewise, we should not insist others give us the honor we think we deserve. Instead, we should seek to honor others. When we do, God will exalt us.

LOOKING OUT FOR OTHERS

Philippians 2:4 says, “Each of you should look not only to your own interests, but also to the interests of others.” The world tells us to look out for number one, but God tells us to look out for others. Jesus said one of the two greatest commandments is “Love your neighbor as yourself” (Mark 12:30). To “love yourself” means to care for yourself and desire good for yourself; it doesn’t mean that you like everything about yourself (in fact, the reason we don’t like our noses and hair color is that we love ourselves and so want to look better). Loving ourselves means looking out for our own interests. Therefore, loving others means looking out for others’ interests.

Let’s Draw

1. Draw a picture to show how you can have the same attitude as Jesus’.

Direct students to their Creative Page (SW page 9) to do their work.

2. Explain why your drawing shows you loving others as you love yourself.

Answers will vary.

TEACHING OBJECTIVE

Use the five key learning points to help students understand and apply the Bible Passage.

TEACHING ACTIVITIES

1. Learning Points

Students use the list of words to fill in the blanks of the five learning points. Discuss.

2. Favorite Point

Students circle their favorite learning point. Ask volunteers to share why it is their favorite point.

3. Weekly Quiz

Students take the quiz that covers the Core Bible Story and Bible Passage. Review.

What We Learned

Philippians 2:5–6a, 7a, 8








▶ PLAY HERE

Learning Points

FROM CORE BIBLE STORY AND BIBLE PASSAGE

To see what we've learned so far from Philippians 2:5–6a, 7a, 8, fill in the blanks in the five learning points below with one of these words:


higher • paid • showed • everyone • ourselves

-  Jesus **showed** His love by becoming one of us.
-  Jesus came to give His life up for **everyone**.
-  Jesus took the blame and **paid** for our sins.
-  We are to love each other as **ourselves**.
-  No name is **higher** than the name of Jesus.



Choose your favorite learning point from the list above, and explain what it means to you.

Answers will vary.



YOU GOT IT ALL™

Weekly Quiz

FROM CORE BIBLE STORY AND BIBLE PASSAGE

1. Our attitude should be the same as whose attitude? **Jesus Christ's.**
2. According to Philippians 2:5-6a, 7a, 8, what attitude did Jesus have?
Humble. He made Himself as nothing and was humbly obedient.
3. Name one way Jesus shows His love for us.
Death on the cross.
4. Was Jesus obedient to the mission that God had for Him? **Yes.**
5. What was Jesus' mission on earth?
Answers will vary: reveal God to the world, payment for our sins, etc.
6. Whose name is above all names? **Jesus'.**
7. Why do you think the man spoke freely when Jesus told him not to?
He was so excited about being healed and seeing Jesus that he couldn't control himself.

TEACHER'S NOTES

TEACHING OBJECTIVE

Use the three application statements below for the students to reflect on what they've learned.

TEACHING ACTIVITIES

Adventure Wrap-up

Have the students write out their thoughts. You can also come up with an additional application or personal story to share during this activity.

One thing from the lesson that challenged me this week is:

This is what I thank God for (my praise):

This is how I can live out what I learned this week at home:

UNITS 3 & 4

Core Bible Story: Mark 2:3–12


Adventures in the mission of God's Son continue as we explore a miracle of Jesus from the Gospel of Mark!


Unit 3 Bible Passage: Romans 8:32

Unit 4 Bible Passage: Hebrews 11:33b–34

Two powerful Bible Passages emerge to parallel the Core Bible Story as we discover the power and authority of Jesus.

**LET'S CONTINUE TO DISCOVER
THE MISSION OF GOD'S SON!**





Mark 2:3–12

BACKGROUND

Lesson Target

Know God's power in Jesus: the power to forgive sins and heal infirmities.

Lesson Setting


In this Core Bible Story, four friends carry their paralyzed friend to the roof, dig through the roof, and lower their friend on a mat to Jesus. Instead of healing the man, however, Jesus does something surprising: He says, "Son, your sins are forgiven."

The teachers of the law think this blasphemy, for only God can forgive sins. Jesus knows their thoughts and asks whether it's easier to say, "Your sins are forgiven," or "Get up, take your mat, and walk." It's easier to say the former, of course, because there is no way to prove

it's so. But Jesus tells them, "But that you may know that the Son of Man has authority on earth to forgive sins," and then He turns to the paralytic and tells him to get up, take his mat, and walk. The man does so.

Now the teachers are dumbfounded. If Jesus had blasphemed by claiming the authority to forgive sins, God wouldn't have allowed Him to heal the man. Yet He had.

Some of those present took the healing to be the sign that Jesus said it was: Jesus could forgive sins. Others, whose hearts were hard, refused to believe.




Teacher Helps

Scriptures

- Luke 5:18-26; Matthew 9:2-8—the same biblical account
- Matthew 28:18—Jesus' authority
- Matthew 28:28-29—Crowd's reaction to the teachers of the law compared to their reaction to Jesus
- Isaiah 43:25—OT teaching that God alone forgives sins

Biblical Concepts

Jesus' omnipotence, omniscience, authority, friendship, faith, forgiveness



This Unit's Connection

UNIT 3

Core Bible Story & Bible Passage

In the Core Bible Story, Jesus shows that He has the authority not only to heal, but to forgive sins. The people expected a Messiah who would restore Israel's kingdom on earth. But Jesus is here beginning to show He has a different mission, a mission having to do with healing bodies and forgiving sins.

Today we know what the people watching Jesus heal the paralytic didn't yet know: Jesus came to die on the cross in order to pay for people's sins so they could be with


Him in the kingdom of God in resurrected bodies. That's why the Father sent Jesus.

Romans 8:32 says that God did not spare His Son, but gave Him up for us; therefore, we can expect God to graciously give us all things. In fact, there is nothing that can separate us from God's great love. The kingdom of God awaits. There we will have resurrected bodies free from all infirmities and diseases. There we will reign with Christ. There we will live in God's presence.



ONLINE HIGHLIGHTS

1. God allowed His Son to die on the cross to save us from our sin.
2. God gave us the greatest gift of all: His very own Son!
3. God could have spared His Son from death, but He chose to save us.
4. God gave us His Son because of His great love for us.
5. When God gave us His Son—you got it all. Nothing is more valuable.
6. We didn't deserve eternal life, so God gave it to us by His grace.
7. Once we put our faith in Christ, we will never be the same.
8. You got it all when God gave Jesus up for us all.
9. Jesus didn't just appear out of nowhere. God sent Him to us.
10. God gave His Son up for everyone to provide forgiveness of sin.
11. God loves us so much that He didn't even spare His own Son.
12. God was willing to give us His Son, so He will give us all things.
13. God could have rescued (spared) Jesus, but He let Him die for forgiveness of sins.
14. What remains from Jesus' death is everlasting life.
15. God gave us His Son so that we could live.



Core Bible Story

MARK 2:3-12 JESUS CURES A PARALYTIC

³ Some men came, bringing to him a paralytic, carried by four of them. ⁴ Since they could not get him to Jesus because of the crowd, they made an opening in the roof above Jesus and, after digging through it, lowered the mat the paralyzed man was lying on. ⁵ When Jesus saw their faith, he said to the paralytic, "Son, your sins are forgiven."

⁶ Now some teachers of the law were sitting there, thinking to themselves, ⁷ "Why does this fellow talk like that? He's blaspheming! Who can forgive sins but God alone?"


⁸ Immediately Jesus knew in his spirit that this was what they were thinking in their hearts, and he said to them, "Why are you thinking these things? ⁹ Which is easier: to say to the paralytic, 'Your sins are forgiven,' or to say, 'Get up, take your mat and walk'? ¹⁰ But that you may know that the Son of Man has authority on earth to forgive sins ..." He said to the paralytic, ¹¹ "I tell you, get up, take your mat and go home." ¹² He got up, took his mat and walked out in full view of them all. This amazed everyone and they praised God, saying, "We have never seen anything like this!"

MEANING MATCH

MARK 2:3-12

Draw a line from each word on the left to the definition on the right that matches its meaning in the Core Bible Story.

1. Cures	a. A person who is paralyzed
2. Paralytic	b. Fault; missing the mark
3. Paralyzed	c. Power
4. Blaspheming	d. Not able to move
5. Sin	e. A small bed
6. Authority	f. Heals
7. Mat	g. Speaking evil against God



Core Bible Story Discussion

MARK 2:3–12 JESUS CURES A PARALYTIC

Read Mark 2:4-5. How badly did the men want the paralytic to see Jesus?

They even climbed to the roof and lowered him down.

What did Jesus think of this act?

He saw their faith and forgave the man.

Read Mark 2:7. Did the teachers of the law like that Jesus forgave his sin?

No. They thought He was falsely acting like God.

Did they know Jesus was God?

No. They thought He was just a teacher.

Read Mark 2:9-10. How did Jesus correct them?

He showed that He had authority to forgive sins by healing the man.

Who did Jesus say He was?

The Son of Man.

Read Mark 2:12. What did the paralyzed man do?

He got up, took his mat, and walked out in front of everyone.

What did the people say?

They were amazed and said, "We have never seen anything like this!"

TEACHING OBJECTIVE

Teach the Core Bible Story to help students grasp the main idea.

TEACHING ACTIVITIES

- 1. Core Bible Story**
 After sharing the story background from the Lesson Introduction, let students read the story and discuss the main idea.
- 2. Core Bible Story Discussion**
 Have students read the specific verses and answer the questions. Discuss their answers.
- 3. Meaning Match**
 Students match key words to the correct definition from Mark 2:3–12.



TEACHING OBJECTIVE

Teach the unit's Bible Passage to help students grasp the main idea.

TEACHING ACTIVITIES

1. Explore Scripture

Let students read the passage as you share background and discuss the main idea.


2. One-minute Draw

Students illustrate Mark 2:3–12 in sections (3–4, 5, 6–9, 10–12). Read the first part of the Bible story to students, pause, and instruct students to draw for one minute. Continue on with each section in the same manner. In the end, students share their drawings with a group or a partner.



3. One-minute Write

Students write for one minute on the most important thing they learned from the Bible story.



▶ PLAY HERE

Bible Passage 3

EXPLORATION AND DISCOVERY

Romans 8:32

He who did not spare his own Son, but gave him up for us all—how will he not also, along with him, graciously give us all things?

One-minute Draw


Listen carefully as your teacher reads a section of the Bible story. When your teacher pauses, you will have one minute to draw that part of the story. You'll create one drawing for each section of the story.

Four men bring paralyzed man to Jesus to be healed	Jesus forgives the man's sins	Teachers say no one can forgive sins but God	Jesus shows He can forgive sins by healing man of paralysis

One-minute Write

What was the most important thing you learned from the Bible story in Mark 2:3–12?

Answers will vary.



YOU GOT IT ALL

ROMANS 8:32

TEACHING OBJECTIVE

Use the gift of music to explore the Bible Passage that inspired the song lyrics.

TEACHING ACTIVITIES

Song Scramble

Let students hear the song and try to unscramble five lyrics in their workbook as they sing along.

YOU GOT IT ALL

You got, You got it,

You got it all

He who did not spare His Son

But gave Him up for everyone

You got, You got it, You got it all

He who did not spare His only Son!

It's given by the Father

And we'll never be the same

He didn't spare His Son

And He will give us everything, yeah-yeah!

The Lovin' of the Father

Is the reason why He gave

He gave Him up for all


And everlasting life remains, yeah-yeah!

SONG SCRAMBLE

Listen to the song and unscramble these five words:

1. parse | 2. ynlo | 3. osn | 4. vage | 5. lal

1. spare 2. only 3. son 4. gave 5. all



TEACHING OBJECTIVE

Further explore the unit's Bible Passage to help students apply its meaning.

TEACHING ACTIVITIES

1. Explore Scripture


Let students read the passage as you share background and discuss the main idea.

2. In Your Own Words

Students rewrite the verse in their own words and draw a picture relating to the Scripture.

3. God Gives Us Gifts

Discuss how every good thing we have is from God. Students write about gifts they have received and select one that they will thank the Lord for during a class prayer. Lead your class in corporate prayer and invite students to offer a one-sentence prayer thanking Him for a specific gift.



▶ PLAY HERE

Bible Passage 3

EXPLORATION AND DISCOVERY

Romans 8:32

He who did not spare his own Son, but gave him up for us all—how will he not also, along with him, graciously give us all things?

In Your Own Words

1. Rewrite Romans 8:32 using your own words.

Answers will vary.

2. Draw a picture that represents the Scripture.

Direct students to their Creative Page (SW page 25) to do their work.

God Gives Us Gifts

Romans 8:32 tells us that God graciously gives us all things. We receive God's gifts through our senses. Write about gifts God gave you by completing each sentence below. Put a star by the gift you will thank God for when your class prays and thanks God together.



Something beautiful I saw was *Answers will vary.*



Something good I smelled was *Answers will vary.*




Something amazing I heard was *Answers will vary.*



Something delicious I tasted was *Answers will vary.*



Something wonderful I touched was *Answers will vary.*



What We Learned

Romans 8:32








▶ PLAY HERE

Learning Points

FROM CORE BIBLE STORY
AND BIBLE PASSAGE

To see what we've learned so far from Romans 8:32, fill in the blanks in the five learning points below with one of the key words:

spared • available • Son • everyone • give

-  God gave us the greatest gift: His own **Son**.
-  God offers the forgiveness of sins to **everyone**.
-  God could have **spared** Jesus, but chose to save us.
-  God's Son is **available** to all who believe.
-  God gave His Son, and He will **give** us all things.

Choose your favorite learning point from the list above, and explain what it means to you.

Answers will vary.


TEACHING OBJECTIVE

Use the five key learning points to help students understand and apply the Bible Passage.

TEACHING ACTIVITIES

1. **Learning Points**
Students use the list of words to fill in the blanks of the five learning points. Discuss.
2. **Favorite Point**
Students circle their favorite learning point. Ask volunteers to share why it is their favorite point.
3. **Weekly Quiz**
Students take the quiz that covers the Core Bible Story and Bible Passage. Review.





You GOT IT ALL™


Weekly Quiz

FROM CORE BIBLE STORY AND BIBLE PASSAGE

1. Why didn't the man go to Jesus on his own?
He was paralyzed; he couldn't walk.
2. Whose faith did Jesus see?
Jesus saw "their faith."
3. What verse says that Jesus has the power to forgive sins? Verse 10.
4. What verse tells us that Jesus knows what we think in our hearts? Verse 8.
5. According to Romans 8:32, what did God give to us? His Son.
6. How does this gift show us God's love?
Allowing Jesus to leave His heavenly throne and die for us is sacrificial and shows love.
7. Why do you think the people were amazed and then praised God?
They had never seen anything like this before. This miracle turned their hearts to God so they praised Him for the healing.

TEACHER'S NOTES

Unit 4



This Unit's Connection

Core Bible Story & Bible Passage

In the Core Bible Story, the effort the four friends went to in order to get their paralyzed friend to Jesus showed their faith in Jesus' power to heal. Our actions show our faith.


Hebrews 11 tells of a great many Old Testament heroes who showed faith in God and thereby saw God act mightily on their behalf. Verses 33b–34 speak of heroes who through faith did mighty deeds. Samson, David, and Daniel shut the mouths of lions. Shadrach, Meshach, and Abednego quenched the power of fire. Moses, Gideon, David, and many others escaped the edge of the

sword. Samson, Gideon, and David became powerful in battle and routed foreign armies. Elijah called down fire from heaven to route armies and prove God alone is God.

All these died in faith, looking forward to the heavenly city, and not having yet seen all that was promised (verses 13, 39), for what was promised came through Jesus. The mighty deeds God did through the Old Testament saints were a foretaste of what God would do through Jesus. Jesus opened the way to the kingdom of God for those who live by faith.

ONLINE
HIGHLIGHTS

1. God's favor was on Moses and Joseph. They trusted Him.
2. The supremacy of God deserves our trust. He rules everything.
3. The God of Moses and Joseph is the same God we can trust today.
4. "Rulers of the Jungle" is from Hebrews 11, the faith chapter.
5. God delivered Daniel from a den of lions because he was faithful to God.
6. God's strategy always brings victory. It's written in His Word.
7. Elijah's victory over a false god proved who was the one, true God.
8. It's a jungle out there. Only God can help us rule our jungle.
9. Moses, Joseph, Daniel, and Elijah left us with a legacy in God's Word.
10. Two key words: supremacy & faithfully. God is supreme. We must be faithful.
11. God reminds us that the heroes of the Bible depended on their faith.
12. To be a ruler of the jungle, we must give our battles to God.
13. God used His power to overcome the weakness of ordinary men.
14. Elijah trusted God would prevail over the false god, Baal.
15. We can have victory just like the heroes of the Bible if we put our trust in God.



Core Bible Story

MARK 2:3-12 JESUS CURES A PARALYTIC

³ Some men came, bringing to him a paralytic, carried by four of them. ⁴ Since they could not get him to Jesus because of the crowd, they made an opening in the roof above Jesus and, after digging through it, lowered the mat the paralyzed man was lying on. ⁵ When Jesus saw their faith, he said to the paralytic, "Son, your sins are forgiven."

⁶ Now some teachers of the law were sitting there, thinking to themselves, ⁷ "Why does this fellow talk like that? He's blaspheming! Who can forgive sins but God alone?"

⁸ Immediately Jesus knew in his spirit that this was what they were thinking in their hearts, and he said to them, "Why are you thinking these things? ⁹ Which is easier: to say to the paralytic, 'Your sins are forgiven,' or to say, 'Get up, take your mat and walk'? ¹⁰ But that you may know that the Son of Man has authority on earth to forgive sins ..." He said to the paralytic, ¹¹ "I tell you, get up, take your mat and go home." ¹² He got up, took his mat and walked out in full view of them all. This amazed everyone and they praised God, saying, "We have never seen anything like this!"

TEACHING OBJECTIVE

Review or continue the Core Bible Story to help students know and believe its meaning.

TEACHING ACTIVITIES

1. Core Bible Story

Let students read the story as you share background and discuss the main idea.

2. Core Bible Story Application

Have students read the three application steps in their workbooks. Discuss and let students share their answers.



Core Bible Story Application

MARK 2:3-12 APPLICATION ACTIVITY

Application Step 1: Think of someone you can tell about Jesus who may not know about Him.

Application Step 2: Take that person and their need to Jesus in prayer.

Application Step 3: Write a short note telling them that you are praying for them and that you have faith in God to take care of them.

Answers will vary.



▶ PLAY HERE

Bible Passage 4

EXPLORATION AND DISCOVERY

Hebrews 11:33b–34

... who shut the mouths of lions, quenched the fury of the flames, and escaped the edge of the sword; whose weakness was turned to strength; and who became powerful in battle and routed foreign armies.




Scripture Study

HEBREWS 11:33b–34 APPLICATION ACTIVITY

<p>1 CORINTHIANS 1:25 For the foolishness of God is wiser than man's wisdom, and the weakness of God is stronger than man's strength.</p>	<p>2 CORINTHIANS 12:9–10 But he said to me, "My grace is sufficient for you, for my power is made perfect in weakness." Therefore I will boast all the more gladly about my weaknesses, so that Christ's power may rest on me. That is why, for Christ's sake, I delight in weaknesses, in insults, in hardships, in persecutions, in difficulties. For when I am weak, then I am strong.</p>	<p>PHILIPPIANS 4:13 I can do everything through him who gives me strength.</p>
--	--	---

TEACHING OBJECTIVE
Teach the unit's Bible Passage to help students grasp the main idea.

TEACHING ACTIVITIES

- 1. Explore Scripture**
Let students read the passage as you share background and discuss the main idea.
- 2. Scripture Study**
Students look up Scripture in their Bibles and cross-reference to increase understanding of Bible Passage. With a partner, students read and evaluate. 
- 3. Bible Heroes and Me**
Students fill in a basic diagram to highlight that our strength comes from God, just like it did for the Bible heroes of the Old Testament.

With a partner, read these passages: 1 Corinthians 1:25; 2 Corinthians 12:9–10; Philippians 4:13.

What main idea do these verses share?

These verses share the main idea that whether we are one of the Bible heroes of yesterday or a believer in Christ today, our strength comes from God and our victories come through the power of Christ.

How do these verses help us understand Hebrews 11:33b–34?

These verses help us understand the victories of Hebrews 11 because they make it clear that even the weakness of God is stronger than man's strength. God's power is made perfect in our own weaknesses!

Challenge: What did the Old Testament heroes have in common with Jesus?

Hebrews 11:33b–34 and the related verses above remind us that the Old Testament heroes who lived before Jesus lived had victory over their enemies because of their faith in God. Today, our faith in God gives us victory over sin when we believe that He sent His Son to die for us and give us eternal life. The Old Testament heroes gave us a preview of the ultimate hero: Jesus, the Son of God and Savior of the world!

Bible Heroes and Me

See page 35 for instructions and answer to Bible Heroes and Me.

TEACHING OBJECTIVE

Use the gift of music to explore the Bible Passage that inspired the song lyrics.

TEACHING ACTIVITIES

Hidden Message
Let students hear the song and discover a hidden message in their workbook.

RULERS OF THE JUNGLE

HEBREWS 11:33b-34

RULERS OF THE JUNGLE

Moses took the promise of His Holy God
To set all His people free
He led them from Egypt to
the Promised Land

And walked through the deep Red Sea
Joseph was sold into slavery and thrown in a dirty jail
But the favor of God was upon the men
With a power that wouldn't fail!

The rulers of the jungle faithfully
Put their trust in a God of supremacy
They waited on the Lord for a strategy
That would seal their victory
The rulers of the jungle famously
Left the family of God with a legacy
And a ruler of the jungle I can be
'Cause the Ruler of all is the One in me!

Daniel spent the evening in a lions' den
For praying on his bended knee
In spite of the terror every muscle was spared
By the God of delivery
Elijah knew God was invincible
When he taunted the prophets of Baal
With the fire of God came the proof for all
It was God who would prevail

HIDDEN MESSAGE

How can we have victory over sin and difficult times?
Cross out the letters Q, X, and Z to reveal the message.

Z X Q O U Z X R Q Z Z
Z S T R E X N G T H X
Z Q C O X X M E Q S Z
Z X X F R Q Q O M Z X
Q Z Q G X O X D X X Z

Write the message here: _____

OUR STRENGTH COMES FROM GOD






▶ PLAY HERE

Bible Passage 4

EXPLORATION AND DISCOVERY

Hebrews 11:33b–34

... who shut the mouths of lions, quenched the fury of the flames, and escaped the edge of the sword; whose weakness was turned to strength; and who became powerful in battle and routed foreign armies.



Pair and Share (Truth)

Philippians 4:13 says I can do everything through Christ who gives me strength. How do you need Christ to help and strengthen you today? Write your answer, then share with a partner.

Answers will vary.

Letter of Encouragement


Write a letter to encourage a friend to trust God in difficult times.

Answers will vary.

TEACHING OBJECTIVE

Further explore the unit's Bible Passage to help students apply its meaning.

TEACHING ACTIVITIES

- 1. Explore Scripture**
Let students read the passage as you share background and discuss the main idea.
- 2. Pair and Share (Truth)**
Read Philippians 4:13 and discuss with your class how Christ can strengthen us. If possible, provide a personal example. Students then pair up and discuss how they need Christ to strengthen them in their lives.
- 3. Letter of Encouragement**
Students write a letter to encourage a friend to trust God in difficult times. Use Lesson Connection on page 29 to remind students what it means to live by faith. Discuss how students can refer to Scripture or God's promises to encourage others. 
- 4. Break the Code**
Students complete the Break the Code activity on the Creative Page and discuss how the lesson target can be a part of their lives.

BREAK THE CODE

Hebrews 11:33b–34

Break the code using the code chart below. Find each coded number on the top row to select the correct letter on the bottom row. Write out the correct phrase on the lines below.

1	2	3	4	5	6	7	8	9	10	11	12	13	14	15	16	17	18	19	20	21	22	23	24	25	26
A	B	C	D	E	F	G	H	I	J	K	L	M	N	O	P	Q	R	S	T	U	V	W	X	Y	Z

B I B L E H E R O E S T R U S T E D G O D
 2 9 2 12 5 8 5 18 15 5 19 20 18 21 19 20 5 4 7 15 4

TEACHING OBJECTIVE

Use the five key learning points to help students understand and apply the Bible Passage.

TEACHING ACTIVITIES

1. Learning Points

Students use the list of words to fill in the blanks of the five learning points. Discuss.

2. Favorite Point

Students circle their favorite learning point. Ask volunteers to share why it is their favorite point.

3. Weekly Quiz

Students take the quiz that covers the Core Bible Story and Bible Passage. Review.

What We Learned

Hebrews 11:33b-34








▶ PLAY HERE


Learning Points

FROM CORE BIBLE STORY AND BIBLE PASSAGE

To see what we've learned so far from Hebrews 11:33b-34, fill in the blanks in the five learning points below with one of these words:


faith • supreme • favor • God • victory

-  God's strategy always brings about **victory**.
-  God's **favor** is on those who trust in Him.
-  The heroes of the Bible depended on their **faith**.
-  God is **supreme**, so we must be faithful.
-  We have success when **God** fights our battles.



Choose your favorite learning point from the list above, and explain what it means to you.

Answers will vary.



You GOT IT ALL™

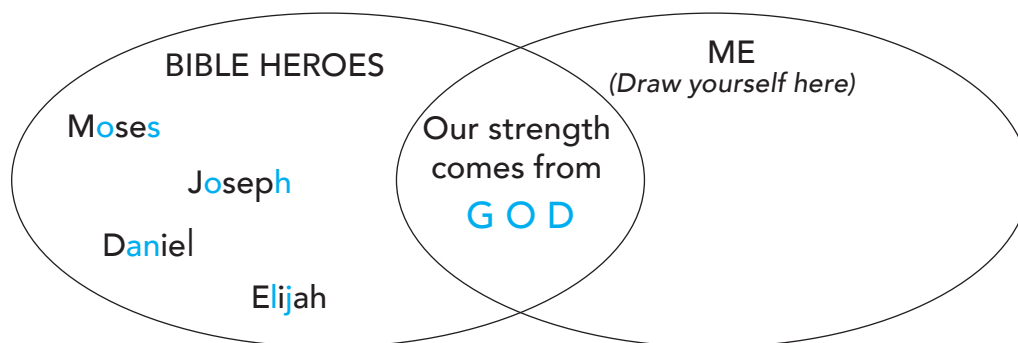
Weekly Quiz

FROM CORE BIBLE STORY AND BIBLE PASSAGE

1. Name an Old Testament story where God shut the lions' mouths.
Daniel in the den of lions.
2. Who is it that does all the things listed in Hebrews 11:33b-34?
God.
3. Look at all the miracles listed in the "Rulers of the Jungle" song. Which is your favorite? Why?
Answers will vary.
4. Does God still prevail today?
Yes. He is the same God today!
5. Can anyone other than God declare all sins forgiven?
No.
6. When Jesus said that He could forgive sins, who was He saying He was?
God.
7. What was the response of the people after the healing?
Amazement and praise to God for His power.

Bible Heroes and Me (TE 31; SW 27)

1. Use Hebrews 11:33b–34 and the "Rulers of the Jungle" lyrics to discover what you have in common with Bible heroes. Fill in the heroes' names in the circle on the left.



2. What is one thing you have in common with the Bible heroes?
Write in center of diagram.

TEACHING OBJECTIVE

Use the three application statements below for the students to reflect on what they've learned.

TEACHING ACTIVITIES

Adventure Wrap-up

Have the students write out their thoughts. You can also come up with an additional application or personal story to share during this activity.

A song lyric that challenged me and why:

God did this in my life this week:

This is what I want to say to God (my prayer):

UNITS 5 & 6

Core Bible Story: Mark 3:1–6


Adventures in the mission of God's Son continue as we explore a miracle of Jesus from the Gospel of Mark!


Unit 5 Bible Passage: John 3:16

Unit 6 Bible Passage: Ephesians 2:8–9

Two powerful Bible Passages emerge to parallel the Core Bible Story as we discover the power and authority of Jesus.

**LET'S CONTINUE TO DISCOVER
THE MISSION OF GOD'S SON!**





Mark 3:1–6

BACKGROUND

Lesson Target

Know God's love through Jesus: God loves the world so much that He gave His Son so we could be saved by faith in Jesus.

Lesson Setting

Because the nations of Israel and Judah abandoned God, God abandoned them in 586 BC and sent the people into exile for seventy years (Jeremiah 12:7; 25:11). Although He allowed the people to return to the land, they remained under foreign rule. The previous kings held the title “anointed one”—or “messiah”—and the prophets said to expect a new “anointed one” to rule them as king.


He was a long time in coming, however. By the time of Jesus, over five hundred years had passed and several religious sects had arisen with different beliefs about a coming messiah. None of them turned out to be completely right. The **Sadducees** consisted of the priestly aristocracy and neither expected nor wanted a messiah: they didn't want to lose their political power and religious position. The **Herodians** backed the current Palestinian dynasty and didn't want a messianic king disrupting their political goals. The **Zealots** awaited a warrior messiah who would deliver them from Rome; they told other Jews to reject Roman rule so the messiah could arise.

But it was the **Pharisees'** beliefs that conflicted most with Jesus' teaching. They believed God was waiting until the people were holy enough to deserve a messiah. They reasoned that since God had taken away their kingdom because they had rejected His laws, then He would restore

their kingdom when they embraced His laws well enough. They created a system of oral traditions meant to be a hedge around God's laws, including many rules about what could and couldn't be done on the Sabbath to avoid breaking the Fourth Commandment: “Observe the Sabbath day, to keep it holy” (Deuteronomy 5:12). Most Jews honored and respected the Pharisees as holy people. They accepted the Pharisees' claim that they were authorities on Old Testament laws even though they were not of the priesthood God set up.

Jesus, however, rejected the Pharisees' rules as mere “traditions of men,” not commands of God (Mark 7:7–9). The Pharisees demanded Jesus stop healing on the Sabbath because of their rule that one could heal on the Sabbath only to save a life. In the Core Bible Story, Jesus has a man with a shriveled hand stand up in the synagogue and then He tries to reason with the Pharisees. He asks, “Which is lawful on the Sabbath, to do good or to do evil, to save life or to kill?” The Pharisees refuse to answer.

Jesus heals the man, which was a sign that He was not only from God, but was right to reject the Pharisees' traditions. They were furious, however, and together with some Herodians sought to kill Jesus. Thus Jesus' question, “is it lawful to save life or kill?” takes on special meaning: On the Sabbath, they plot to kill.




Teacher Helps

Scriptures

- Luke 6:5-11; Matthew 12:10–13—similar accounts
- Mark 12:13—accounts of Pharisees and Herodians plotting against Jesus
- John 2:13–22; Mark 11:15–18; Matthew 21:12–13—Jesus displaying anger
- Ephesians 4:26—instruction regarding anger
- Mark 1:21–26; Luke 4:31–35, 14:1–6; John 5:5–9, 9:14—Sabbath healings

Biblical Concepts

Jesus' omnipotence, hate for evil, compassion; law vs. love (Sabbath laws)



This Unit's Connection

UNIT 5

Core Bible Story & Bible Passage

In the Core Bible Story, Jesus healed a man with a shriveled hand on a Sabbath, despite the Pharisees' demand that He desist. In so doing, Jesus showed that He had come to bring love and healing, not to submit to a religious sect's teaching of what holiness meant. The Pharisees wanted a messiah who would be a king submissive to them; Jesus rejected their authority. His power to heal showed God had sent Him, but most of the Pharisees refused to believe a person who rejected their rules could be from God.

One Pharisee who listened to Jesus was Nicodemus. Jesus told Nicodemus that the


Pharisees had it wrong: God hadn't sent Him to condemn the world, but to save it. He said, "For God so loved the world that he gave his one and only Son, that whoever believes in him shall not perish but have eternal life" (John 3:16). God wasn't waiting until the people were good enough to deserve a messiah; He sent the Messiah to make sinful people good.

Jesus told Nicodemus about the kingdom of God. He was beginning to make known that His kingdom wasn't of this world, like the Pharisees expected (John 18:36). No, Jesus' kingdom is the kingdom of heaven.



ONLINE HIGHLIGHTS

1. God loved us so much that He gave us His only Son.
2. God gave us everlasting life through His Son.
3. God didn't leave us helpless in our sins. He saved us through His Son.
4. Jesus is the righteous one we believe in!
5. Those who believe in Jesus will live forever in eternity.
6. John 3:16 tells us how and why God gave us Jesus.
7. God saved the day when He made a way for our sins to be forgiven!
8. God loved us so much He was willing to sacrifice His Son.
9. "For God So Loved" shows what God didn't do—He didn't leave us hanging without a Savior!
10. Whoever believes in Jesus has eternal life. No one is left out!
11. Eternal life is promised to those who have faith in Christ.
12. God gave us His Son so that we can have eternal life.
13. There is only one Son of God. His name is Jesus.
14. God didn't leave us dead in our sins, but saved us.
15. God gave us His Son because we needed our sins forgiven.



Core Bible Story

MARK 3:1-6 JESUS HEALS ON THE SABBATH

¹ Another time he went into the synagogue, and a man with a shriveled hand was there.

² Some of them were looking for a reason to accuse Jesus, so they watched him closely to see if he would heal him on the Sabbath.

³ Jesus said to the man with the shriveled hand, "Stand up in front of everyone."

⁴ Then Jesus asked them, "Which is lawful on the Sabbath: to do good or to do evil, to

save life or to kill?" But they remained silent.

⁵ He looked around at them in anger and, deeply distressed at their stubborn hearts, said to the man, "Stretch out your hand."

He stretched it out, and his hand was

completely restored. ⁶ Then the Pharisees


went out and began to plot with the


Herodians how they might kill Jesus.

PHRASE PUZZLE

Fill in the missing letters from the words below. Some of the letters have been filled in for you.

Jesus wants to restore
our hard hearts.





Core Bible Story Discussion

MARK 3:1–6 JESUS HEALS ON THE SABBATH

Look up Mark 3:1. Where did Jesus go?
He went into the synagogue on the Sabbath to worship.

Who was also there?
A man whose hand was shriveled and paralyzed.

Look up Mark 3:2. What were the men looking to do to Jesus?
Accuse Him of breaking the law.

What were they looking to see if Jesus would do?
Heal on Sabbath, which was against their religious traditions.

Look up Mark 3:4. How did Jesus challenge them?
He asked them if it was more lawful to save life or to kill.

What did He think of their Sabbath law?
He wanted to heal and give life no matter what day it was.


Look up Mark 3:5. As Jesus was angry at the stubborn men, what did He demonstrate?
He told the man to stretch out his hand.

What did they see?
The man's hand was completely healed and restored.

TEACHING OBJECTIVE

Teach the Core Bible Story to help students grasp the main idea.

TEACHING ACTIVITIES

- 1. Core Bible Story**
After sharing the story background from the Lesson Introduction, let students read the story and discuss the main idea.
- 2. Core Bible Story Discussion**
Have students read the specific verses and answer the questions. Discuss their answers. 
- 3. Phrase Puzzle**
Students complete the Phrase Puzzle activity and discuss how the lesson target can be a part of their lives.



TEACHING OBJECTIVE

Teach the unit's Bible Passage to help students grasp the main idea.

TEACHING ACTIVITIES

1. Explore Scripture

Let students read the passage as you share background and discuss the main idea.

2. Group Draw

In groups of five, each student draws a different part of the story in Mark 3:1–6 on separate paper. Together the group will put pictures in order and add titles in their workbooks (not on pictures). Groups exchange drawings with another group and put the pictures in order.

3. Song/Verse Connection

Listen to "For God So Loved" and focus on how God gave His only Son. Students discuss their ideas with a partner and respond in their workbooks.



▶ PLAY HERE

Bible Passage 5

EXPLORATION AND DISCOVERY

John 3:16



For God so loved the world that he gave his one and only Son, that whoever believes in him shall not perish but have eternal life.

Group Draw

With your group, write short titles for each of your drawings and list them below. Later, exchange pictures with another group and try to put theirs in order.

Mark 3:1 *Answers will vary.*

Mark 3:2 *Answers will vary.*

Mark 3:3–4 *Answers will vary.*

Mark 3:5 *Answers will vary.*

Mark 3:6 *Answers will vary.*

Song/Verse Connection


1. God did not want us to perish but have eternal life.

Why did He give His one and only Son?

God **loved** the world.

2. Explain how "For God So Loved" reflects the meaning of John 3:16. *Answers will vary.*

3. After writing your answer, discuss your ideas with a partner.



FOR GOD SO LOVED

JOHN 3:16

TEACHING OBJECTIVE

Use the gift of music to explore the Bible Passage that inspired the song lyrics.

TEACHING ACTIVITIES

Song Scramble

Let students hear the song and try to unscramble five lyrics in their workbook as they sing along.

FOR GOD SO LOVED

○ For God so loved the world
That He gave His only Son
That whoever believes in the Righteous One
Will not perish, but will live
It's everlasting life He'll give
For God so loved the world
That He gave His only Son!

○ He didn't leave us hangin'
Like a telephone He didn't slip away
Like a rollin' stone
He didn't rob us blind like a hit and run
But He saved the day through His only Son!

For God so loved the world
That He gave His only Son
That whoever believes in the Righteous One
Will not perish, but will live
It's everlasting life He'll give
For God so loved the world
That He gave His only Son!



SONG SCRAMBLE

Listen to the song and unscramble these five words:

1. lodrev | 2. woldr | 3. lyon | 4. nos | 5. ogd


1. loved 2. world 3. only 4. Son 5. God

TEACHING OBJECTIVE

Further explore the unit's Bible Passage to help students apply its meaning.

TEACHING ACTIVITIES

- 1. Explore Scripture**
Let students read the passage as you share background and discuss the main idea.
- 2. Word Sequence Race**
Students write John 3:16 in large, neat print on a full piece of paper. Students cut out each word and ask partner to mix them up. Partners race to put the verse in the correct order. Compare answers.
- 3. Pair and Share**
Use Lesson Connection on page 39 to facilitate a discussion on Mark 3:1–6. Students then talk with a partner and decide on the main idea of the story.
- 4. Crossword Puzzle**
Students complete the Crossword Puzzle on the Creative Page (SW 41) and discuss how the lesson target can be a part of their lives.



▶ PLAY HERE

Bible Passage 5

EXPLORATION AND DISCOVERY

John 3:16

For God so loved the world that he gave his one and only Son, that whoever believes in him shall not perish but have eternal life.

Word Sequence Race

1. After the Word Sequence Race activity, write out John 3:16 correctly.

2. Rewrite John 3:16 in your own words.

Answers will vary.

Pair and Share (Story)

After your teacher helps you understand Mark 3:1–6, talk with a partner about what you think is the main idea of the story and write it down here. Answers will vary.

CROSSWORD

Jesus Heals on the Sabbath

Fill in the correct answers, one letter per square, both across and down, from the given clues.

Direct students to their Creative Page (SW page 41) to do their work.

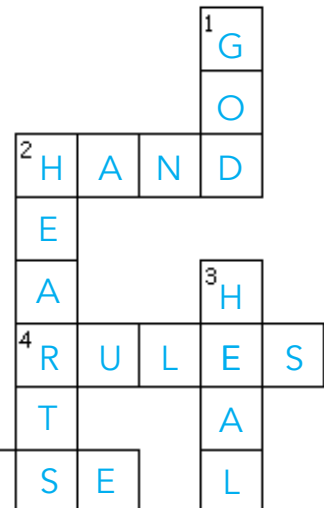


Across

- A man with a shriveled _____ was in the synagogue.
- The Pharisees were mad at Jesus for not following their _____.
- Some who didn't like Jesus were looking for a reason to _____ him (claim he did something wrong).

Down

- Jesus' power to heal showed _____ had sent Him.
- The Pharisees had stubborn _____.
- There was a tradition that said you could not _____ someone on the Sabbath.



What We Learned

John 3:16








▶ PLAY HERE

Learning Points

FROM CORE BIBLE STORY
AND BIBLE PASSAGE

To see what we've learned so far from John 3:16, fill in the blanks in the five learning points below with one of the key words:

believes • gave • forgiving • leave • heaven

-  God loved us so much that He **gave** us His Son.
-  Believers in Jesus will live forever in **heaven**.
-  God saved the day by **forgiving** us through Jesus.
-  God didn't **leave** us helpless in our sin.
-  No one is left out. Whoever **believes** has life!

Choose your favorite learning point from the list above, and explain what it means to you.


Answers will vary.


TEACHING OBJECTIVE

Use the five key learning points to help students understand and apply the Bible Passage.

TEACHING ACTIVITIES

1. **Learning Points**
Students use the list of words to fill in the blanks of the five learning points. Discuss.
2. **Favorite Point**
Students circle their favorite learning point. Ask volunteers to share why it is their favorite point.
3. **Weekly Quiz**
Students take the quiz that covers the Core Bible Story and Bible Passage. Review.






You GOT IT ALL™

Weekly Quiz

FROM CORE BIBLE STORY AND BIBLE PASSAGE

1. What did Jesus tell the man with the shriveled hand to do?
Stand in front of everyone.
2. Why do you think the crowd remained silent when Jesus asked a difficult question?
The obvious answer to Jesus would have been “to heal or do good,” but they did not want Jesus healing on the Sabbath.
3. What caused Jesus to be angry and distressed? **Their stubborn hearts.**
4. Is it okay to do good work on the Sabbath? **Yes.**
5. According to John 3:16, what do we get if we believe that God gave us His only Son Jesus?
Eternal life.
6. Who gave us Jesus? **God the Father.**
7. How many sons does God have?
One begotten Son—He gave His only Son. (He has many adopted children.)

TEACHER'S NOTES



This Unit's Connection

Unit 6

Core Bible Story & Bible Passage

In the Core Bible Story, the Pharisees try to make Jesus submit to their rules. They believe doing so makes a person good. They're blind to the fact that healing is good, and therefore their rules actually forbade doing good. When Jesus argues along this line, they can't answer Him and angrily remain silent. When He heals the man, they plot to kill Him, blind to their own evil on the Sabbath.

The Pharisees thought obeying their rules would make people good. Jesus pointed out time and again that their thoughts and attitudes were evil: Their rules hadn't made them good or prevented evil in their hearts. He taught the people that "unless your righteousness exceeds that of the scribes


and Pharisees, you will never enter the kingdom of heaven" (Matthew 5:20). They simply weren't good enough. Trying to cover up sin in one's body with good deeds is no more effective than trying to cover up termites in a fence with fresh paint; both hide rather than cure the core trouble.

All of us have sinned in our thoughts, attitudes, and actions. Sin brings the wage of death. Following a set of rules can't reverse that. Jesus came to die and pay for our sins. Those who have faith in Him are washed clean from their sins. Ephesians 2:8–9 says, "For it is by grace you have been saved, through faith—and this not from yourselves, it is the gift of God—not by works, so that no one can boast."



ONLINE HIGHLIGHTS

1. God provided forgiveness at the cross through His Son, Jesus.
2. God's way is the right way. By His grace we are saved.
3. Heaven can't be earned, but is a gift from God.
4. Jesus made us free alright and did it God's way right!
5. We are saved by God's grace through faith in Jesus.
6. Jesus died because we can't save ourselves from the penalty of sin.
7. Anyone can be made new through Jesus. This is so good to be true!
8. No one can boast about getting to heaven. It's a gift from God.
9. Three key words define "God's Way Right": grace, faith, and gift.
10. We are saved through faith in Jesus Christ.
11. Eternal life is a gift from God, not something we can earn.
12. God saves us by His grace because we are all sinners.
13. Eternal life is not from ourselves; it is the gift of God.
14. Eternal life does not come by works so that no one can boast.
15. God's gift to believers is being saved by His grace.



Core Bible Story

MARK 3:1-6 JESUS HEALS ON THE SABBATH

¹ Another time he went into the synagogue, and a man with a shriveled hand was there.

² Some of them were looking for a reason to accuse Jesus, so they watched him closely to see if he would heal him on the Sabbath.

³ Jesus said to the man with the shriveled hand, "Stand up in front of everyone."

⁴ Then Jesus asked them, "Which is lawful on the Sabbath: to do good or to do evil, to

save life or to kill?" But they remained silent.

⁵ He looked around at them in anger and, deeply distressed at their stubborn hearts, said to the man, "Stretch out your hand."

He stretched it out, and his hand was completely restored. ⁶ Then the Pharisees went out and began to plot with the Herodians how they might kill Jesus.

TEACHING OBJECTIVE

Review or continue the Core Bible Story to help students know and believe its meaning.


TEACHING ACTIVITIES

1. Core Bible Story

Let students read the story as you share background and discuss the main idea.

2. Core Bible Story Application

Have students read the three application steps in their workbooks. Discuss and let students share their answers.



Core Bible Story Application

MARK 3:1-6 APPLICATION ACTIVITY

Application Step 1: Think of an area in your life where your attitude is stubborn or your heart hard.

Answers will vary.

Application Step 2: Spend a few minutes praying for God to soften your heart.

Application Step 3: Choose a soft-hearted action to take.



▶ PLAY HERE

Bible Passage 6

EXPLORATION AND DISCOVERY

Ephesians 2:8–9

For it is by grace you have been saved, through faith—and this not from yourselves, it is the gift of God—not by works, so that no one can boast.



Scripture Study

EPHESIANS 2:8–9 APPLICATION ACTIVITY

ACTS 15:11

No! We believe it is through the grace of our Lord Jesus that we are saved, just as they are.

ROMANS 3:23–24

[F]or all have sinned and fall short of the glory of God, and are justified freely by his grace through the redemption that came by Christ Jesus.

2 CORINTHIANS 10:17–18

But, "Let him who boasts boast in the Lord." For it is not the one who commends himself who is approved, but the one whom the Lord commends.

TEACHING OBJECTIVE

Teach the unit's Bible Passage to help students grasp the main idea.

TEACHING ACTIVITIES

1. Explore Scripture

Let students read the passage as you share background and discuss the main idea.

2. Scripture Study

Students look up Scripture in their Bibles and cross-reference to increase understanding of Bible Passage. With a partner, students read and evaluate.



3. In Your Own Words

Students rewrite the verse in their own words and draw a picture relating to the Scripture.

With a partner, read these passages: Acts 15:11; Romans 3:23–24; 2 Corinthians 10:17–18.

What main idea do these verses share?

These verses share the main idea that without the grace of God, no one would be saved from their sins and we would all fall short of eternity with the Lord. No one can save themselves!

How do these verses help us understand Ephesians 2:8–9?

These verses help us understand the basic truth of Ephesians 2:8–9: We are saved by grace, through faith. Since we as sinners all fall short of God's glory, God showed us grace and provided a Savior.

Challenge: What should we boast about as believers in Christ?

Ephesians 2:8–9 and the related verses above clearly teach us this: We cannot save ourselves so that no one can boast. However, there are two things that we as believers in Christ should boast about: (a) that we know the Lord; and (b) that we recognize our total dependence on His grace and His desire for us to be in heaven with Him. We should be proud to know that eternal life is a gift that only God can give!



In Your Own Words

1. Rewrite Ephesians 2:8–9 using your own words.

Answers will vary.

2. Draw a picture that represents the Scripture.

Direct students to their Creative Page (SW 41) to do their work.

TEACHING OBJECTIVE

Use the gift of music to explore the Bible Passage that inspired the song lyrics.

TEACHING ACTIVITIES

Hidden Message

Let students hear the song and discover a hidden message in their workbook.

GOD'S WAY RIGHT

EPHESIANS 2:8-9

GOD'S WAY RIGHT

I'm livin' God's way right
 To live without Him is a loss
 I'm livin' God's way right

I've been forgiven at the cross
 By grace I am new through faith so good to be true
 He made me free alright
 And did it God's way right!

I'm livin' God's way right
 I'm livin' God's way right
 I'm livin' God's way right
 I'm livin' God's way the right way
 And that is where I'm gonna stay!

You know I searched all day
 To get to heaven, find the way
 But then the Word did say
 I'd never earn it anyway
 I let Him on in 'cause when He died for my sin
 He made me free alright
 And did it God's way right!

HIDDEN MESSAGE

Do we earn our way to heaven by being good?
 Cross out the letters Q, X, and Z to reveal the message.

Z H E A X X V E N Q X
 Q I S X X Q Z A Z X Q
 G I X X Q Z F T Q X Z
 Z F Q R O X X M Z Z X
 Z Z Z G O X X D Q Q X

Write the message here: _____

HEAVEN IS A GIFT FROM GOD





▶ PLAY HERE

Bible Passage 6

EXPLORATION AND DISCOVERY

Ephesians 2:8–9

For it is by grace you have been saved, through faith—and this not from yourselves, it is the gift of God—not by works, so that no one can boast.



Memory Verse Game

1. After playing the Memory Verse Game with your class, write out Ephesians 2:8–9. Cover the verse (don't peek) and write it out from memory here.

Same as verse above.

2. Rewrite the verse correctly. If you already wrote it correctly, rewrite it in your own words.

Answers will vary.

Song/Verse Connection

Listen to "God's Way Right" and read Ephesians 2:8–9 to help you understand a very important part of what it means to be a Christian. Circle true or false to the following statements.

1. If I do good deeds, then I can earn my way to heaven.

True False

2. Heaven is a gift from God for those believing in Jesus.

True False

3. We are saved by God's grace through faith in Jesus.

True False

4. What does it mean to you to know that you can't earn your way to heaven, but it is a gift from God for those believing in Jesus? After writing your answer, discuss your ideas with a partner.

Answers will vary.

TEACHING OBJECTIVE

Further explore the unit's Bible Passage to help students apply its meaning.

TEACHING ACTIVITIES

1. Explore Scripture

Let students read the passage as you share background and discuss the main idea.

2. Memory Verse Game

While in a circle, students guess the next word of the verse. Teacher starts by saying, "Ephesians 2:8–9." The first student says, "For"; next, "it"; next, "is"; etc. A student who misses is out and the next person guesses the same word. Keep going in a circle until there is one person left. Last person states the verse location (Ephesians 2:8–9) and the following person is out. Afterwards, students will try to write the verse from memory.



3. Song/Verse Connection

Listen to "God's Way Right" and read Ephesians 2:8–9 with your class. After students respond, go over true/false statements to ensure students understand the foundational concept that we are saved by God's grace through faith in Jesus. Students discuss their ideas with a partner and respond in their workbooks.



TEACHING OBJECTIVE

Use the five key learning points to help students understand and apply the Bible Passage.

TEACHING ACTIVITIES

1. **Learning Points**
Students use the list of words to fill in the blanks of the five learning points. Discuss.
2. **Favorite Point**
Students circle their favorite learning point. Ask volunteers to share why it is their favorite point.
3. **Weekly Quiz**
Students take the quiz that covers the Core Bible Story and Bible Passage. Review.

What We Learned

Ephesians 2:8-9








▶ PLAY HERE

Learning Points

FROM CORE BIBLE STORY AND BIBLE PASSAGE

To see what we've learned so far from Ephesians 2:8-9, fill in the blanks in the five learning points below with one of these words:


faith • saved • gift • earned • believe

-  By God's grace we are **saved** from sin.
-  Heaven can't be **earned**. It's a gift from God.
-  We are saved through **faith** in Jesus Christ.
-  We cannot save ourselves. We simply **believe**.
-  Eternal life is a **gift** so that no one can boast.



Choose your favorite learning point from the list above, and explain what it means to you.

Answers will vary.



You GOT IT ALL™

Weekly Quiz

FROM CORE BIBLE STORY AND BIBLE PASSAGE

1. Our salvation is a **gift** of God.
2. Why did God make salvation a gift?
So that no one can boast.
3. What does boast mean?
Brag about or be proud of.
4. In Mark 3:1-6, who had hard hearts?
The Pharisees watching in the synagogue.
5. Their hard hearts led to a negative action. What was that action?
A plan to kill Jesus.
6. What is Jesus' reaction to stubborn hearts? **Anger and distress.**
7. Do you think there are times when anger is okay? Support your answer.
Yes. Answers will vary: Jesus is angry here because they had hard hearts and would not see His compassion and love.

TEACHER'S NOTES

TEACHING OBJECTIVE

Use the three application statements below for the students to reflect on what they've learned.

TEACHING ACTIVITIES

Adventure Wrap-up

Have the students write out their thoughts. You can also come up with an additional application or personal story to share during this activity.

This is the coolest thing I learned about God:

This is how I feel now that I know I don't have to earn my way to heaven:

This is how I can live out what I learned this week at school:



Review of Units 1 and 2 Core Bible Story



(TE, pp. 4, 12; SW, pp. 2, 10)

Read Mark 1:40-45— Jesus Heals a Man with Leprosy

Begin by reading the Core Bible Story. Next, ask a student or entire class to summarize the Core Bible Story in four parts. Teacher writes responses on the board to facilitate discussion.

- 1) **Make Me Clean—Man begs to be healed from leprosy and believes Jesus can do it.**
- 2) **Jesus heals the man because he had faith and believed Jesus is God’s Son.**
- 3) **Jesus tells man not to tell anyone to avoid crowds and not be hindered.**
- 4) **Man tells others and spreads news he was healed, so Jesus couldn’t travel openly.**



Review of Unit 1 Bible Passage



(TE, p. 6; SW, p. 4)

Colossians 1:16b-17

Ask a student to read the Bible Passage from page 4 and then close their workbook. Discuss: What is the main idea of the passage?


All things were created by Jesus and for Jesus. He made it all!

Choose one student to recite the passage from memory (may get help from classmates).

-or-

Students partner up and quiz each other on the passage. After a few minutes, choose one student to recite the passage to the class from memory.

... whether thrones or powers or rulers or authorities; all things were created by Him and for him. He is before all things, and in Him all things hold together.



Review of Unit 1 Scripture Song



(TE, p. 7; SW, p. 5)

“He is Really God” (Colossians 1:16b–17)

(Play song in class by navigating online to the Media Player in the Teachers Menu)

Students turn to the Song Lyrics on page 5 of their Student Workbooks. While listening to the song, students write down their insights and make personal connections on the lyrics page (circle key words, underline action steps, write out what God is teaching them to do, rewrite main ideas in their own words, etc.).

Discuss: How does the song reflect the meaning of the verse?

Jesus is really God. He is before all things and holds all things together.



Review of Unit 1 Motto



▶ PLAY HERE

(Play video in class by navigating online to Rewind: LEARNING REVIEW in the Weekly Menu)

Play the Motto Buster Video in class to see who can guess it first. Pause the video when students raise their hand to indicate they have solved the motto. Students state the motto out loud and explain the meaning in their own words.

And in Him all things hold together

Application: What does it mean to you that Jesus created all things and that he holds together everything?



Review of Unit 2 Bible Passage



(TE, p. 13; SW, p. 11)

Philippians 2:5-6a, 7a, 8

Ask a student to read the Bible Passage from page 11 and then close their workbook. Discuss: What is the main idea of the passage?


Our attitude should be to love each other as Jesus loved us, who even gave His life for us.

Choose one student to recite the passage from memory (may get help from classmates).

-or-

Students partner up and quiz each other on the passage. After a few minutes, choose one student to recite the passage to the class from memory.

Your attitude should be the same as that of Christ Jesus: Who...made himself nothing...And being found in appearance as a man, he humbled himself and became obedient to death—even death on a cross!



Review of Unit 2 Scripture Song



(TE, p. 14; SW, p. 12)

“Rad-Dude Attitude” (Philippians 2:5–6a, 7a, 8)

(Play song in class by navigating online to the Media Player in the Teachers Menu)

Students turn to the Song Lyrics on page 12 of their Student Workbooks. While listening to the song, students write down their insights and make personal connections on the lyrics page (circle key words, underline action steps, write out what God is teaching them to do, rewrite main ideas in their own words, etc.).

Discuss: How does the song reflect the meaning of the verse?

My attitude should be like Jesus’. He showed us how to love when He willingly died on the cross for us. He put us first. We should love others by looking out for their interests, rather than being focused on ourselves.



Review of Unit 2 Motto



▶ PLAY HERE

(Play video in class by navigating online to Rewind: LEARNING REVIEW in the Weekly Menu)

Play the Motto Buster Video in class to see who can guess it first. Pause the video when students raise their hand to indicate they have solved the motto. Students state the motto out loud and explain the meaning in their own words.

Your attitude should be the same

Application: How can you have the attitude of Christ? What are some specific ways you can honor others above yourself or look out for the interests of others?

Look for ways to serve others, invite a lonely child to play with you, ask questions instead of talking about yourself, be encouraging, etc.





Review of Units 3 and 4 Core Bible Story



(TE, pp. 22, 30; SW, pp. 18, 26)

Read Mark 2:3–12— Jesus Cures a Paralytic

Begin by reading the Core Bible Story. Next, ask a student or entire class to summarize the Core Bible Story in four parts. Teacher writes responses on the board to facilitate discussion.

- 1) Four men bring paralyzed man to Jesus to be healed.
- 2) Jesus forgives the man's sins.
- 3) Teachers say no one can forgive sins but God.
- 4) Jesus shows He can forgive sins by healing man of paralysis.



Review of Unit 3 Bible Passage



(TE, p. 24; SW, p. 20)

Romans 8:32

Ask a student to read the Bible Passage from page 20 and then close their workbook. Discuss: What is the main idea of the passage?


God freely gave us His own Son, so we can expect Him to give us all things.

Choose one student to recite the passage from memory (may get help from classmates).

-or-

Students partner up and quiz each other on the passage. After a few minutes, choose one student to recite the passage to the class from memory.

He who did not spare his own Son, but gave him up for us all—how will he not also, along with him, graciously give us all things?



Review of Unit 3 Scripture Song



(TE, p. 25; SW, p. 21)

"You Got It All" (Romans 8:32)

(Play song in class by navigating online to the Media Player in the Teachers Menu)

Students turn to the Song Lyrics on page 21 of their Student Workbooks. While listening to the song, students write down their insights and make personal connections on the lyrics page (circle key words, underline action steps, write out what God is teaching them to do, rewrite main ideas in their own words, etc.).

Discuss: How does the song reflect the meaning of the passage?

We have it all because the Father gave us His Son and will give us everything.



Review of Unit 3 Motto



▶ PLAY HERE

(Play video in class by navigating online to Rewind: LEARNING REVIEW in the Weekly Menu)

Play the Motto Buster Video in class to see who can guess it first. Pause the video when students raise their hand to indicate they have solved the motto. Students state the motto out loud and explain the meaning in their own words.

He who did not spare His own Son

Application: What does it mean to you that God gave up His Son for us and that He will give us all things?

I have hope and can be at peace because I know that God has forgiven me. I don't have to worry about anything because God will give me everything I need. God is good and wants to give me good things.



Review of Unit 4 Bible Passage



(TE, p. 31; SW, p. 27)

Hebrews 11:33b–34

Ask a student to read the Bible Passage from page 27 and then close their workbook. Discuss: What is the main idea of the passage?


God acted mightily to help Old Testament heroes who showed their faith in Him.

Choose one student to recite the passage from memory (may get help from classmates).

-or-

Students partner up and quiz each other on the passage. After a few minutes, choose one student to recite the passage to the class from memory.

...who shut the mouths of lions, quenched the fury of the flames, and escaped the edge of the sword; whose weakness was turned to strength; and who became powerful in battle and routed foreign armies.



Review of Unit 4 Scripture Song



(TE, p. 32; SW, p. 28)

"Rulers of the Jungle" (Hebrews 11:33b–34)

(Play song in class by navigating online to the Media Player in the Teachers Menu)

Students turn to the Song Lyrics on page 28 of their Student Workbooks. While listening to the song, students write down their insights and make personal connections on the lyrics page (circle key words, underline action steps, write out what God is teaching them to do, rewrite main ideas in their own words, etc.).

Discuss: How does the song reflect the meaning of the passage?

When Old Testament heroes showed faith, God made them strong and helped them accomplish great things. In the same way, God will strengthen us today as we put our trust in Him.



Review of Unit 4 Motto



▶ PLAY HERE

(Play video in class by navigating online to Rewind: LEARNING REVIEW in the Weekly Menu)

Play the Motto Buster Video in class to see who can guess it first. Pause the video when students raise their hand to indicate they have solved the motto. Students state the motto out loud and explain the meaning in their own words.

Weakness was turned to strength

Application: Who does our strength come from? How can we have victory over sin?

Our strength comes from God. We receive God's strength when we put our trust in Him.

God gives us victory over sin when we believe that He sent His Son to die for us and give us eternal life. We also must ask Him to give us His strength to have victory over sin.



Review of Units 5 and 6 Core Bible Story



(TE, pp. 40, 48; SW, pp. 34, 42)

Read Mark 3:1–6— Jesus Heals on the Sabbath

Begin by reading the Core Bible Story. Next, ask a student or entire class to summarize the Core Bible Story in five parts. Teacher writes responses on the board to create discussion.

- 1) Jesus goes to the synagogue and meets a man whose hand was shriveled and paralyzed.
- 2) The men were looking to accuse Jesus of breaking the law if he healed the man on the Sabbath.
- 3) Jesus asks them if it was more lawful to save life or to kill. He wanted to heal and give life, and did not agree with their man-made law.
- 4) Jesus heals the man with the withered hand, even though it was illegal to heal on the Sabbath.
- 5) The men plot to kill Jesus.



Review of Unit 5 Bible Passage



(TE, p. 42; SW, p. 36)

John 3:16

Ask a student to read the Bible Passage from page 36 and then close their workbook.

Discuss: What is the main idea of the passage?


God gave His Son Jesus so that those who believe in Him will live forever.

Choose one student to recite the passage from memory (may get help from classmates).

-or-

Students partner up and quiz each other on the passage. After a few minutes, choose one student to recite the passage to the class from memory.

For God so loved the world that he gave his one and only Son, that whoever believes in him shall not perish but have eternal life.



Review of Unit 5 Scripture Song



(TE, p. 43; SW, p. 37)

“For God So Loved” (John 3:16)

(Play song in class by navigating online to the Media Player in the Teachers Menu)

Students turn to the Song Lyrics on page 37 of their Student Workbooks. While listening to the song, students write down their insights and make personal connections on the lyrics page (circle key words, underline action steps, write out what God is teaching them to do, rewrite main ideas in their own words, etc.).

Discuss: How does the song reflect the meaning of the passage?

God loved the world so much that He gave His Son so that whoever believes in Him will have eternal life.



▶ PLAY HERE

Review of Unit 5 Motto



(Play video in class by navigating online to Rewind: LEARNING REVIEW in the Weekly Menu)

Play the Motto Buster Video in class to see who can guess it first. Pause the video when students raise their hand to indicate they have solved the motto. Students state the motto out loud and explain the meaning in their own words.

He gave His one and only Son

Application: What does it mean to you that God gave His one and only Son?

I am amazed that He loved us so much that He would give us His Son. I am thankful for His Son. God didn't wait for the people to be good enough to deserve a messiah; He sent the Messiah to make sinful people good. God saved the day when He made a way for our sins to be forgiven. God loved us so much He was willing to sacrifice His Son.



Review of Unit 6 Bible Passage



(TE, p. 49; SW, p. 43)

Ephesians 2:8–9

Ask a student to read the Bible Passage from page 43 and then close their workbook. Discuss: What is the main idea of the passage?


We cannot earn eternal life. It is a gift from God received by those who put their faith in Jesus.

Choose one student to recite the passage from memory (may get help from classmates).

-or-

Students partner up and quiz each other on the passage. After a few minutes, choose one student to recite the passage to the class from memory.

For it is by grace you have been saved, through faith—and this not from yourselves, it is the gift of God—not by works, so that no one can boast.



Review of Unit 6 Scripture Song



(TE, p. 50; SW, p. 44)

"God's Way Right" (Ephesians 2:8–9)

(Play song in class by navigating online to the Media Player in the Teachers Menu)

Students turn to the Song Lyrics on page 44 of their Student Workbooks. While listening to the song, students write down their insights and make personal connections on the lyrics page (circle key words, underline action steps, write out what God is teaching them to do, rewrite main ideas in their own words, etc.).

Discuss: What does it mean to live God's way right?

I understand that I have been forgiven and that I am saved by God's grace. I know I can't earn my way to heaven.



▶ PLAY HERE

Review of Unit 6 Motto



(Play video in class by navigating online to Rewind: LEARNING REVIEW in the Weekly Menu)

Play the Motto Buster Video in class to see who can guess it first. Pause the video when students raise their hand to indicate they have solved the motto. Students state the motto out loud and explain the meaning in their own words.

You have been saved through faith

Application: Who is eternal life promised to? What does it mean to be saved through faith?

Eternal life is promised to whoever confesses their sin and believes in Jesus. Being saved through faith means that we can live forever with the Lord when we put our faith in Him. We cannot earn our way to heaven. Eternal life is a gift from God.

UNITS 7 & 8

Core Bible Story: Mark 4:35–41

Adventures in the mission of God's Son continue as we explore a miracle of Jesus from the Gospel of Mark!


Unit 7 Bible Passage: Psalm 139:9–10

Unit 8 Bible Passage: Acts 1:8

Two powerful Bible Passages emerge to parallel the Core Bible Story as we discover the power and authority of Jesus.

**LET'S CONTINUE TO DISCOVER
THE MISSION OF GOD'S SON!**





Mark 4:35–41

BACKGROUND

Lesson Target

Know God's assurance through Jesus: just as the disciples called upon Jesus in the midst of their fear, He wants us to call on Him when we are fearful so that He can show His power to us and others.


Lesson Setting

In this Core Bible Story, Jesus tells His disciples that He desires to go to the other side of the Sea of Galilee. We read that the disciples "took him along, just as he was." His desire to get away from the crowd was so great that they did not wait to get extra cloaks, pack food, or send messengers. He said the word and, as faithful followers, they obeyed. Jesus was tired and peacefully slept as the storm raged, but the lack of faith in Jesus' words ("Let us go to the other side") and in His power (previous miracles that they had no doubt heard about and even seen)

produced fear in the disciples.

The word "rebuked," which is used to describe how Jesus spoke to the wind and rain, is the same word used when He silenced demons. This indicates that the storm was probably a spiritual battle as much as a weather crisis. Note: Mark is the only Gospel that records Jesus' words to the storm.

The calming of the sea does not produce calm in the disciples. They become terrified as they see the true power of the Man (also God) they are following.




Teacher Helps

Scriptures

- Luke 8:22-25; Matthew 8:18-27—the same biblical account
- Matthew 11:18; Mark 8:33, 9:25; Luke 4:41—other passages where the word rebuked is used (to demons, to Peter)
- Psalms 89:8-9, 107:29—God's power over the sea

Biblical Concepts

Jesus' omnipotence, Jesus' humanity, faith



This Unit's Connection

UNIT 7

Core Bible Story & Bible Passage

In the Core Bible Story, the disciples' boat is nearly swamped in a powerful storm. They awaken Jesus and ask, "Don't you care if we drown?" He rebukes the wind and tells the waves to be still—and they calm! The disciples are terrified at Jesus' power. They realize He is like no other man.

King David knew of God's mighty power to save. In Psalm 139:9–10, he says that there is no place we can go that will render us out of God's reach. We can take comfort in the knowledge that the Jesus who calmed the sea is the Jesus who cares for us now.

In this world, we will have troubles, just as Jesus did. At times, Jesus will use His


mighty power to rescue us from them, as He did when He calmed the storm that frightened the disciples. At other times, He will be with us as we go through troubles, as He was when angry Jews stoned Stephen (Acts 7:55). Jesus tells us, "In this world you will have trouble. But take heart! I have overcome the world" (John 16:33).

And so He has. When the end of our time on earth draws near, Jesus will bring us to the Father. "By his power God raised the Lord from the dead, and he will raise us also" (1 Corinthians 6:14). He will bring us to His Kingdom to reign with Him forever more.



ONLINE HIGHLIGHTS

1. No matter where we find ourselves, God is right there with us.
2. God's right hand holds us close to Him.
3. If we let Him, God will lead us and guide us.
4. God makes His home in our hearts and guides us.
5. Even the depths of the sea can't separate us from God.
6. We should love God with all of our heart.
7. Even in our loneliest days, God doesn't forget us.
8. As a believer in Christ, we are never alone—in any place or time.
9. God cares about His children every moment of their lives.
10. God promises to hold us with His right hand.
11. In God's eyes, we're never alone.
12. No matter where we settle, God doesn't leave us.
13. According to the song lyrics, "My heart is where He's home."
14. God cares for us no matter where we roam.
15. There is no place we can go where God isn't with us.



Core Bible Story

MARK 4:35-41 JESUS CALMS THE STORM

³⁵ That day when evening came, he said to his disciples, "Let us go over to the other side." ³⁶ Leaving the crowd behind, they took him along, just as he was, in the boat. There were also other boats with him. ³⁷ A furious squall came up, and the waves broke over the boat, so that it was nearly swamped. ³⁸ Jesus was in the stern, sleeping on a cushion. The disciples woke him and said to him, "Teacher, don't you care if we drown?"

³⁹ He got up, rebuked the wind and said to the waves, "Quiet! Be still!" Then the wind died down and it was completely calm.

⁴⁰ He said to his disciples, "Why are you so afraid? Do you still have no faith?"

⁴¹ They were terrified and asked each other, "Who is this? Even the wind and the waves obey him!"


WORD SEARCH

MARK 4:35-41

Find ten words from the story.

- BOAT
- SQUALL
- WAVES
- STERN
- SLEEPING
- DISCIPLES
- DROWN
- REBUKED
- WIND
- QUIET

L	D	E	K	U	B	E	R
L	N	W	D	J	Z	F	N
A	W	A	I	N	U	D	S
U	O	V	S	E	T	L	W
Q	R	E	C	E	E	U	I
S	D	S	I	E	P	I	N
D	F	U	P	K	Q	X	D
A	Q	I	L	B	O	A	T
A	N	R	E	T	S	B	G
G	G	O	S	C	M	S	V



Core Bible Story Discussion

MARK 4:35-41 JESUS CALMS THE STORM

Read Mark 4:35-36. Where did Jesus want to go?
With His disciples to the other side of the lake.

How did the disciples take Him there?
They took Him just as He was in a boat.

Read Mark 4:37-38. What happened to the boat?
A huge storm swamped the boat.

Where was Jesus?
Sleeping in the stern.

How did the disciples react?
They thought He didn't care about them.

Read Mark 4:39-40. What did Jesus do?
He rebuked the wind and said, "Quiet—be still!"

What did He say to His disciples?
He reminded them that He didn't forget them and asked, "Do you still have no faith?"


Read Mark 4:41. How did the disciples feel now?
They were terrified at what they had just witnessed.

What else did they learn about Jesus?
That He must be God because even the winds and waves obey Him!

TEACHING OBJECTIVE

Teach the Core Bible Story to help students grasp the main idea.

TEACHING ACTIVITIES


- 1. Core Bible Story**
 After sharing the story background from the Lesson Introduction, let students read the story and discuss the main idea.
- 2. Core Bible Story Discussion**
 Have students read the specific verses and answer the questions. Discuss their answers. 
- 3. Word Search**
 Students complete the Word Search activity.

TEACHING OBJECTIVE

Teach the unit's Bible Passage to help students grasp the main idea.

TEACHING ACTIVITIES

1. **Explore Scripture**
Let students read the passage as you share background and discuss the main idea.
2. **Art Mix-up**
Students cut paper into four pieces, draw one part of the story on each piece, mix them up, and have a partner put their illustrations in order.
3. **Song/Verse Connection**
Listen to "Never Alone" and read Psalm 139:9–10 with your class. Focus on how believers in Christ are never alone. Students discuss their ideas with a partner and respond in their workbooks.



▶ PLAY HERE

Bible Passage 7

EXPLORATION AND DISCOVERY

Psalm 139:9–10

If I rise on the wings of the dawn, if I settle on the far side of the sea, even there your hand will guide me, your right hand will hold me fast.

Art Mix-up

1. Cut a separate piece of paper into four pieces. Draw one part of the story on each piece, but do not include the verse on the picture. Mix up the pieces of paper and have a partner put your illustrations in order.
2. Using two or three words, title each picture and record in your book below

Mark 4:35–36 *Answers will vary.*

Mark 4:37–38 *Answers will vary.*

Mark 4:39 *Answers will vary.*

Mark 4:40–41 *Answers will vary.*

Song/Verse Connection


Read Psalm 139:9–10 and listen to "Never Alone." Think about how no matter where we find ourselves, God is right there with us.

1. How can knowing that God is always with you bring comfort in difficult times?

Answers will vary.

2. After writing your answer, discuss your ideas with a partner.

Answers will vary.



NEVER ALONE

PSALM 139:9-10

TEACHING OBJECTIVE

Use the gift of music to explore the Bible Passage that inspired the song lyrics.

TEACHING ACTIVITIES

Song Scramble


Let students hear the song and try to unscramble five lyrics in their workbook as they sing along.

NEVER ALONE

○ If I should cross the great unknown
Or swim the deep I'm not alone
He's in my heart no matter where I roam
And if I zoom the galaxy
Or sail away to a foreign sea
His hand will keep me close and lead me home

Never Alone, My heart is not my own
Never Alone, My heart is where He's home
Never Alone, My heart is not my own
Never Alone, My heart is where He's home

○ If I should cross the great unknown
Or swim the deep I'm not alone
He's in my heart no matter where I roam
And if I zoom the galaxy
Or sail away to a foreign sea
His hand will keep me close and lead me home



SONG SCRAMBLE

Listen to the song and unscramble these five words:

1. elaon | 2. rosca | 3. pede | 4. mora | 5. meho


1. alone 2. cross 3. deep 4. roam 5. home

TEACHING OBJECTIVE

Further explore the unit's Bible Passage to help students apply its meaning.

TEACHING ACTIVITIES

- 1. Explore Scripture**
Let students read the passage as you share background and discuss the main idea.
- 2. Favorite Moment**
Students draw a picture of their favorite moment from the Bible story. Ask students to share with the class.
- 3. Create a Bookmark**
Students design two different bookmarks to illustrate the Bible concept that God is always with us. Ideas include drawing the story, using words to describe the key point, or showing how they apply this truth. Students choose their favorite to create with construction paper.
- 4. Break the Code**
Students complete the Break the Code activity on the Creative Page (SW 57) and discuss how the lesson target can be a part of their lives.



▶ PLAY HERE

Bible Passage 7

EXPLORATION AND DISCOVERY

Psalm 139:9–10

If I rise on the wings of the dawn, if I settle on the far side of the sea, even there your hand will guide me, your right hand will hold me fast.

Favorite Moment

Draw a picture of your favorite moment from the Bible story in Mark 4:35–41. Give your drawing a short title.

Direct students to their Creative Page (SW 57) to do their work.

Create a Bookmark

- Design two bookmarks to illustrate the Bible concept, "There is no place we can go where God isn't with us." You may draw the Bible story, write a few words that describe how you are never alone, or show how God makes His home in our hearts.
- Choose your favorite and create it!

BREAK THE CODE

Psalm 139:9–10

Break the code using the code chart below. Find each coded number on the top row to select the correct letter on the bottom row. Write out the correct phrase on the lines below.

Direct students to their Creative Page (SW 57) to do their work.

1	2	3	4	5	6	7	8	9	10	11	12	13	14	15	16	17	18	19	20	21	22	23	24	25	26
A	B	C	D	E	F	G	H	I	J	K	L	M	N	O	P	Q	R	S	T	U	V	W	X	Y	Z

G O D
I S
W I T H
U S
A L W A Y S
 7 15 4 9 19 23 9 20 8 21 19 1 12 23 1 25 19

What We Learned

Psalm 139:9-10








▶ PLAY HERE

Learning Points

FROM CORE BIBLE STORY
AND BIBLE PASSAGE

To see what we've learned so far from Psalm 139:9-10, fill in the blanks in the five learning points below with one of the key words:

holds • alone • with • hide • lead

-  God's hand will **lead** us and guide us.
-  In God's eyes, believers are never **alone**.
-  Even the depths of the sea can't **hide** us from God.
-  God's right hand **holds** us close to Him.
-  No matter how far away we are, God is **with** us.

Choose your favorite learning point from the list above, and explain what it means to you.

Answers will vary.


TEACHING OBJECTIVE

Use the five key learning points to help students understand and apply the Bible Passage.

TEACHING ACTIVITIES

1. **Learning Points**
Students use the list of words to fill in the blanks of the five learning points. Discuss.
2. **Favorite Point**
Students circle their favorite learning point. Ask volunteers to share why it is their favorite point.
3. **Weekly Quiz**
Students take the quiz that covers the Core Bible Story and Bible Passage. Review.





You GOT IT ALL™


Weekly Quiz

FROM CORE BIBLE STORY AND BIBLE PASSAGE

1. Why do you think Jesus wanted to go to the other side of the lake?
Hint: see verse 36.
He wanted to escape the crowds.
2. What was Jesus doing when the storm came upon them?
Sleeping in the stern on a cushion.
3. What did Jesus say to the wind and the waves? **"Quiet. Be still."**
4. Name two things from the story that obeyed Jesus. **Wind and waves.**
5. What emotions did the disciples feel after they saw Jesus calm the wind and waves? Name two.
Answers will vary: terrified, confused, afraid, unsure, puzzled, etc.
6. According to Psalm 139:9–10, what will God do for us, no matter where we are located?
Guide us and hold us.
7. Where can we go if we want to hide from God? **Nowhere!**

TEACHER'S NOTES

UNIT 8



This Unit's Connection

Core Bible Story & Bible Passage

The Core Bible Story shows us Jesus' power. Jesus continues to use His power for those who trust in Him today.


When we turn from sins and place our trust in Jesus, God does not take us immediately to the kingdom of heaven. He has work for us to do here. He wants us to grow spiritually and by His power become like Jesus (2 Peter 1:3–4). He wants us to remain faithful through trials by His power

and thereby conquer Satan (1 Peter 5:8–11; Revelation 12:10–11). And He wants us to tell others about the good news of salvation through Jesus (Matthew 28:19–20).

Acts 1:8 promises the Holy Spirit will come upon us and give us the power to be a witness about what Jesus has done for us. What God calls us to do, He empowers us to do!

ONLINE
HIGHLIGHTS

1. The power to witness comes from the Spirit.
2. Jesus commanded us to spread His Word everywhere.
3. You can tell anyone: "Lovin' God is livin' great!"
4. A witness for the Lord spreads His Word.
5. The world needs to hear about Jesus now!
6. People need to believe before it's too late.
7. Loving God is what all people were created to do.
8. Living life without God is not great. It's empty.
9. We can love God in this life and in the life to come!
10. Jesus wants us to be witnesses and tell the world about Him.
11. Jesus wants us to spread His Word to not only our own town, but to the whole world.
12. Jesus told His disciples that they would receive power from the Holy Spirit.
13. Jesus wanted His disciples to spread the truth about His death and resurrection.
14. We are witnesses for Jesus when we tell others about Him.
15. Witnessing is what Jesus wants us to do for Him.



Core Bible Story

MARK 4:35-41 JESUS CALMS THE STORM

³⁵ That day when evening came, he said to his disciples, "Let us go over to the other side." ³⁶ Leaving the crowd behind, they took him along, just as he was, in the boat. There were also other boats with him. ³⁷ A furious squall came up, and the waves broke over the boat, so that it was nearly swamped. ³⁸ Jesus was in the stern, sleeping on a cushion. The disciples woke him and said to him, "Teacher, don't you care if we drown?"

³⁹ He got up, rebuked the wind and said to the waves, "Quiet! Be still!" Then the wind died down and it was completely calm.

⁴⁰ He said to his disciples, "Why are you so afraid? Do you still have no faith?"

⁴¹ They were terrified and asked each other, "Who is this? Even the wind and the waves obey him!"

TEACHING OBJECTIVE

Review or continue the Core Bible Story to help students know and believe its meaning.

TEACHING ACTIVITIES

1. Core Bible Story

Let students read the story as you share background and discuss the main idea.

2. Core Bible Story Application

Have students read the three application steps in their workbooks. Discuss and let students share their answers.



Core Bible Story Application

MARK 4:35-41 APPLICATION ACTIVITY

Application Step 1: How did Jesus use His power over circumstances to get the disciples' attention?

Answers will vary.

Application Step 2: Think of a circumstance that causes you fear.

Application Step 3: Ask Jesus to calm your heart and to show His power over your circumstances and fear.



▶ PLAY HERE

Bible Passage 8

EXPLORATION AND DISCOVERY

Acts 1:8

"But you will receive power when the Holy Spirit comes on you; and you will be my witnesses in Jerusalem, and in all Judea and Samaria, and to the ends of the earth."



Scripture Study

ACTS 1:8 APPLICATION ACTIVITY

MARK 16:15–16

He said to them, "Go into all the world and preach the good news to all creation. Whoever believes and is baptized will be saved, but whoever does not believe will be condemned."

ACTS 4:33

With great power the apostles continued to testify to the resurrection of the Lord Jesus, and much grace was upon them all.

ROMANS 15:18–19

I will not venture to speak of anything except what Christ has accomplished through me in leading the Gentiles to obey God by what I have said and done—by the power of signs and miracles, through the power of the Spirit. So from Jerusalem all the way around to Illyricum, I have fully proclaimed the gospel of Christ.

With a partner, read these passages: Mark 16:15–16; Acts 4:33; Romans 15:18–19.

What main idea do these verses share?

These verses share the main idea that it is the power of the Holy Spirit that gives us the ability to preach the good news about Jesus. As we share the good news, it is the power of the Spirit that goes before us.

How do these verses help us understand Acts 1:8?

These verses help us understand the command Jesus gave His disciples: preach the good news to all creation and testify to the resurrection of the Lord Jesus Christ. The command is also to us.

Challenge: Why did Jesus strongly command us to preach the good news to all creation?

Jesus commanded us to preach the good news to all creation because He made it clear that whoever believes will be saved, but whoever does not believe will be condemned. Acts 1:8 and the related verses above show us that our highest call is to be His witnesses. To do so, He equips us with the power of the Holy Spirit and promises the grace of God on those who spread the word.

Muddiest Point

What is the "muddiest point" or most confusing thing about the passage in Acts 1:8?

Answers will vary.

2. After discussing this with your class, explain your new knowledge.

Answers will vary.

TEACHING OBJECTIVE

Teach the unit's Bible Passage to help students grasp the main idea.

TEACHING ACTIVITIES

1. Explore Scripture

Let students read the passage as you share background and discuss the main idea.

2. Scripture Study

Students look up Scripture in their Bibles and cross-reference to increase understanding of Bible Passage. With a partner, students read and evaluate.



3. Muddiest Point

Students write about what is confusing in the passage. Afterward, discuss these questions as a class and provide clarification. Acts 1:8 promises the Holy Spirit will come upon us and give us the power to be a witness about what Jesus has done for us. What God calls us to do, He empowers us to do!



TEACHING OBJECTIVE

Use the gift of music to explore the Bible Passage that inspired the song lyrics.

TEACHING ACTIVITIES

Hidden Message

Let students hear the song and discover a hidden message in their workbook.

LOVIN' GOD IS LIVIN' GREAT!

ACTS 1:8

LOVIN' GOD IS LIVIN' GREAT!

You get the power from the Spirit
As a witness for the Lord

In Jerusalem and Judea, from Samaria to the world
So get on your feet and stand up straight
On your mark, get set, no time to wait
Don't be long, don't be late
Tell the world that lovin' God is livin' great!

Lovin' God is livin' great! Lovin' God is livin' great!
Lovin' God is livin' grea-ea-eat!
Lovin' God is livin' ... great!

You get the power from the Spirit
As a witness for the Lord
In Jerusalem and Judea, from Samaria to the world
So get on your feet and stand up straight
On your mark, get set, no time to wait
Don't be long, don't be late
Tell the world that lovin' God is livin' great!



HIDDEN MESSAGE

We receive power from the Holy Spirit to do this:
Cross out the letters Q, X, and Z to reveal the message.

Z Z T X E L Q Q L Z X
Z O T X X H E Q R S Q
X A X B O U Q T Z Z X
Z J E Z S X U Q S Z Z

Write the message here: _____

TELL OTHERS ABOUT JESUS





▶ PLAY HERE

Bible Passage 8

EXPLORATION AND DISCOVERY

Acts 1:8

"But you will receive power when the Holy Spirit comes on you; and you will be my witnesses in Jerusalem, and in all Judea and Samaria, and to the ends of the earth."

Scripture Scrambler

After the Scripture Scrambler activity, write out Acts 1:8. Cover the verse (don't peek) and write it out from memory here.

Role-play

Jesus wants us to tell the world about Him and promises that the Holy Spirit will give us power to do just that! After the Role-play activity, do this.

1. What did the witness (person sharing Jesus) do well?

Answers will vary.

2. What did you learn about how to tell others about Jesus?

Answers will vary.

TEACHING OBJECTIVE

Further explore the unit's Bible Passage to help students apply its meaning.

TEACHING ACTIVITIES

1. Explore Scripture

Let students read the passage as you share background and discuss the main idea.

2. Scripture Scrambler

Divide Acts 1:8 into sections. Provide fifteen students with sheets of paper and assign those students to write one section of the verse in large, neat print. Ask these students to stand in front of class at random, each holding his or her own section of the verse so all can see. Choose a student to arrange classmates in the correct verse order, while the other students observe. After verse is in the correct order, each student standing should give their paper to a seated student and return to their desk. Choose another student to put verse in order, and repeat activity until most students know the verse.



3. Role-play

Choose two more mature and confident students to role-play sharing the gospel in everyday life. One student will be the witness, and the other should respond as if they are open, but not yet a believer. Prep the students beforehand with suggestions and expectations. You may pause the dialogue so that classmates may make suggestions or ask questions.



TEACHING OBJECTIVE

Use the five key learning points to help students understand and apply the Bible Passage.

TEACHING ACTIVITIES

1. Learning Points

Students use the list of words to fill in the blanks of the five learning points. Discuss.

2. Favorite Point

Students circle their favorite learning point. Ask volunteers to share why it is their favorite point.

3. Weekly Quiz

Students take the quiz that covers the Core Bible Story and Bible Passage. Review.

What We Learned

Acts 1:8








▶ PLAY HERE

Learning Points

FROM CORE BIBLE STORY AND BIBLE PASSAGE

To see what we've learned so far from Acts 1:8, fill in the blanks in the five learning points below with one of these words:


guides • power • far • sharing • world

-  Jesus' disciples received **power** from the Holy Spirit.
-  The Holy Spirit **guides** all believers to share Jesus.
-  Being a witness is **sharing** the good news of Jesus.
-  Jesus wants those near and **far** to hear about Him.
-  Jesus calls believers to spread His love to the **world**.



Choose your favorite learning point from the list above, and explain what it means to you.

Answers will vary.



You GOT IT ALL™

Weekly Quiz

FROM CORE BIBLE STORY AND BIBLE PASSAGE

1. How did Jesus speak to the wind and the waves?
Answers will vary: forcefully, powerfully, sternly, or strongly.
2. Because of the disciples' fear, Jesus asked if they still had no what? **Faith.**
3. What did the disciples think about Jesus when He was sleeping?
That he did not care about them.
4. In Acts 1:8, who was the source of the power that Jesus was giving them?
The Holy Spirit.
5. In what way was this power to be used?
To witness for Jesus.
6. What phrase lets you know that the gospel is not just for Americans or Judeans or Samaritans?
"To the ends of the earth."
7. What does it mean to "be my witnesses"?
Tell others the truth about Jesus and live a life that shows He is our Lord.

TEACHER'S NOTES

TEACHING OBJECTIVE

Use the three application statements below for the students to reflect on what they've learned.

TEACHING ACTIVITIES

Adventure Wrap-up

Have the students write out their thoughts. You can also come up with an additional application or personal story to share during this activity.

My favorite lyric from "Never Alone" or "Lovin' God is Livin' Great!" and why I like it:

Something new I learned about God this week is:

One way I plan to put God's Word into practice is:

UNITS 9 & 10

Core Bible Story: Mark 5:22–42

Adventures in the mission of God's Son continue as we explore a miracle of Jesus from the Gospel of Mark!


Unit 9 Bible Passage: Jonah 3:1–3a

Unit 10 Bible Passage: John 14:6

Two powerful Bible Passages emerge to parallel the Core Bible Story as we discover the power and authority of Jesus.

**LET'S CONTINUE TO DISCOVER
THE MISSION OF GOD'S SON!**





Mark 5:22–42

BACKGROUND

Lesson Target


Know God's salvation through Jesus: Jesus has power over sickness and death.

Lesson Setting

Mark dedicates much of his Gospel writings to the miracles of Jesus. We have seen His power over demons and nature, and now, in this passage, over sickness and death. The woman's disease would have caused her to be an outcast in society. Anyone coming in physical contact with her would have been considered unclean. In fact, the opposite was true as it was her contact with Christ that cleansed her. More importantly, Jesus announces that it was her faith that healed her, not just the fact that she came into physical contact with Jesus. The crowd

was "pressed around" Jesus and many were touching Him, but only the woman was healed. In the entire crowd, she was the only one who touched Him with the desire, expectation and faith that He could change her life.

Jairus called upon Jesus to heal his daughter, but in the time that it took to heal the woman, his daughter died. Jesus tells Jairus to "only believe," so Jairus could do nothing but hang on to Jesus and His words to not be afraid and to believe.




Teacher Helps

Scriptures

- Matthew 9:18-25—the same biblical account
- Luke 7:11-15; John 11:1-44; Acts 9:37-40, 20:9-10—accounts of people being raised from death
- Ezekiel 37:13; Matthew 10:7-8, 28:18; John 5:21—verses regarding death

Biblical Concepts

Jesus' omnipotence, Jesus' compassion and power over death, faith in Jesus



This Unit's Connection

UNIT 9

Core Bible Story & Bible Passage

In the Core Bible Story, Jesus did two miracles. First, He healed a woman who had been subject to bleeding for twelve years. She had been unable to participate in temple worship, and she had spent all her money on physicians who couldn't heal her. She touched Jesus' cloak and was immediately healed. Afterwards, Jesus raised a little girl from the dead.

These two miracles were signs that God sent Jesus and that Jesus fulfilled many prophecies. They showed that Jesus could heal diseases and raise the dead. Those signs would have been enough for anyone seeking God wholeheartedly.

But many rejected Jesus. Matthew 12:38–41 says this:

Then some of the Pharisees and teachers of the law said to him, "Teacher, we want to see a miraculous sign from you."

He answered, "A wicked and adulterous generation asks for a miraculous sign! But none will be given it except the sign of the prophet Jonah. For as Jonah was three days


and three nights in the belly of a huge fish, so the Son of Man will be three days and three nights in the heart of the earth. The men of Nineveh will stand up at the judgment with this generation and condemn it; for they repented at the preaching of Jonah, and now one greater than Jonah is here."

Those who didn't want to believe demanded more and more signs. But Jesus refused: The only sign they would have was His resurrection. Just as the prophet Jonah spent three days in the belly of a huge fish, so He would spend three days in the belly of the earth. Jesus warned them that at the Judgment the people of Nineveh would condemn them, for the Ninevites repented when the only sign they had was Jonah's preaching. These religious leaders had many greater signs and yet they refused to repent. At the Judgment, they could not argue that they hadn't enough evidence to believe. They needed to turn away from their sin and pride, just like Jonah and the Ninevites did.



ONLINE HIGHLIGHTS

1. Why run from God? He's on your side.
2. The choice is simple: Run from God or obey Him.
3. Hiding from God robs us of His blessing.
4. Why would we ignore God? He sacrificed His Son for us!
5. Turning to God is better than not listening to Him.
6. The pride of man comes between him and God.
7. Jonah ran away from God and was swallowed by a great fish.
8. Jonah turned to God and got another chance to obey Him.
9. God used Jonah to bring His message to the great city of Nineveh.
10. Our obedience to God leads to blessing.
11. We can learn how to be obedient to God by reading the Bible.
12. God heard Jonah's prayer and gave him a second chance to obey.
13. According to the song lyrics, Jonah "chose to go the right way, do the smarter thing instead."
14. When we obey God, He helps us to accomplish great things through Him.
15. When we turn to God, we unleash His power in our lives.



Core Bible Story

MARK 5:22–34 JESUS HEALS A WOMAN AND RAISES A DEAD CHILD
(PART I—STORY CONTINUES IN UNIT 10)

²² Then one of the synagogue rulers, named Jairus, came there. Seeing Jesus, he fell at his feet ²³ and pleaded earnestly with him, “My little daughter is dying. Please come and put your hands on her so that she will be healed and live.”

²⁴ So Jesus went with him.

A large crowd followed and pressed around him. ²⁵ And a woman was there who had been subject to bleeding for twelve years.

²⁶ She had suffered a great deal under the care of many doctors and had spent all she had, yet instead of getting better she grew worse. ²⁷ When she heard about Jesus, she came up behind him in the crowd and touched his cloak, ²⁸ because she thought, “If I just touch his clothes,

I will be healed.” ²⁹ Immediately her bleeding stopped and she felt in her body that she was freed from her suffering.

³⁰ At once Jesus realized that power had gone out from him. He turned around in the crowd and asked, “Who touched my clothes?”

³¹ “You see the people crowding against you,” his disciples answered, “and yet you can ask, ‘Who touched me?’”


³² But Jesus kept looking around to see who had done it. ³³ Then the woman, knowing what had happened to her, came and fell at his feet and, trembling with fear, told him the whole truth.


³⁴ He said to her, “Daughter, your faith has healed you. Go in peace and be freed from your suffering.”

MEANING MATCH

MARK 5:22–34

Draw a line from each word on the left to the definition on the right that matches its meaning in the Core Bible Story.

- | | | |
|-------------------|---|---------------------------|
| 1. Synagogue |  | a. Begged |
| 2. Pleaded | | b. Crowd upon |
| 3. Earnestly | | c. Disturbance |
| 4. Pressed around | | d. Jewish house of prayer |
| 5. Cloak | | e. Crying loudly |
| 6. Disciples | | f. Amazed |
| 7. Trembling | | g. Outer garment |
| 8. Commotion | | h. Urgently |
| 9. Wailing | | i. Followers of Christ |
| 10. Astonished | | j. Shaking from fear |



Core Bible Story Discussion

MARK 5:22-34 JESUS HEALS A WOMAN
AND RAISES A DEAD CHILD

Read Mark 5:22-23. Why was Jairus upset?
His daughter was dying.

How did He ask for help?
He fell at Jesus' feet and pleaded with Him.

What did he want Jesus to do?
Put His hands on her and heal her.

Read Mark 5:27-28. What did the sick lady do when she saw Jesus?
She touched His cloak.

Why did she do this?
She knew He was from God and thought if she even touched His cloak she would get better.

Read Mark 5:33. What did the woman do after she was healed?
She came and fell at Jesus' feet and told Him it was she who touched Him.

What was her attitude toward Jesus?
She feared and worshiped Him, and she believed!


Read Mark 5:34. Why did Jesus heal the woman who touched His cloak?
Her faith in Jesus as the Son of God touched Jesus' heart.

What did Jesus tell her to do?
He said, "Go in peace and be freed from your suffering."

TEACHING OBJECTIVE

Teach the Core Bible Story to help students grasp the main idea.

TEACHING ACTIVITIES

- 1. Core Bible Story**
After sharing the story background from the Lesson Introduction, let students read the story and discuss the main idea.
- 2. Core Bible Story Discussion**
Have students read the specific verses and answer the questions. Discuss their answers. 
- 3. Meaning Match**
Students match key words to the correct definition from Mark 5:22-42.

TEACHING OBJECTIVE

Teach the unit's Bible Passage to help students grasp the main idea.

TEACHING ACTIVITIES

1. Explore Scripture

Let students read the passage as you share background and discuss the main idea.

2. Group Draw

In groups of five, each student draws a different part of the story in Mark 5:22–34 on separate paper. Together the group will put pictures in order and add titles in their workbooks (not on pictures). Groups exchange drawings with another group and put the pictures in order.

3. Skits Are Us: Jesus Made Time for People

In small groups, students create a brief skit about taking the time to care for others who are shy or lonely. Ideas include taking an interest in them, asking about interests, listening to their stories, and letting them know they are important. Facilitate discussion with the class about the performances and encourage Christ-like attributes.



▶ PLAY HERE

Bible Passage 9

EXPLORATION AND DISCOVERY

Jonah 3:1–3a

Then the word of the LORD came to Jonah a second time: "Go to the great city of Nineveh and proclaim to it the message I give you." Jonah obeyed the word of the LORD and went to Nineveh.

Group Draw

With your group, write short titles for each of your drawings and list them below. Later, exchange pictures with another group and try to put theirs in order.

Mark 5:22–24 *Answers will vary.*

Mark 5:25–28 *Answers will vary.*

Mark 5:29 *Answers will vary.*

Mark 5:30–31 *Answers will vary.*

Mark 5:32–34 *Answers will vary.*

Skits Are Us: Jesus Made Time for People

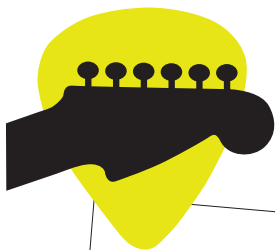
Jesus wasn't too busy to show that He cared. Jesus was on His way to heal a dying girl when a sick woman interrupted Him. As the crowd pressed around Him, Jesus stopped what He was doing to give her His full attention. Jesus was tender towards the timid woman. He called her "daughter." Jesus provides a beautiful example of caring for others.

In a small group, create a short, modern-day skit that shows how to make time to care for someone who is shy or lonely.

1. Briefly summarize your skit. *Answers will vary.*

2. How can you be more like Jesus as you show kindness to shy or lonely people?

Answers will vary.



YOU CAN'T RUN

JONAH 3:1-3a

TEACHING OBJECTIVE

Use the gift of music to explore the Bible Passage that inspired the song lyrics.

TEACHING ACTIVITIES

Song Scramble

Let students hear the song and try to unscramble five lyrics in their workbook as they sing along.

YOU CAN'T RUN

You can't run, you can't hide

Why would you when God's on your side?

You can't run, you can't hide

Why would you when God's on your side?

I have run away from Him

I have tried to hide

Gonna turn away from sin

And throw away my pride

Because I know He died for me so that I'll live eternally

And that is why I'm tellin' you that!

Jonah took a lap around the darkness of the sea

'Cause he hated God's assignment so he tried to flee

Yeah, it got him into trouble with his buddies on the boat

And they had to throw him over so the boat could float

And then when God decided

He was pleased with Jonah's prayer

He was coughed up by the fish on the beach somewhere

Yeah, he got another chance to do the thing

That God had said

And he chose to go the right way

Do the smarter thing instead!

SONG SCRAMBLE

Listen to the song and unscramble these five words:

1. dihe | 2. edis | 3. yawa | 4. tallyreen | 5. dripe

1. hide 2. side 3. away 4. eternally 5. pride



TEACHING OBJECTIVE

Further explore the unit's Bible Passage to help students apply its meaning.

TEACHING ACTIVITIES

1. Explore Scripture

Let students read the passage as you share background and discuss the main idea.


2. Timeline: Jonah Gets a Second Chance

Tell the story of Jonah to your class. Students then order the events of the story. Use Lesson Connection on page 81 to emphasize that when we turn away from our sin and pride, our obedience to God leads to blessing.



3. Pair and Share (Truth)

Students pair up and discuss how God gives second chances and obedience leads to blessing.



▶ PLAY HERE

Bible Passage 9

EXPLORATION AND DISCOVERY

Jonah 3:1–3a

Then the word of the LORD came to Jonah a second time: "Go to the great city of Nineveh and proclaim to it the message I give you." Jonah obeyed the word of the LORD and went to Nineveh.

Timeline: Jonah Gets a Second Chance

Write numbers in the squares to correctly order the events of the story.

- 3 God sends a huge storm against the ship. The sailors throw Jonah into the sea, God stops the storm, and a giant fish swallows Jonah.
- 8 Finally, Jonah and the Ninevites are blessed as they turn away from their sin and pride and obey God.
- 5 God hears Jonah's prayer and gives him a second chance to obey. The giant fish spits Jonah up on the beach.
- 2 Jonah doesn't want to deliver the message, so he decides not to obey God. He runs from God and gets on a ship headed in the opposite direction.
- 1 God sends Jonah to Nineveh to tell the people to repent and turn from their wicked ways.
- 4 Jonah realizes he was wrong to not obey the Lord and asks God to save him from the fish.
- 7 The people believe the message and ask God for forgiveness. God sees their change of heart and spares them.
- 6 Jonah obeys God and warns the people that if they don't repent, then God will destroy them.



Pair and Share (Truth)

Discuss the following questions with a partner. Then choose *one* of the questions and write your response below.

- What does it mean to you that God gives second chances?
- How has your obedience to God led to blessing in your own life?

Answers will vary.

What We Learned

Jonah 3:1–3a








▶ PLAY HERE

Learning Points

FROM CORE BIBLE STORY
AND BIBLE PASSAGE

To see what we've learned so far from Jonah 3:1–3a, fill in the blanks in the five learning points below with one of the key words:

obedience • message • blessing • second • running

-  God gave Jonah a **second** chance to obey Him.
-  Jonah was sent to deliver a **message** from God.
-  Our obedience to God brings His true **blessing**.
-  **Obedience** to God is doing what His Word says.
-  Listening to God is better than **running** from God.

Choose your favorite learning point from the list above, and explain what it means to you.

Answers will vary.


TEACHING OBJECTIVE

Use the five key learning points to help students understand and apply the Bible Passage.

TEACHING ACTIVITIES

1. **Learning Points**
Students use the list of words to fill in the blanks of the five learning points. Discuss.
2. **Favorite Point**
Students circle their favorite learning point. Ask volunteers to share why it is their favorite point.
3. **Weekly Quiz**
Students take the quiz that covers the Core Bible Story and Bible Passage. Review.






You GOT IT ALL™

Weekly Quiz

FROM CORE BIBLE STORY AND BIBLE PASSAGE

1. Who came to Jesus asking Him to heal his daughter? **Jairus.**
2. What did he ask Jesus to do, specifically?
Put His hands on his daughter so that she would be healed.
3. What delayed Jesus in getting to the daughter?
The touch from a woman who had been bleeding for twelve years.
4. What did this woman think?
She believed touching His clothes would be enough to heal her.
5. Was she healed? **Yes.**
6. Did Jonah obey God the first time? **No.**
7. Why do you think Jonah obeyed the second time?
Answers will vary: his faith in God had grown, he saw God's power, being saved from the belly of the fish showed how important this task was to God.

TEACHER'S NOTES



This Unit's Connection

UNIT 10

Core Bible Story & Bible Passage

In the Core Bible Story, Jesus showed He had power over sickness and death. Still, the Pharisees refused to believe that God sent Him. They clung to their theology that following their traditions made them good people—good enough for God to receive them. They didn't believe they needed God's forgiveness, so they wouldn't turn to the Man who says they did.

In John 14:6, Jesus says, "I am the way and the truth and the life. No one comes to the Father except through me." The Pharisees thought they could come to the


Father by their own goodness based on their own rules. They didn't want to believe they weren't as good as they thought they were.

This same attitude prevails in America today. Most Americans think they are good people and if there is a God, they'll go to heaven based on their goodness. But the Bible teaches that all of us have sinned and deserve death, not eternal life (Romans 3:23; 6:23). The only way to God is to admit our sins, turn from them, and turn to faith in Jesus who paid for our sins.



ONLINE HIGHLIGHTS

1. Heaven is for those who have faith that Jesus is God's Son.
2. Heaven is "Godsville" because God will be there.
3. Jesus holds the key to eternal life. He is the way.
4. Jesus said, "I am the way and the truth and the life."
5. Jesus is proof that God exists. God sent Him to die for us.
6. To see God, we must believe in His Son.
7. Heaven is God's "big house," reserved for those who have faith in Christ.
8. Jesus said it: "No one comes to the Father except through Me."
9. Wanna get to heaven? We get to the Father through Jesus.
10. Jesus knew the only way to God.
11. Jesus stated that He is the way to eternal life.
12. According to the song lyrics, Jesus said, "I am the life and I've got the proof."
13. If you're knockin' on God's door, Jesus is the key.
14. Jesus is the way to eternal life in heaven.
15. Jesus said He is three things and revealed the truth about coming to the Father.



Core Bible Story

MARK 5:35-42 JESUS HEALS A WOMAN AND RAISES A DEAD CHILD
(PART II—STORY CONTINUES FROM UNIT 9)

³⁵ While Jesus was still speaking, some men came from the house of Jairus, the synagogue ruler. "Your daughter is dead," they said. "Why bother the teacher any more?"

³⁶ Ignoring what they said, Jesus told the synagogue ruler, "Don't be afraid; just believe."

³⁷ He did not let anyone follow him except Peter, James and John the brother of James. ³⁸ When they came to the home of the synagogue ruler, Jesus saw a commotion, with people crying and wailing loudly.

³⁹ He went in and said to them, "Why all this commotion and wailing? The child is not dead but asleep." ⁴⁰ But they laughed at him. After he put them all out, he took the child's father and mother and the disciples who were with him, and went in where the child was.

⁴¹ He took her by the hand and said to her, "*Talitha koum!*" (which means, "Little girl, I say to you, get up!"). ⁴² Immediately the girl stood up and walked around (she was twelve years old). At this they were completely astonished.

TEACHING OBJECTIVE

Review or continue the Core Bible Story to help students know and believe its meaning.

TEACHING ACTIVITIES

1. Core Bible Story

Let students read the story as you share background and discuss the main idea.

2. Core Bible Story Application

Have students read the three application steps in their workbooks. Discuss and let students share their answers.



Core Bible Story Application

MARK 5:22-42 APPLICATION ACTIVITY

Application Step 1: Think about your faith in God. Is it more like Jairus' "Come heal my daughter," or more like the woman's "If I can just touch a little of His clothing"? Note: neither is wrong or better.

Answers will vary.

Application Step 2: Pray to God for healing.

Application Step 3: Take a moment to thank God for "being willing" to heal you or help you with your needs.



▶ PLAY HERE

Bible Passage 10

EXPLORATION AND DISCOVERY

John 14:6



Jesus answered, "I am the way and the truth and the life. No one comes to the Father except through me."



Scripture Study

JOHN 14:6 APPLICATION ACTIVITY

ISAIAH 35:8

And a highway will be there; it will be called the Way of Holiness. The unclean will not journey on it; it will be for those who walk in that Way; wicked fools will not go about on it.

JOHN 11:25–26

Jesus said to her, "I am the resurrection and the life. He who believes in me will live, even though he dies; and whoever lives and believes in me will never die. Do you believe this?"

1 JOHN 1:2

The life appeared; we have seen it and testify to it, and we proclaim to you the eternal life, which was with the Father and has appeared to us.

With a partner, read these passages: Isaiah 35:8; John 11:25–26; 1 John 1:2.

What main idea do these verses share?

These verses share the main idea that Jesus is the only way to the Father. The gift of eternal life from God appeared to us in His Son Jesus, who provided the way for us to live forever with Him.

How do these verses help us understand John 14:6?

These verses help us understand Jesus as the way, the truth, and the life because they describe the Way of Holiness, the truth about believing in Jesus and never dying, and the life of Jesus appearing to bring us eternal life.

Challenge: Which verses above describe Jesus as the "way"? Which describe Jesus as the "life"?

Jesus is described as the "way" in Isaiah 35:8. He is called the "Way of Holiness" and the highway to God, which is only for those who walk in His way. Jesus is described as the "life" in both John 11:25–26 and in 1 John 1:2. In John 11 Jesus calls Himself the "resurrection and the life" and promises eternal life to those who believe. In 1 John Jesus is the "life" that appeared to us to bring us eternal life.

One-minute Draw

Listen carefully as your teacher reads a section of the Bible story. When your teacher pauses, you will have one minute to draw that part of the story. You'll create one drawing for each section of the story.

Direct students to their Creative Page (SW 73) to do their work.

TEACHING OBJECTIVE

Teach the unit's Bible Passage to help students grasp the main idea.

TEACHING ACTIVITIES

1. Explore Scripture

Let students read the passage as you share background and discuss the main idea.

2. Scripture Study

Students look up Scripture in their Bibles and cross-reference to increase understanding of Bible Passage. With a partner, students read and evaluate.



3. One-minute Draw

Students illustrate Mark 5:35–42 in sections (35, 36–37, 38–40, 41–42). Read the first part of the Bible story to students, pause, and instruct students to draw for one minute. Continue on with each section in the same manner. In the end, students share their drawings with a group or a partner.



TEACHING OBJECTIVE

Use the gift of music to explore the Bible Passage that inspired the song lyrics.

TEACHING ACTIVITIES

Hidden Message

Let students hear the song and discover a hidden message in their workbook.

ONE WAY TO GODSVILLE

JOHN 14:6

ONE WAY TO GODSVILLE

One way to Godsville
Nobody but Me

Lookin' for the Father
You've gotta find Me
Wanna get to heaven
You'd better believe

I am the way
I am the truth
I am the life
I've got the proof
If you wanna see the Father
You can start by believin' in Me!

One way to Godsville
Glory to be
Lookin' for the big house
Plenty to see
Knockin' on God's door
I am the key

HIDDEN MESSAGE


How do you get to heaven?

Cross out the letters Q, X, and Z to reveal the message.

Z	J	E	S	X	X	U	Z	S
Z	Z	X	I	S	Z	Z	X	Q
X	T	Q	H	Z	E	Q	X	Q
Q	W	A	Z	Z	Y	X	X	Z

Write the message here: _____

JESUS IS THE WAY





Bible Passage 10

EXPLORATION AND DISCOVERY

▶ PLAY HERE

John 14:6



Jesus answered, "I am the way and the truth and the life. No one comes to the Father except through me."

Team Silence

1. After your team gets the correct order of John 14:6, cover the verse (don't peek) and write it out from memory here.

Same as verse above.

2. Rewrite the verse correctly. If you already wrote it correctly, rewrite it in your own words. *Answers will vary.*

Song/Verse Connection

Many people think they are good and if there is a God, they'll go to heaven based on their goodness. But the Bible teaches all of us have sinned and deserve death, not eternal life (Romans 3:23; 6:23). The only way to God is by His grace and through faith in Jesus, who paid for our sins.

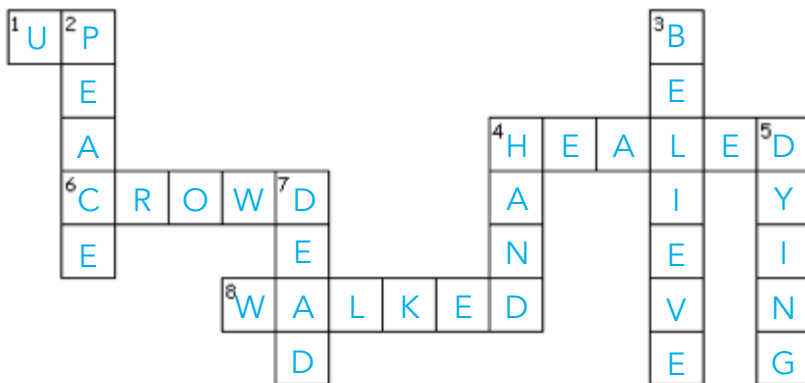
1. Explain how the "One Way to Godville" song reflects the meaning of John 14:6. *Answers will vary.*

2. Why can we only get to the Father through Jesus? What did Jesus do? *Answers will vary.*

CROSSWORD

Jesus Heals a Woman and Raises a Dead Child

Fill in the correct answers, one letter per square, both across and down, from the given clues.



Across

- Jesus said, "Little girl, I say to you, get _____."
- The bleeding woman touched Jesus' cloak and was immediately _____.
- A large _____ followed and pressed around Jesus.
- Immediately the girl stood up and _____.

Down

- After healing the woman, Jesus told her to go in _____.
- Jesus told Jairus, "Don't be afraid; just _____."
- Jesus took the girl by the _____.
- Jairus first came to Jesus because his little daughter was _____.
- Some men told Jairus that his daughter was already _____.

TEACHING OBJECTIVE

Further explore the unit's Bible Passage to help students apply its meaning.

TEACHING ACTIVITIES

1. Explore Scripture

Let students read the passage as you share background and discuss the main idea.

2. Team Silence

Two teams compete to silently arrange themselves in the correct order of John 14:6. Print out two copies of the verse in a large font and divide it into the same number of sections as half your class (e.g., for thirty students, divide verse into fifteen sections). Students will hold their section of the verse for all to see. The first group that puts themselves in the correct order, without talking, and is sitting down is the winner!



(Alternative prep: Divide the verse into sections, then direct students to write out one section per piece of paper neatly in large letters. Mix up the papers to be used by the opposing team.)

3. Song/Verse Connection

Listen to "One Way to Godville" and focus on how the only way to God is by His grace and through faith in Jesus, who paid for our sins. Students discuss their ideas with a partner and respond in their workbooks.

4. Crossword Puzzle

Students complete the Crossword Puzzle on the Creative Page and discuss how the lesson target can be a part of their lives.

TEACHING OBJECTIVE

Use the five key learning points to help students understand and apply the Bible Passage.

TEACHING ACTIVITIES

1. Learning Points

Students use the list of words to fill in the blanks of the five learning points. Discuss.

2. Favorite Point

Students circle their favorite learning point. Ask volunteers to share why it is their favorite point.

3. Weekly Quiz

Students take the quiz that covers the Core Bible Story and Bible Passage. Review.

What We Learned

John 14:6








▶ PLAY HERE


Learning Points

FROM CORE BIBLE STORY AND BIBLE PASSAGE

To see what we've learned so far from John 14:6, fill in the blanks in the five learning points below with one of these words:

life • truth • Father • heaven • way

-  Jesus is the **way** and the truth and the life.
-  Eternal **life** comes through believing in Jesus.
-  Jesus is the only way to eternal life in **heaven**.
-  God's Word gives the **truth**: there is one way.
-  No one comes to the **Father** except through Jesus.



Choose your favorite learning point from the list above, and explain what it means to you.

Answers will vary.

TEACHING OBJECTIVE

Use the three application statements below for the students to reflect on what they've learned.

TEACHING ACTIVITIES

Adventure Wrap-up

Have the students write out their thoughts. You can also come up with an additional application or personal story to share during this activity.

One thing from the lesson that challenged me this week is:

This is what I thank God for (my praise):

This is how I can live out what I learned this week at home:

UNITS 11 & 12

Core Bible Story: Mark 6:35–51


Adventures in the mission of God's Son continue as we explore a miracle of Jesus from the Gospel of Mark!


Unit 11 Bible Passage: 1 Timothy 4:7–8

Unit 12 Bible Passage: Hebrews 11:6

Two powerful Bible Passages emerge to parallel the Core Bible Story as we discover the power and authority of Jesus.

**LET'S CONTINUE TO DISCOVER
THE MISSION OF GOD'S SON!**





Mark 5:22–42

BACKGROUND

Lesson Target


Know God's reward through faith in Jesus: God rewards those who seek Him and He increases their faith.

Lesson Setting

In the Core Bible Story, we continue to see Jesus as the God-man as He shows His power while serving people's needs. In Mark 6:35, Jesus attempted to get away to a quiet place, but the crowds found Him. Rather than seeing the people as a frustration (even though Mark 6:30–34 describes tired and hungry disciples), Jesus sees them as sheep without a shepherd and tends to their needs. He begins with teaching and then feeds the 5,000 by multiplying five loaves

of bread and two fish.

Jesus then sends the disciples away on the boat. Before joining the disciples, Jesus heads up to the hillside above the Sea of Galilee. His day of teaching and feeding ends in time alone between Him and His Father. While on the hill, He sees the disciples straining at the oars against rough waters. Jesus walks on water to join them. In Matthew 14:28–31, we see more details of the story as Peter gets out of the boat and walks to Jesus.




Teacher Helps

Scriptures

- Matthew 14:13-21; John 6:1-21; Luke 9:10-17—the same biblical account (note: Only Jesus' resurrection and this miracle are recorded in all four Gospels)
- John 10:14-15—Jesus' heart for sheep
- 2 Corinthians 9:8, 12:9-10—God will provide

Biblical Concepts

Jesus' omnipotence, Jesus' compassion, God's provision



This Unit's Connection

Unit 11

Core Bible Story & Bible Passage

Meditating upon the Core Bible Story teaches us many things. We learn of Jesus' compassion, and that reminds us to train ourselves to be more compassionate. We read of Jesus' power, and that emboldens us to put our full faith in Him. We see that Jesus' teaching is just as important to us as physical food, and that encourages us to spend more time in Scripture. We grasp that if Jesus considered prayer essential for Himself, even more so must it be for us. We see an example of how when we put God first, God takes care of everything else, and that inspires us to make time with God


a priority, trusting God to handle the rest.

The many lessons we can learn from this story are a good example of what 1 Timothy 4 teaches. It tells us to devote ourselves to Scripture so that we can be an example in speech, life, love, faith, and purity. Verses 7–8 tells us to ignore godless myths and train ourselves to be godly, for godliness brings value for both this life and life in the kingdom of God. By meditating deeply on passages such as the core Bible story, and by training ourselves to do what we learn from these passages, we grow in godliness.



ONLINE HIGHLIGHTS

1. Physical training is great, but godly training is eternal.
2. Training to be godly brings rewards that are eternal.
3. Strengthen yourself with the things of God.
4. Time in God's Word produces a God-filled body.
5. A God bod is more valuable than a buff bod.
6. Living for God now brings rewards for the life to come.
7. Man admires the outside. God cherishes the heart.
8. Becoming godlier takes effort. We must pursue God.
9. A body full of God is a heart full of God's Word.
10. Being godly doesn't just happen. We must train to be godly.
11. God wants us to train to be more like Him.
12. Training to be godly starts with seeking God's Word.
13. The ultimate prize is living our lives for God.
14. Godly livin' comes from letting God's Word guide us.
15. Living for God brings blessing even before we get to heaven.



Core Bible Story

MARK 6:35-44 JESUS FEEDS 5,000 AND WALKS ON WATER
(PART I—STORY CONTINUES IN UNIT 12)

³⁵ By this time it was late in the day, so his disciples came to him. "This is a remote place," they said, "and it's already very late.

³⁶ Send the people away so they can go to the surrounding countryside and villages and buy themselves something to eat."

³⁷ But he answered, "You give them something to eat." They said to him, "That would take eight months of a man's wages! Are we to go and spend that much on bread and give it to them to eat?"

³⁸ "How many loaves do you have?" he asked. "Go and see."

When they found out, they said, "Five—and two fish."³⁹ Then Jesus directed them

to have all the people sit down in groups on the green grass. ⁴⁰ So they sat down in groups of hundreds and fifties.


⁴¹ Taking the five loaves and the two fish and looking up to heaven, he gave thanks and broke the loaves. Then he gave them to his disciples to set before the people. He also divided the two fish among them all. ⁴² They all ate and were satisfied, ⁴³ and the disciples picked up twelve basketfuls of broken pieces of bread and fish. ⁴⁴ The number of the men who had eaten was five thousand.

PHRASE PUZZLE

Fill in the missing letters from the words below. Some of the letters have been filled in for you.

Jesus asks that we
just believe.





Core Bible Story Discussion

MARK 6:35-44 JESUS FEEDS 5,000 AND WALKS ON WATER

Read Mark 6:36-37. What did the disciples want Jesus to do?
Send the people away to the countryside to get their own food.

What did Jesus do instead?
He told them to give the people food to eat.

Read Mark 6:38-39. What did Jesus ask His disciples to count?
How many loaves they had.

What was the count?
Five loaves, two fish.

What did Jesus do next?
Told His disciples to have the people sit down in groups.

Read Mark 6:41-42. What did Jesus do with the five loaves and two fish?
He looked up to heaven, gave thanks, and divided the loaves.

How many people got food?
All five thousand men (plus women and children) ate and were satisfied.


Read Mark 6:43-44. How much food was left over?
The disciples picked up twelve basketfuls of broken pieces of bread and fish.

What miraculous number of men was fed?
Five thousand, in a pure miracle from Jesus.

TEACHING OBJECTIVE

Teach the Core Bible Story to help students grasp the main idea.

TEACHING ACTIVITIES


- 1. Core Bible Story**
After sharing the story background from the Lesson Introduction, let students read the story and discuss the main idea.
- 2. Core Bible Story Discussion**
Have students read the specific verses and answer the questions. Discuss their answers. 
- 3. Phrase Puzzle**
Students complete the Phrase Puzzle activity and discuss how the lesson target can be a part of their lives.

TEACHING OBJECTIVE

Teach the unit's Bible Passage to help students grasp the main idea.

TEACHING ACTIVITIES

- 1. Explore Scripture**
Let students read the passage as you share background and discuss the main idea.
- 2. Art Mix-up**
Students cut paper into four pieces, draw one part of the story on each piece, mix them up, and have a partner put their illustrations in order.
- 3. Pair and Share (Story)**
Students talk with a partner and discuss what they think about the story of Jesus feeding the five thousand. The people were tired and hungry, but Jesus saw them as sheep without a shepherd and showed His power while tending to their needs.



▶ PLAY HERE

Bible Passage 11

EXPLORATION AND DISCOVERY

1 Timothy 4:7-8

Have nothing to do with godless myths and old wives' tales; rather, *train yourself to be godly. For physical training is of some value, but godliness has value for all things*, holding promise for both the present life and the life to come.

Art Mix-up

1. Cut a separate piece of paper into four pieces. Draw one part of the story on each piece, but do not include the verse on the picture. Mix up the pieces of paper and have a partner put your illustrations in order.

2. Using two or three words, title each picture and record in your book below.

Mark 6:35-36 *Answers will vary.*

Mark 6:37-38 *Answers will vary.*

Mark 6:39-41 *Answers will vary.*

Mark 5:30-31 *Answers will vary.*

Mark 6:42-43 *Answers will vary.*


Pair and Share (Story)

1. What did you think about the story? *Answers will vary.*

2. How did Jesus tend to the needs of the people and show His power?

Answers will vary.





TRAIN TO BE GODLY

1 TIMOTHY 4:7-8

TEACHING OBJECTIVE

Use the gift of music to explore the Bible Passage that inspired the song lyrics.

TEACHING ACTIVITIES

Song Scramble


Let students hear the song and try to unscramble five lyrics in their workbook as they sing along.

TRAIN TO BE GODLY

○ Train to be godly
Strengthen yourself
Your body is buff
But your heart needs help
A muscle-bound figure is a sight for sore eyes
But a godly livin' is the heavenly prize!

You need a God-bod, You need a God-bod
You need a God-bod
You need a God-filled body
That's a body full of God!

○ Train to be godly
Strengthen yourself
Your body is buff
But your heart needs help
A muscle-bound figure is a sight for sore eyes
But a godly livin' is the heavenly prize!



SONG SCRAMBLE

Listen to the song and unscramble these five words:

1. raint | 2. glody | 3. arthe | 4. ydob | 5. izerp

1. train 2. godly 3. heart 4. body 5. prize

TEACHING OBJECTIVE

Further explore the unit's Bible Passage to help students apply its meaning.

TEACHING ACTIVITIES

1. Explore Scripture

Let students read the passage as you share background and discuss the main idea.

2. Muddiest Point

Students write about what is confusing in the passage. Afterward, discuss these questions as a class and provide clarification.




3. Wisdom of Another

First, students record their ideas on training to be godly. Next, ask students for specific ways they could train to be godly; use Lesson Connection on page 99 to increase understanding. Finally, students write about the most inspiring ideas.



4. Break the Code

Students complete the Break the Code activity on the Creative Page and discuss how the lesson target can be a part of their lives.



▶ PLAY HERE

Bible Passage 11

EXPLORATION AND DISCOVERY

1 Timothy 4:7–8

Have nothing to do with godless myths and old wives' tales; rather, *train yourself to be godly. For physical training is of some value, but godliness has value for all things*, holding promise for both the present life and the life to come.

Muddiest Point

1. What is the "muddiest point" or most confusing thing about the passage in 1 Timothy 4:7–8?

Answers will vary.

2. After discussing this with your class, explain your new knowledge.

Answers will vary.

Wisdom of Another

1. What are some specific ways that you could train yourself to be godly?

Answers will vary.

2. After the class discussion, write down the idea that most inspired you and explain why.

Answers will vary.

BREAK THE CODE

1 Timothy 4:7–8

Break the code using the code chart below. Find each coded number on the top row to select the correct letter on the bottom row. Write out the correct phrase on the lines below.

Direct students to their Creative Page (SW 89) to do their work.

1	2	3	4	5	6	7	8	9	10	11	12	13	14	15	16	17	18	19	20	21	22	23	24	25	26
A	B	C	D	E	F	G	H	I	J	K	L	M	N	O	P	Q	R	S	T	U	V	W	X	Y	Z

W E
23 5

M U S T
13 21 19 20

T R A I N
20 18 1 9 14

T O
20 15

B E
2 5

G O D L Y
7 15 4 12 25

What We Learned

1 Timothy 4:7-8








▶ PLAY HERE

Learning Points

FROM CORE BIBLE STORY
AND BIBLE PASSAGE

To see what we've learned so far from 1 Timothy 4:7-8, fill in the blanks in the five learning points below with one of the key words:

value • heart • rewards • time • train

-  Man sees the outside, but God cherishes the **heart**.
-  Godliness has **value** for both now and eternity.
-  **Time** spent in God's Word produces a God-filled body.
-  Being godly takes work. We must **train** to be godly.
-  Godly living brings **rewards** for the life to come.

Choose your favorite learning point from the list above, and explain what it means to you.

Answers will vary.


TEACHING OBJECTIVE

Use the five key learning points to help students understand and apply the Bible Passage.

TEACHING ACTIVITIES

1. **Learning Points**
Students use the list of words to fill in the blanks of the five learning points. Discuss.
2. **Favorite Point**
Students circle their favorite learning point. Ask volunteers to share why it is their favorite point.
3. **Weekly Quiz**
Students take the quiz that covers the Core Bible Story and Bible Passage. Review.






You GOT IT ALL™

Weekly Quiz

FROM CORE BIBLE STORY AND BIBLE PASSAGE

1. What was the problem that the disciples were trying to solve?
Feeding so many people.
2. What did Jesus tell the disciples to do?
Feed the people and collect whatever they had left over.
3. How much food did they collect from the crowd? Five loaves, two fish.
4. Before passing out the food, Jesus gave thanks. What do you think He was thankful for?
Answers will vary: the crowd, the boy's food, that He could do a miracle.
5. What word is used that lets you know that everyone got enough to eat?
"Satisfied."
6. How is spiritual training different from physical training? Refer to 1 Timothy 4:7-8.
Spiritual training is valuable for now and for eternity, but physical training is valuable only now.
7. What might the disciples have learned from this miracle?
Answers will vary: Jesus will provide; He takes care of us; He wants what little we have; etc.

TEACHER'S NOTES



This Unit's Connection

UNIT 12

Core Bible Story & Bible Passage

In the Core Bible Story, when Jesus instructs the disciples to have the people sit and to bring Him the loaves and fish, they have faith to obey. When He sends them off in the boat, they again obey. Their obedience is rewarded by seeing great displays of God's power: the miraculous multiplying of food and Jesus walking on water. The disciples believe God sent Jesus and that God will reward them for seeking Him through Jesus.

Hebrews 11:6 says that it's impossible to please God without faith. At the minimum, we must believe that God exists and that He'll reward us if we earnestly seek Him. We


seek God in Scripture when we meditate on Scripture to find out what God is like and how to please Him. We seek God in prayer when we spend time alone with God, like Jesus did. We seek God in faith when we obey Him, despite what we may feel like doing. The only way we can truly and consistently seek God in these three ways is if we believe He'll reward us for doing so.

In fact, if we're not seeking God consistently in these ways, it may be a sign of weak faith—of not really believing God will reward us. But we can strengthen our faith by seeking God and asking Him to grow our faith. When we do, He'll reward us!



ONLINE HIGHLIGHTS

1. Count on God more than you count on yourself.
2. Trusting God with our lives pleases Him.
3. God is bigger than you, so put your trust in Him.
4. God knows better than man does.
5. To have faith, come to God believing He is true!
6. God looks out for us when we put our faith in Him.
7. Put your faith in God and you'll end up a winner.
8. God rewards those who earnestly seek Him.
9. Don't try to outsmart God. Instead, put your trust in Him.
10. Faith means coming to God and believing that He exists.
11. The Bible teaches that without faith it is impossible to please God.
12. To live for God, we must be excited about seeking Him.
13. According to the song lyrics, "You're gonna find out that faith will do."
14. Believing that God exists and rewards us comes by faith.
15. To please God, anyone who comes to Him must simply believe.



Core Bible Story

MARK 6:45–51 JESUS FEEDS 5,000 AND WALKS ON WATER
(PART II—STORY CONTINUES FROM UNIT 11)

⁴⁵ Immediately Jesus made his disciples get into the boat and go on ahead of him to Bethsaida, while he dismissed the crowd.

⁴⁶ After leaving them, he went up on a mountainside to pray.

⁴⁷ When evening came, the boat was in the middle of the lake, and he was alone on land. ⁴⁸ He saw the disciples straining at the oars, because the wind was against them. About the fourth watch of the night

he went out to them, walking on the lake. He was about to pass by them, ⁴⁹ but when they saw him walking on the lake, they thought he was a ghost. They cried out, ⁵⁰ because they all saw him and were terrified.

Immediately he spoke to them and said, "Take courage! It is I. Don't be afraid."

⁵¹ Then he climbed into the boat with them, and the wind died down. They were completely amazed.

TEACHING OBJECTIVE

Review or continue the Core Bible Story to help students know and believe its meaning.

TEACHING ACTIVITIES

1. Core Bible Story

Let students read the story as you share background and discuss the main idea.

2. Core Bible Story Application

Have students read the three application steps in their workbooks. Discuss and let students share their answers.



Core Bible Story Application

MARK 6:35–51 APPLICATION ACTIVITY

Application Step 1: What needs do you see around you?
Answers will vary.

Application Step 2: Ask God to use you to meet those needs.
Answers will vary.

Application Step 3: Pray that God would use the little that you have to help someone else. Look for the opportunities that open up.
Answers will vary.



▶ PLAY HERE

Bible Passage 12

EXPLORATION AND DISCOVERY

Hebrews 11:6

And without faith it is impossible to please God, because anyone who comes to him must believe that he exists and that he rewards those who earnestly seek him.



Scripture Study

HEBREWS 11:6 APPLICATION ACTIVITY

JOHN 20:29

Then Jesus told him, "Because you have seen me, you have believed; blessed are those who have not seen and yet have believed."

HEBREWS 10:39

But we are not of those who shrink back and are destroyed, but of those who believe and are saved.

1 PETER 1:8–9

Though you have not seen him, you love him; and even though you do not see him now, you believe in him and are filled with an inexpressible and glorious joy, for you are receiving the goal of your faith, the salvation of your souls.

With a partner, read these passages: John 20:29; Hebrews 10:39; 1 Peter 1:8–9.

What main idea do these verses share?

These verses share the main idea that what pleases God is our coming to Him believing that He exists and that He rewards us when we boldly seek Him. Our faith brings God joy.

How do these verses help us understand Hebrews 11:6?

These verses help to describe faith in this way: we are blessed in our belief, we believe and are saved, and we believe in Him without seeing Him and are filled with glorious joy over our salvation.

Challenge: What is the ultimate goal of having faith in God and His Son?

Hebrews 11:6 describes the reward of putting our faith in God and seeking Him. Even more, 1 Peter 1:8–9 describes the ultimate goal of having faith in God—which is the salvation of our souls that results in eternal life! When we love God without seeing Him, we possess a faith that brings us an inexpressible and glorious joy because we know that we have believed and received eternal life through His Son!

One-minute Draw

Listen carefully as your teacher reads a section of the Bible story. When your teacher pauses, you will have one minute to draw that part of the story. You'll create one drawing for each section of the story.

Direct students to their Creative Page (SW 89) to do their work.

TEACHING OBJECTIVE

Teach the unit's Bible Passage to help students grasp the main idea.

TEACHING ACTIVITIES

1. Explore Scripture

Let students read the passage as you share background and discuss the main idea.

2. Scripture Study

Students look up Scripture in their Bibles and cross-reference to increase understanding of Bible Passage. With a partner, students read and evaluate.



3. One-minute Draw

Students illustrate Mark 6:45–51 in sections (45–46, 47–48a, 48b–49, 50–51). Read the first part of the Bible story to students, pause, and instruct students to draw for one minute. Continue on with each section in the same manner. In the end, students share their drawings with a group or a partner.



TEACHING OBJECTIVE

Use the gift of music to explore the Bible Passage that inspired the song lyrics.

TEACHING ACTIVITIES

Hidden Message
Let students hear the song and discover a hidden message in their workbook.

FAITH WILL DO

HEBREWS 11:6

FAITH WILL DO

If you think you're knowin' better
than you do

Then you're counting on yourself and only you
Better come to God believing that He's really true
And you're gonna find out
That faith will do!

So you think you're pleasing God wrapped up in you
Need to take the time to look for God in you
Better come to God believing that He's really true
And you're gonna find out
That faith will do!

Woah-oah, He's bigger than you
You've gotta start believin'
That He's looking out for you
Woah-oah, the winner is you
When you begin believin'
In the good that faith will do!

HIDDEN MESSAGE


What must I do to receive God's rewards?

Cross out the letters Q, X, and Z to reveal the message.

Z S E Q E Z K X Z
Z G O Q X D Z Z X
Z A Q N X X D Q Q
Q Q H Z I Z S X X
X X W O X R D Z Q

Write the message here: _____

SEEK GOD AND HIS WORD





▶ PLAY HERE

Bible Passage 12

EXPLORATION AND DISCOVERY

Hebrews 11:6

And without faith it is impossible to please God, because anyone who comes to him must believe that he exists and that he rewards those who earnestly seek him.



Group Question

Read Hebrews 11:6 and choose one question with your group that you will ask your teacher to help you understand the Bible Passage.

1. What question did your group ask your teacher?

Answers will vary.


2. What did you learn?

Answers will vary.



Advertise It

Create a magazine advertisement based on Hebrews 11:6 that shows why it is important to know the truth and the stories of Jesus. Use illustrations and words to show that when we seek Him and know His word, our faith grows. He even promises to reward us.



TEACHING OBJECTIVE

Further explore the unit's Bible Passage to help students apply its meaning.

TEACHING ACTIVITIES

1. Explore Scripture

Let students read the passage as you share background and discuss the main idea.

2. Group Question

In groups of four, students take five minutes to decide on the one question they think is crucial for you to answer right now that is related to Hebrews 11:6.



3. Advertise It

Students create a magazine advertisement based on Hebrews 11:6 that shows why it is important to know the truth and the stories of Jesus. Students should be sure to emphasize how when we boldly seek Him, our faith grows and we will be rewarded.

TEACHING OBJECTIVE

Use the five key learning points to help students understand and apply the Bible Passage.

TEACHING ACTIVITIES

1. Learning Points

Students use the list of words to fill in the blanks of the five learning points. Discuss.

2. Favorite Point

Students circle their favorite learning point. Ask volunteers to share why it is their favorite point.

3. Weekly Quiz

Students take the quiz that covers the Core Bible Story and Bible Passage. Review.

What We Learned

Hebrews 11:6








▶ PLAY HERE

Learning Points

FROM CORE BIBLE STORY AND BIBLE PASSAGE

To see what we've learned so far from Hebrews 11:6, fill in the blanks in the five learning points below with one of these words:


bigger • faith • impossible • exists • rewards

-  Faith begins with believing that God **exists**.
-  Without faith it is **impossible** to please God.
-  God **rewards** those who earnestly seek Him.
-  God is **bigger** than we are and deserves our trust.
-  God calls us righteous when we have **faith** in Him.



Choose your favorite learning point from the list above, and explain what it means to you.

Answers will vary.



You GOT IT ALL™

Weekly Quiz

FROM CORE BIBLE STORY AND BIBLE PASSAGE

1. What was the first thing Jesus did once he was alone? **Pray.**
2. Where were the disciples? **On the boat leaving the crowd.**
3. Was the job of rowing difficult or easy? What words give you clues to this?
Difficult. "Straining at the oars"; "wind was against them."
4. How did Jesus plan to get to the boat?
By walking on the water.
5. According to Mark 6:48, was Jesus going to the boat or passing by the boat?
Passing by.
6. How did the disciples feel after Jesus climbed into the boat?
Afraid and amazed.
7. What are the two things Hebrews 11:6 says are required of everyone who comes to Jesus?
Belief that He exists and that He rewards those who seek Him.

TEACHER'S NOTES

TEACHING OBJECTIVE

Use the three application statements below for the students to reflect on what they've learned.

TEACHING ACTIVITIES

Adventure Wrap-up

Have the students write out their thoughts. You can also come up with an additional application or personal story to share during this activity.

A song lyric that challenged me and why:

God did this in my life this week:

This is what I want to say to God (my prayer):



Review of Units 7 and 8 Core Bible Story



(TE, pp. 64, 72; SW, pp. 50, 58)

Read Mark 4:35–41— Jesus Calms the Storm

Begin by reading the Core Bible Story. Next, ask a student or entire class to briefly summarize the five main parts of when Jesus calms the storm, from memory. Teacher writes responses on the board to facilitate discussion.

- 1) Jesus wanted to go to the other side (of the Sea of Galilee), so His faithful followers obeyed and they got in the boat.
- 2) A huge storm swamped the boat while Jesus was sleeping in the stern. The disciples wake Jesus and ask, “Don’t you care if we drown?”
- 3) Jesus rebukes the wind and tells the waves to be still—and they calm!
- 4) Jesus reminds His disciples that He didn’t forget them and asks, “Why are you so afraid? Do you still have no faith?”
- 5) The disciples are terrified at Jesus’ power. They realize He must be God because even the winds and waves obey Him!



Review of Unit 7 Bible Passage



(TE, p. 66; SW, p. 52)

Psalm 139:9–10

Ask a student to read the Bible Passage from page 52 and then close their workbook.

Discuss: What is the main idea of the passage?


There is no place we can go where God is not with us.

Choose one student to recite the passage from memory (may get help from classmates).

-or-

Students partner up and quiz each other on the passage. After a few minutes, choose one student to recite the passage to the class from memory.

If I rise on the wings of the dawn, if I settle on the far side of the sea, even there your hand will guide me, your right hand will hold me fast.



Review of Unit 7 Scripture Song



(TE, p. 67; SW, p. 53)

“Never Alone” (Psalm 139:9–10)

(Play song in class by navigating online to the Media Player in the Teachers Menu)

Students turn to the Song Lyrics on page 53 of their Student Workbooks. While listening to the song, students write down their insights and make personal connections on the lyrics page (circle key words, underline action steps, write out what God is teaching them to do, rewrite main ideas in their own words, etc).

Discuss: How can knowing that you are “Never Alone” bring you comfort in difficult times?

It is comforting to know that I don’t have to battle challenges alone and in my own power. He is with me always and He will carry me through difficult times when I trust Him. There is no place we can go where God is not with us. There is nothing we will go through, that God isn’t right there beside me. He will give me the strength and grace to get through hard times when I call on Him.



Review of Unit 7 Motto



▶ PLAY HERE

(Play video in class by navigating online to Rewind: LEARNING REVIEW in the Weekly Menu)

Play the Motto Buster Video in class to see who can guess it first. Pause the video when students raise their hand to indicate they have solved the motto. Students state the motto out loud and explain the meaning in their own words.

Even there Your hand will guide me

Application: The motto comes from Psalm 139:9–10: *If I rise on the wings of the dawn, if I settle on the far side of the sea, even there your hand will guide me, your right hand will hold me fast.* What does the motto “Even there your hand will guide me” mean for us today?

Jesus wants us to call on Him when we are fearful so that He can show His power to us and others. We do not need to be afraid because He promises to guide us when we seek Him. No matter how far away we are, God is with us.



Review of Unit 8 Bible Passage



(TE, p. 73; SW, p. 59)

Acts 1:8

Ask a student to read the Bible Passage from page 59 and then close their workbook.

Discuss: What is the main idea of the passage?


The Holy Spirit gives us power to tell others about the love of Jesus.

Choose one student to recite the passage from memory (may get help from classmates).

-or-

Students partner up and quiz each other on the passage. After a few minutes, choose one student to recite the passage to the class from memory.

“But you will receive power when the Holy Spirit comes on you; and you will be my witnesses in Jerusalem, and in all Judea and Samaria, and to the ends of the earth.”



Review of Unit 8 Scripture Song



(TE, p. 74; SW, p. 60)

“Lovin’ God is Livin’ Great” (Acts 1:8)

(Play song in class by navigating online to the Media Player in the Teachers Menu)

Students turn to the Song Lyrics on page 60 of their Student Workbooks. While listening to the song, students write down their insights and make personal connections on the lyrics page (circle key words, underline action steps, write out what God is teaching them to do, rewrite main ideas in their own words, etc).

Discuss: What two things are we called to do?

We are created to love God and tell others about Him.

When we turn from sin and place our trust in Jesus, God does not take us immediately to the kingdom of heaven. He has work for us to do here. He wants us to grow spiritually and by His power become like Jesus. When we love God and love people, we are livin’ great!



Review of Unit 8 Motto



▶ PLAY HERE

(Play video in class by navigating online to Rewind: LEARNING REVIEW in the Weekly Menu)

Play the Motto Buster Video in class to see who can guess it first. Pause the video when students raise their hand to indicate they have solved the motto. Students state the motto out loud and explain the meaning in their own words.

And you will be My witnesses

Application: What does it mean to “be my witnesses?”

Tell others the truth about Jesus and live a life that shows He is our Lord. The Holy Spirit gives us power to tell others about the love of Jesus.



Review of Units 9 and 10 Core Bible Story



(TE, pp. 82, 90; SW, pp. 66, 74)

Review Mark 5:22–42— Jesus Heals a Woman and Raises a Dead Child (Parts I and II)

In lieu of reading the Bible Story, ask students to complete the following statements (answers in parentheses) to quickly summarize the story together.

- 1) A man named Jairus came to Jesus because his little daughter was (**dying**) and he wanted Jesus to (**heal**) her. So Jesus went with him.
- 2) A large crowd followed Jesus and pressed around him. A sick woman came up to Jesus and thought that if she just (**touched**) his clothes then she would be healed.
- 3) Immediately after touching his clothes, she was (**healed**). Jesus felt power go out of him and asked, “Who touched my clothes?”
- 4) The woman fell at Jesus feet and told him the whole truth. Jesus said to her, “Daughter, your (**faith**) has healed you. Go in peace and be freed from your suffering.”
- 5) The men told Jairus, “Your daughter is (**dead**).”
- 6) Jesus told Jairus, “Don’t be afraid; just (**believe**).”
- 7) People in front of the house were (**crying**) and wailing loudly.
- 8) Jesus tells them that the child is not (**dead**) but asleep. The people respond by (**laughing**) at Jesus.
- 9) Jesus commands the little girl to get up. Immediately the girl stood up and (**walked**) around.
- 10) The people were completely (**astounded**).

Next, tell the students that you will share background information about the story and that they will need to listen and identify at least two new things they didn’t previously know. The teacher will read the Lesson Setting and This Week’s Connection on pp. 82 and 83 to the students. Ask students to share their new insights from the story.

Responses will vary.



Review of Unit 9 Bible Passage



(TE, p. 84; SW, p. 68)

Jonah 3:1-3a

Ask a student to read the Bible Passage from page 68 and then close their workbook.

Discuss: What is the main idea of the passage?


God used Jonah to bring His message to the great city of Nineveh.

Choose one student to recite the passage from memory (may get help from classmates).

-or-

Students partner up and quiz each other on the passage. After a few minutes, choose one student to recite the passage to the class from memory.

**Then the word of the Lord came to Jonah a second time: “Go to the great city of Nineveh and proclaim to it the message I give you.”
Jonah obeyed the word of the Lord and went to Nineveh.**



Review of Unit 9 Scripture Song



(TE, p. 85; SW, p. 69)

“You Can’t Run” (Jonah 3:1-3a)

Choose 8 students to read in chronological order the steps of the timeline on page 70 of the Student Workbook before listening to the song.

(Play song in class by navigating online to the Media Player in the Teachers Menu)

Students turn to the Song Lyrics on page 69 of their Student Workbooks. While listening to the song, students write down their insights and make personal connections on the lyrics page (circle key words, underline action steps, write out what God is teaching them to do, rewrite main ideas in their own words, etc.).

Discuss: What can we learn from the story of Jonah and the song “You Can’t Run”

You can’t run from God. When God is calling you to do something, you should do it. Not obeying God will lead you to some dark places. Sometimes you may need to throw away your sin and pride and simply obey God. When you obey and follow what the Lord is leading you to do, then you will be blessed.



Review of Unit 9 Motto



▶ PLAY HERE

(Play video in class by navigating online to Rewind: LEARNING REVIEW in the Weekly Menu)

Play the Motto Buster Video in class to see who can guess it first. Pause the video when students raise their hand to indicate they have solved the motto. Students state the motto out loud and explain the meaning in their own words.

Jonah obeyed the Word of the Lord

Application: Compare what happened when Jonah tried to run from God vs. when Jonah finally obeys the Word of the Lord.

Disobedience leads to destruction. Obedience leads to blessing.

God sends Jonah to Nineveh to tell the people to repent and turn from their wicked ways. Jonah doesn't want to deliver the message, so he decides not to obey God. God sends a storm and Jonah gets swallowed by a giant fish. Jonah realizes he was wrong and asks God to save him from the fish.

God gives Jonah a second chance to obey. When Jonah finally obeys God, good things happened. Jonah warns the people of Nineveh that if they don't repent, then God will destroy them. The people believe the message and ask God to forgive them.



Review of Unit 10 Bible Passage



(TE, p. 91; SW, p. 75)

John 14:6

Ask a student to read the Bible Passage from page 75 and then close their workbook.

Discuss: What is the main idea of the passage?


Jesus is the only way to eternal life in heaven with God.

Choose one student to recite the passage from memory (may get help from classmates).

-or-

Students partner up and quiz each other on the passage. After a few minutes, choose one student to recite the passage to the class from memory.

Jesus answered, "I am the way and the truth and the life. No one comes to the Father except through me."



Review of Unit 10 Scripture Song



(TE, p. 92; SW, p. 76)

"One Way to Godsville" (John 14:6)

(Play song in class by navigating online to the Media Player in the Teachers Menu)

Students turn to the Song Lyrics on page 76 of their Student Workbooks. While listening to the song, students write down their insights and make personal connections on the lyrics page (circle key words, underline action steps, write out what God is teaching them to do, rewrite main ideas in their own words, etc.).

Discuss: Are there many ways to know God and live forever with Him? Explain.

There is only one way to the Father, and that is through Jesus. The gift of eternal life from God appeared to us in His Son Jesus, who provided the way for us to live forever with Him.

Jesus is the only way to eternal life in heaven with God.



Review of Unit 10 Motto



▶ PLAY HERE

(Play video in class by navigating online to Rewind: LEARNING REVIEW in the Weekly Menu)

Play the Motto Buster Video in class to see who can guess it first. Pause the video when students raise their hand to indicate they have solved the motto. Students state the motto out loud and explain the meaning in their own words.

I am the way and the truth and the life

Application: Jesus is described as three things: the way, the truth, and the life. What does each of these things mean?

The Way – The Way of Holiness and the highway to God, which is only for those who walk in His way.

The Truth – Jesus is truth personified. He gives the world its meaning. His truth is absolute and unchanging, and is the truth that everyone should seek and believe.

The Life – Jesus promises eternal life to those who believe. Jesus is the "life" that appeared to us to bring us eternal life.



Review of Units 11 and 12 Core Bible Story



(TE, pp. 100, 108; SW, pp. 82, 90)

Read Mark 6:35–44— Jesus Feeds 5,000 and Walks on Water

Begin by reading the Core Bible Story. Next, ask one student or entire class to briefly summarize the Jesus Feeds 5,000 in four main parts and Jesus Walks on Water in four main parts. Teacher writes responses on the board to facilitate discussion.

Jesus Feeds 5,000

- 1) Disciples want to send the people away to get their own food, but Jesus wants the disciples to give them something to eat.
- 2) Jesus tells the disciples to gather what they have (5 loaves and 2 fish) and have the people sit in groups.
- 3) Jesus looked to heaven, gave thanks, and divided the loaves. He gave them to the disciples to serve to the people.
- 4) 5,000 ate and were satisfied. There were twelve basketfuls of broken pieces of bread and fish left over.

Jesus Walks on Water

- 1) Disciples get into boat while Jesus leaves to pray
- 2) The wind is strong and disciples strain at the oars.
- 3) Jesus walks on water...disciples are terrified
- 4) Jesus tells them not to be afraid...disciples are amazed

What do these two miracles tell us about Jesus?

Jesus is powerful and can do miracles; we should put our full faith in Him. Jesus is compassionate and cares about our needs. Jesus spent time alone with His father. This reminds us how when we put God first, God takes care of everything else and that inspires us to make time with God a priority, trusting God to handle the rest.



Review of Unit 11 Bible Passage



(TE, p. 102; SW, p. 84)

1 Timothy 4:7–8

Ask a student to read the Bible Passage from page 84 and then close their workbook. Discuss: What is the main idea of the passage?


Don't pay attention to godless ideas. Instead, train to be godly to be blessed in this life and the life to come.

Choose one student to recite the passage from memory (may get help from classmates).

-or-

Students partner up and quiz each other on the passage. After a few minutes, choose one student to recite the passage to the class from memory.

Have nothing to do with godless myths and old wives' tales; rather, train yourself to be godly. For physical training is of some value, but godliness has value for all things, holding promise for both the present life and the life to come.



Review of Unit 11 Scripture Song



(TE, p. 103; SW, p. 85)

"Train to be Godly" (1 Timothy 4:7–8)

(Play song in class by navigating online to the Media Player in the Teachers Menu)

Students turn to the Song Lyrics on page 85 of their Student Workbooks. While listening to the song, students write down their insights and make personal connections on the lyrics page (circle key words, underline action steps, write out what God is teaching them to do, rewrite main ideas in their own words, etc.).

Discuss: How can we train ourselves to be godly?

When we train to be godly by filling our hearts and minds with His Word we will be blessed in this life and the life to come. We should not pay attention to godless ideas. When we read of Jesus' power, it encourages us to put our full faith in Him. Jesus' teaching is just as important to us as physical food, and that encourages us to spend more time in Scripture. Jesus reminds us to train ourselves to be godly and more compassionate.



▶ PLAY HERE

Review of Unit 11 Motto



(Play video in class by navigating online to Rewind: LEARNING REVIEW in the Weekly Menu)

Play the Motto Buster Video in class to see who can guess it first. Pause the video when students raise their hand to indicate they have solved the motto. Students state the motto out loud and explain the meaning in their own words.

Godliness has value for all things

Application: What is the value in becoming godly?

Becoming godly and living for God blesses us in this life and brings rewards in the life to come. When our heart is full of God's Word, we become more like Him. When we live our lives for God, we are at peace because He directs our steps. It is also an exciting life because we have many opportunities to serve Him by serving others



Review of Unit 12 Bible Passage



(TE, p. 109; SW, p. 91)

Hebrews 11:6

Ask a student to read the Bible Passage from page 91 and then close their workbook. Discuss: What is the main idea of the passage?


It is impossible to please God without faith, because seeking Him requires believing in Him.

Choose one student to recite the passage from memory (may get help from classmates).

-or-

Students partner up and quiz each other on the passage. After a few minutes, choose one student to recite the passage to the class from memory.

And without faith it is impossible to please God, because anyone who comes to him must believe that he exists and that he rewards those who earnestly seek him.



Review of Unit 12 Scripture Song



(TE, p. 110; SW, p. 92)

"Faith Will Do" (Hebrews 11:6)

(Play song in class by navigating online to the Media Player in the Teachers Menu)

Students turn to the Song Lyrics on page 92 of their Student Workbooks. While listening to the song, students write down their insights and make personal connections on the lyrics page (circle key words, underline action steps, write out what God is teaching them to do, rewrite main ideas in their own words, etc.).

Discuss: What happens when we come to God and believe that He's really true?

We find out that faith will do! God knows better than man does. God looks out for us when we put our faith in Him. It pleases God when we come to Him and believe that He exists. God rewards us when we boldly seek Him. Our faith brings God joy.



▶ PLAY HERE

Review of Unit 12 Motto



(Play video in class by navigating online to Rewind: LEARNING REVIEW in the Weekly Menu)

Play the Motto Buster Video in class to see who can guess it first. Pause the video when students raise their hand to indicate they have solved the motto. Students state the motto out loud and explain the meaning in their own words.

Anyone who comes to Him must believe

Application: Faith means coming to God and believing that He exists. What are three ways we can seek God?

- 1) Scripture – study His Word and find out what God is like and how to please Him.
- 2) Prayer – spend time alone with God.
- 3) Faith – obey Him, even when we don't feel like it.

The only way we can truly and consistently seek God in these three ways is if we believe He will reward us for doing so.

BIBLE REPLAY CURRICULUM™

4th Edition
© 2020-21 Bible REPLAY, Inc.
BibleREPLAYCurriculum.com

