

**TEACHER'S**



**EDITION**

**MIGHTY MOUNTAIN I**


**ADVENTURES IN  
THE PROOF OF  
GOD'S AUTHORITY**

**GRADE**

**2**

**MIGHTY MOUNTAIN II**

**ADVENTURES IN  
THE TRIUMPH OF  
GOD'S SON**



# MIGHTY MOUNTAIN

TEACHER'S EDITION

## CONTRIBUTING STUDENT ARTISTS:

### UNIT 1

**Dalton Lang**  
Grade 6, p.2

**Kirsten Nyakoe**  
Grade 7, p.6

**Liliana Malchow**  
Grade 6, pp.10, 14

### UNIT 2

**Lucas Schroeder**  
Grade 6, pp.18, 22

**Luke Nevarez**  
Grade 6, pp.26, 30

### UNIT 3

**Kirsten Nyakoe**  
Grade 7, p.34

**Bradley Rooker**  
Grade 6, p.38

**Ava Cooper**  
Grade 7, pp.42, 46

### UNIT 4

**Chase Siris**  
Grade 6, pp.50, 54

**Gabby Stankus**  
Grade 6, pp.58, 62

### UNIT 5

**Brandon Paulo**  
Grade 7, pp.66, 70

**Nolan Taylor**  
Grade 8, pp.74, 78

### UNIT 6

**Aubrey Cudd**  
Grade 7, pp.82, 86

**Kyleigh Mansfield**  
Grade 7, p.90

**Leah Lenhardt**  
Grade 8, p.94

### UNIT 7

**Marley Rommel**  
Grade 7, pp.98, 102

**Madison Marshall**  
Grade 7, pp.106, 110

### UNIT 8

**Grant Schafer**  
Grade 7, pp.114, 118

**Denny Hoyle**  
Grade 7, pp.122, 126

MIGHTY MOUNTAIN Student Workbook and Teacher's Edition.  
Copyright © 2022 Bible REPLAY Curriculum.  
Printed in the United States of America.

No portion of the Bible REPLAY Curriculum™ Teacher's Edition, Student Workbook or Scope & Sequence may be reproduced in any form without the written permission of the publishers. All rights Reserved.

All Scripture quotations, unless otherwise indicated, are taken from the Holy Bible, New International Version, Copyright © 1973, 1978, 1984 by International Bible Society. All rights reserved.

Contributing writers and editors: Dean-o, Jean E. Jones, Lisa Cain.  
Cover, design, and production: Dean-o, Hugo Ricardo, Donna Hummer of Conceptualine.  
Original grade theme artwork: Rick Bastrup & Richard Ferrin, R&R Creative Amusement Designs, Inc.

ACTIVITIES and APPLICATION pages: All image(s) used under license from Shutterstock.com.

BIBLE STORY pages: All images generously produced and contributed by the art students at St. Paul's Lutheran School in Orange, CA, under the direction of Ashley Klitzing, K-8 Art Teacher.


UNIT BIBLE PASSAGE Songs: All original words and music by Dean-o.  
Producer for all original music in accompanying Online Adventure: John Andrew Schreiner, JAS Productions.  
All rights reserved. Unauthorized reproduction is a violation of applicable laws.

BibleREPLAYCurriculum.com

## CONTENTS



<b>UNIT 1 (Moses' Election)</b> .....	2
Respecting God (the burning bush), Hearing God (signs and power), Following God (visiting Pharaoh), Believing God (the plague of blood)	
<b>UNIT 2 (Moses' Delivery)</b> .....	18
Obeying God (the plague of flies), Fearing God (the Passover), Trusting God (the Red Sea), Loving God (the Ten Commandments)	
<b>UNIT 3 (The Courageous)</b> .....	34
The Pioneer (Joshua), The Prophet (Elisha), The Priority (Josiah), The Promise (Isaiah, Thanksgiving)	
<b>UNIT 4 (Elijah)</b> .....	50
The Right Choice (God's care), The Fallen Child (the widow's son), The Proclamation (Mount Carmel), The Prince (Isaiah, Christmas)	
<b>UNIT 5 (The Bible, God's Holy Word)</b> .....	66
Seeking God (the Bible's origin), Finding God (the Bible's purpose), Knowing God (the Bible's value), Honoring God (the Bible's handiwork)	
<b>UNIT 6 (Jesus Saves)</b> .....	82
His Call (the disciples), His Caution (the wedding feast parable), His Command (Nicodemus), His Cure (the official's son)	
<b>UNIT 7 (Jesus Conquers)</b> .....	98
His Ride (into Jerusalem), His Reminder (The Last Supper), His Redemption (the crucifixion), His Rise (being raised from the dead, Easter)	
<b>UNIT 8 (Spiritual Fruit)</b> .....	114
Fruit of the Spirit, Fruit from God, Fruit for Others, Fruit to Live By	





### UNIT TEACHER PREP

#### BIBLE PASSAGE

##### Exodus 14:13-14

Moses answered the people, "Do not be afraid. Stand firm and you will see the deliverance the LORD will bring you today. The Egyptians you see today you will never see again. The LORD will fight for you; you need only to be still."

#### BIBLE SUMMARY


In the "Adventures in the Proof of God's Authority," God shows Moses and the Israelites they can trust and obey Him. He offers them many signs of His power and good intentions so that they will follow Moses into the promised land and be God's people.



**LESSON 1**  
**RESPECTING GOD (EXODUS 3:1-12)**

**LESSON TARGET:** Know that God called Moses from a burning bush to lead His people out of slavery.


**LESSON SETTING:** As the narrative opens, Egypt has enslaved the Israelites. Pharaoh (the title of the Egyptian ruler) has ordered the midwives to kill all male Israelite babies. This was to keep them from multiplying so much that they could rebel against their masters. God calls Moses to lead the people out of Egypt. We see that when God calls, God provides.



**LESSON 2**  
**HEARING GOD (EXODUS 4:1-17)**

**LESSON TARGET:** Understand that God gave Moses the ability to show signs so the Israelites would know God sent him.


**LESSON SETTING:** God told Moses to do something dangerous: lead His people out of Egypt. The people's lives would be at stake, so they needed proof that God was indeed sending Moses to deliver them. Therefore, God gave Moses signs to show them.



**LESSON 3**  
**FOLLOWING GOD (EXODUS 5:1-21)**

**LESSON TARGET:** Understand that Pharaoh refused Moses' request.

**LESSON SETTING:** Moses and the Israelites likely thought that the trek out of Egypt would be easy. But they were wrong. When Moses asked Pharaoh to let the people come with him to the desert to worship God, Pharaoh refused and increased the people's workload. They not only had to make the same quota of bricks, but they also had to gather the straw they needed to make the bricks. As a result, the Israelites doubted God sent Moses. Moses himself was confused. But difficulties do not mean God is not with us.



**LESSON 4**  
**BELIEVING GOD (EXODUS 7:14-24)**

**LESSON TARGET:** Understand that God sent a plague of blood as a sign He was the true God.


**LESSON SETTING:** Ten plagues in all demonstrated to the Egyptians and the Israelites that God was the true God. Most of the plagues showed that God was more powerful than the gods the Egyptians worshiped. For example, the Egyptians believed the Nile was the sacred bloodstream of the god Osiris, yet Moses' God turned it into blood. This taught the Israelites that they should not worship any god but the one true God.

### UNIT CRAFT IDEAS

**LESSON 1 CRAFT**

**INSTRUCTIONS:** Number the squares. Re-read the Lesson 1 Bible Story. Illustrate and write the story of Moses. Don't forget to use speech bubbles for your unit comic book!


**SUPPLIES NEEDED:** Colored pencils and crayons. Note: This project-based "Moses" comic book craft will conclude with the final cover being made in lesson 4 of Unit 2.  
*(Use the supplied Craft PDF to print the student sheets.)*



**LESSON 2 CRAFT**

**INSTRUCTIONS:** Number the squares. Re-read the Lesson 2 Bible Story. Illustrate and write the story of Moses. Don't forget the speech bubbles for your unit comic book!

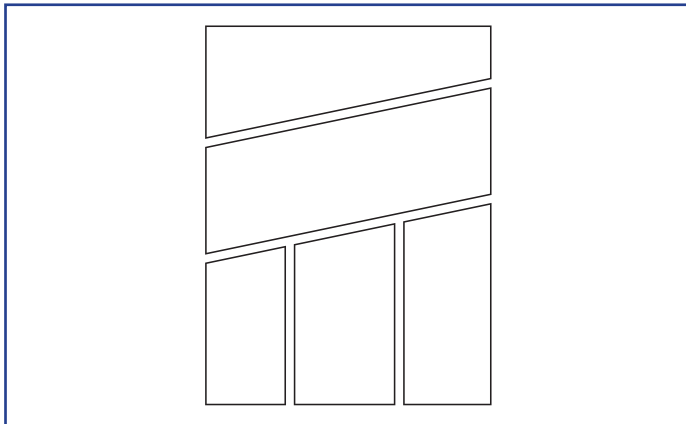
**SUPPLIES NEEDED:** Colored pencils and crayons. Note: This project-based "Moses" comic book craft will conclude with the final cover being made in lesson 4 of Unit 2.  
*(Use the supplied Craft PDF to print the student sheets.)*



**LESSON 3 CRAFT**

**INSTRUCTIONS:** Number the squares. Re-read the Lesson 3 Bible Story. Illustrate and write the story of Moses. Don't forget the speech bubbles for your comic book!

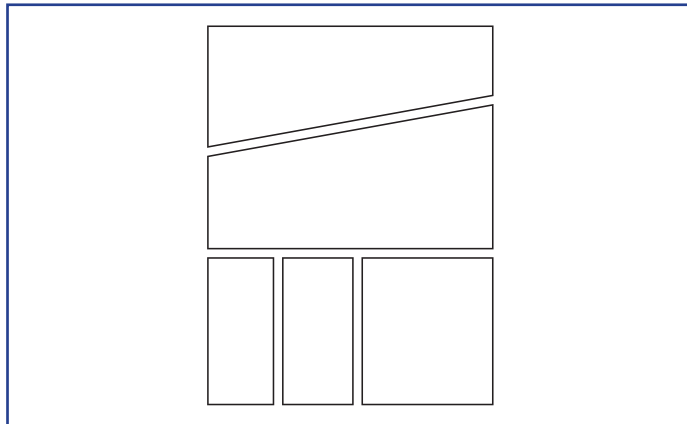
**SUPPLIES NEEDED:** Colored pencils and crayons. Note: This project-based "Moses" comic book craft will conclude with the final cover being made in lesson 4 of Unit 2.  
*(Use the supplied Craft PDF to print the student sheets.)*



**LESSON 4 CRAFT**


**INSTRUCTIONS:** Number the squares. Re-read the Lesson 4 Bible Story. Illustrate and write the story of Moses. Don't forget the speech bubbles for your comic book!

**SUPPLIES NEEDED:** Colored pencils and crayons. Note: This project-based "Moses" comic book craft will conclude with the final cover being made in lesson 4 of Unit 2.  
*(Use the supplied Craft PDF to print the student sheets.)*





## BIBLE STORY



### Exodus 3:1-12 Moses and the burning bush.

One day while Moses was out watching over his family's sheep, he saw a most unusual sight! He saw a bush that was on fire but not burning up. So Moses went over to see this strange sight. When he got closer, a voice from the bush called his name! "Moses! Moses!" He realized the voice was God's voice! Moses answered God, saying, "Here I am." God told Moses to take his shoes off because he was standing on holy ground. Then God told Moses through the burning bush that He had heard the cries of His beloved people in Egypt. The Egyptians had made God's chosen people their slaves and were treating them very poorly.

God then told Moses he had been chosen to go to Egypt to deliver this message from God: "Let my people go!" Moses worried about this and wondered if maybe there was a younger, more powerful, and even better spoken person who could go instead of him. But God had a perfect plan for Moses that would prevent him from failing. God had chosen Moses and knew he was the best man for the job, and He told Moses He would be with him throughout the whole journey. Though this was a big challenge for Moses, he did know that he would have God on his side when he went to ask Pharaoh to let the Israelites leave Egypt.



**BIBLE STORY MEMORY Exodus 3:8**  
To rescue them from the hand of the Egyptians and to bring them up ... into a good and spacious land.

## ACTIVITIES



UNIT 1 LESSON 1 DAY 2

### ACTIVITIES

**THE BURNING BUSH**  
Think about the Bible story or key passage and then answer the questions below using a complete sentence. You may also discuss your answers with your class.

1. What did Moses think was interesting about the bush?  
\_\_\_\_\_
2. Why did Moses have to take off his shoes?  
\_\_\_\_\_
3. Whose prayers had God heard?  
\_\_\_\_\_
4. What are some ways God speaks to us?  
\_\_\_\_\_

**UNIT MEMORY Exodus 14:13**  
Moses answered the people, "Do not be afraid. Stand firm and you will see the deliverance the LORD will bring you today."

**LESSON SETTING:** As the narrative opens, Egypt has enslaved the Israelites. Pharaoh (the title of the Egyptian ruler) has ordered the midwives to kill all male Israelite babies. This was to keep them from multiplying so much that they could rebel against their masters. God calls Moses to lead the people out of Egypt. We see that when God calls, God provides.



**UNIT MEMORY Exodus 14:13-14**  
Moses answered the people, "Do not be afraid. Stand firm and you will see the deliverance the LORD will bring you today. The Egyptians you see today you will never see again. The Lord will fight for you; you need only to be still."

### THE BURNING BUSH

After reviewing the Bible Story, direct the students to think about the story and then answer the questions using a complete sentence. Have the students discuss their answers.

#### ANSWER IDEAS


1. What did Moses think was interesting about the bush?  
The bush was interesting because it was on fire but not being consumed.
2. Why did Moses have to take off his shoes?  
God told Moses to take his shoes off because the ground was holy.
3. Whose prayers had God heard?  
God heard the Israelites' prayers while they were in Egypt.
4. What are some ways God speaks to us?  
Answers will vary.





### WHAT HAPPENED?

After reviewing the Bible Story, direct the students with these instructions: Imagine you are Moses and you have been talking to God. Draw a picture of the burning bush, and then write what you would tell your family about what happened.



Answers will vary.

UNIT 1 LESSON 1  
MIGHTY MOUNTAIN I  
Adventures in the Proof of God's Authority

DAY 3 APPLICATION

WHAT HAPPENED?  
Imagine you are Moses and you have been talking to God. Draw a picture of the burning bush, and then write what you would tell your family about what happened.

BIBLE STORY MEMORY Exodus 3:8  
To rescue them from the hand of the Egyptians and to bring them up ... into a good and spacious land.

### LESSON 1 LEARNING POINTS

- God had a job for Moses to do.
- God will help us to do the job He has for us!



### BIBLE STORY MEMORY Exodus 3:8

To rescue them from the hand of the Egyptians and to bring them up ... into a good and spacious land.



UNIT 1 LESSON 1  
MIGHTY MOUNTAIN II  
Adventures in the Triumph of God's Son

DAY 4 SONG LYRICS

LISTEN, STOP, WRITE & DISCUSS  
Listen to your UNIT SONG and say "STOP" when you hear the words below. Each time, repeat the "Say:" sentence and copy the definition from the board on the lines provided.

**firm**  
Say: "Stand **firm** and know that God is for us!"

**fight**  
Say: "Don't be afraid for God will **fight** for us!"

**still**  
Say: "Be **still** knowing God will protect us!"

WATCH HIM GO!  
UNIT SONG  
EXODUS 14:13-14

UNIT MEMORY Exodus 14:13  
Moses answered the people, "Do not be afraid. Stand firm and you will see the deliverance the LORD will bring you today."

### firm

Say: "Stand **firm** and know that God is for us!"  
Definition: Strong and unchanging.

### fight

Say: "Don't be afraid for God will **fight** for us!"  
Definition: Determine to win.

### still

Say: "Be **still** knowing God will protect us!"  
Definition: Calm with confidence.

### LISTEN, STOP, WRITE & DISCUSS

Direct the students to listen to the UNIT SONG and say "STOP" at the three key words. Have them repeat the "Say:" sentence together. Write each definition for the students to copy on the lines provided and discuss.

### "WATCH HIM GO!"

#### UNIT SONG EXODUS 14:13-14

When God went to Moses  
He spoke to him one-on-one  
And said from a bush  
Ever-burning the time had come  
"You'll go to deliver my people  
With words that are second to none"  
So with signs and wonders  
Equipped him to get it done  
As Moses approached all the people  
He knew what to say at once

Don't be afraid, stand firm and know  
The Lord knew from long ago  
Stand firm and wait, see how this goes  
The Lord loves the ones He chose  
Don't be afraid, stand firm and know  
The Lord knew from long ago  
Stand firm and wait, see how this goes  
The Lord will fight for you  
Be still and your faith will grow  
And watch Him go!



### UNIT MEMORY Exodus 14:13-14

Moses answered the people, "Do not be afraid. Stand firm and you will see the deliverance the LORD will bring you today. The Egyptians you see today you will never see again. The Lord will fight for you; you need only to be still."



# MIGHTY MOUNTAIN I

Adventures in the Proof of God's Authority

## BIBLE STORY



### Exodus 4:1-17 Moses receives signs and power.

Have you ever had doubts? Moses worried that the Israelites would not believe God sent him to take them out of Egypt. He also lacked confidence to speak to Pharaoh! Moses told God about his worries and doubts, so God told Moses to take his staff and throw it on the ground. When Moses did this, the staff turned into a snake! Moses jumped and was startled! God told Moses to pick up the snake by the tail. When Moses did, the snake turned back into his staff. Then God told Moses to put his hand inside his shirt and take it out. When Moses pulled his hand out, it was covered with a disease called leprosy.

The leprosy made Moses' skin turn white, so he was scared! God then said to put his hand back into his shirt and pull it out again, and his hand was completely healed. God told Moses to use these signs and powers when he talked to the Israelites to prove the true God sent him. But Moses still worried that he could not speak well enough to challenge Pharaoh, so he asked God to send someone else. God told Moses to take his older brother Aaron, who was a good speaker and would help Moses do the talking. God had settled all of Moses's doubts, and Moses was ready to go to Egypt and face Pharaoh!



### BIBLE STORY MEMORY Exodus 4:12

The Lord said, "who gave human beings their mouths? ... Now go; I will help you speak and teach you what to say."

# MIGHTY MOUNTAIN II

Adventures in the Triumph of God's Son

## ACTIVITIES



UNIT 1 LESSON 2 DAY 2

### ACTIVITIES

**SIGNS FOR MOSES**

Think about the Bible story or key passage and then answer the questions below using a complete sentence. You may also discuss your answers with your class.

1. What is doubt? \_\_\_\_\_
2. What happened to Moses' staff when he threw it on the ground? \_\_\_\_\_
3. What happened to Moses' hand? \_\_\_\_\_
4. How did God take care of Moses' doubts? \_\_\_\_\_

**UNIT MEMORY Exodus 14:13**

Moses answered the people, "Do not be afraid. Stand firm and you will see the deliverance the Lord will bring you today."

**LESSON SETTING:** God told Moses to do something dangerous: lead His people out of Egypt. The people's lives would be at stake, so they needed proof that God was indeed sending Moses to deliver them. Therefore, God gave Moses signs to show them.

### SIGNS FOR MOSES

After reviewing the Bible Story, direct the students to think about the story and then answer the questions using a complete sentence. Have the students discuss their answers.

#### ANSWER IDEAS

1. What is doubt?  
Doubt is not being sure about something.
2. What happened to Moses' staff when he threw it on the ground?  
Moses' staff turned into a snake when he threw it down, and back into a staff when he picked it up.
3. What happened to Moses' hand?  
Moses' hand had leprosy when he pulled it out of his cloak and was healed when he put it back in the cloak.
4. How did God take care of Moses' doubts?  
God took care of Moses' doubts by having Aaron go with him and by giving Moses signs and wonders to do to convince Pharaoh and the people that God sent him.

UNIT 1 LESSON 2 DAY 1

### BIBLE STORY

**Hearing God**

Unscramble the 3 key words below from the Bible Story.

Messo \_\_\_\_\_

stfaf \_\_\_\_\_

lepsyor \_\_\_\_\_

**Exodus 4:1-17 Moses receives signs and power.**

Have you ever had doubts? Moses worried that the Israelites would not believe God sent him to take them out of Egypt. He also lacked confidence to speak to Pharaoh! Moses told God about his worries and doubts, so God told Moses to take his staff and throw it on the ground. When Moses did this, the staff turned into a snake! Moses jumped and was startled! God told Moses to pick up the snake by the tail. When Moses did, the snake turned back into his staff. Then God told Moses to put his hand inside his shirt and take it out. When Moses pulled his hand out, it was covered with a disease called leprosy.

The leprosy made Moses' skin turn white, so he was scared! God then said to put his hand back into his shirt and pull it out again, and his hand was completely healed. God told Moses to use these signs and powers when he talked to the Israelites to prove the true God sent him. But Moses still worried that he could not speak well enough to challenge Pharaoh, so he asked God to send someone else. God told Moses to take his older brother Aaron, who was a good speaker and would help Moses do the talking. God had settled all of Moses's doubts, and Moses was ready to go to Egypt and face Pharaoh!

**BIBLE STORY MEMORY Exodus 4:12**

The Lord said, "who gave human beings their mouths? ... Now go; I will help you speak and teach you what to say."

### WORD SCRAMBLE

After reading the Bible Story, direct the students to unscramble the three key words, and then discuss the words with them.

Answers: Moses, staff, leprosy

### BIBLE STORY Q & A

Q: What miracle did God show Moses he could use?

A: Turning his staff into a snake.

Q: Who did God send with Moses to Egypt?

A: God sent Moses' older brother Aaron.



### UNIT MEMORY Exodus 14:13-14

Moses answered the people, "Do not be afraid. Stand firm and you will see the deliverance the LORD will bring you today. The Egyptians you see today you will never see again. The Lord will fight for you; you need only to be still."



# APPLICATION



**FAITH OVER DOUBTS**

After reviewing the Bible Story, direct the students to make a list of doubts that second graders have using the left column answer ideas. Then, help the students discuss the list and write ways God can help with those doubts using the right column answer ideas.

DOUBTS	WAYS GOD CAN HELP
ANSWER IDEAS	ANSWER IDEAS
Low self-worth from being teased.	Sends helpful adults or friends.
Not understanding schoolwork.	Gives wisdom or a helper.
Not feeling loved as family argues.	Family turns to God by prayer.
Difficulty finding our talents.	Sends helpful teachers or coaches.

UNIT 1 LESSON 2 DAY 3 APPLICATION

**FAITH OVER DOUBTS**

Make a list of doubts that you or your friends may have in the left column, using your teacher's help with answers. Then, list and write ways God can help with those doubts in the right column.

DOUBTS	WAYS GOD CAN HELP

**BIBLE STORY MEMORY Exodus 4:12**  
The Lord said, "who gave human beings their mouths? ... Now go; I will help you speak and teach you what to say."

## LESSON 2 LEARNING POINTS

- God replaced Moses' fears and doubt with faith in God.
- God can increase our faith in how much He cares for us!



**BIBLE STORY MEMORY Exodus 4:12**  
The Lord said, "who gave human beings their mouths? ... Now go; I will help you speak and teach you what to say."

# SONG LYRICS



UNIT 1 LESSON 2 DAY 4 SONG LYRICS

**LISTEN, ANSWER AND PRACTICE**

Listen to your UNIT SONG to answer two application questions below. Your teacher will help with answers. Then, draw a "mini" picture of each answer to think about putting it into practice!

**Q. How are we to stand knowing that God is on our side?**

**Q. What will happen to our faith when we trust God?**

**"WATCH HIM GO!"**  
UNIT SONG  
**EXODUS 14:13-14**

When God went to Moses  
He spoke to him one-on-one  
And said from a bush  
Ever-burning the time had come  
"You'll go to deliver my people  
With words that are second to none"  
So with signs and wonders  
Equipped him to get it done  
As Moses approached all the people  
He knew what to say at once

**UNIT MEMORY Exodus 14:13**  
Moses answered the people, "Do not be afraid. Stand firm and you will see the deliverance the Lord will bring you today."

**LISTEN, ANSWER AND PRACTICE**

Direct the students to listen to the UNIT SONG to answer two application questions with your answers on the board for them to copy. Have the students draw a picture of each answer about putting it into practice!

**"WATCH HIM GO!"**  
UNIT SONG  
**EXODUS 14:13-14**

When God went to Moses  
He spoke to him one-on-one  
And said from a bush  
Ever-burning the time had come  
"You'll go to deliver my people  
With words that are second to none"  
So with signs and wonders  
Equipped him to get it done  
As Moses approached all the people  
He knew what to say at once

Don't be afraid, stand firm and know  
The Lord knew from long ago  
Stand firm and wait, see how this goes  
The Lord loves the ones He chose  
Don't be afraid, stand firm and know  
The Lord knew from long ago  
Stand firm and wait, see how this goes  
The Lord will fight for you  
Be still and your faith will grow  
And watch Him go!



- Q. How are we to stand knowing that God is on our side?  
Stand firm (without compromise).
- Q. What will happen to our faith when we trust God?  
Our faith will grow (as we learn how He cares for us).



**UNIT MEMORY Exodus 14:13-14**  
Moses answered the people, "Do not be afraid. Stand firm and you will see the deliverance the LORD will bring you today. The Egyptians you see today you will never see again. The Lord will fight for you; you need only to be still."



# MIGHTY MOUNTAIN I

Adventures in the Proof of God's Authority

## BIBLE STORY



### Exodus 5:1-21 Moses and Aaron visit Pharaoh.

Moses and Aaron went to Egypt to meet with the Israelites and show them the signs. The people believed God had sent Moses! Next, they went to Pharaoh's palace. Pharaoh was the leader of the Egyptians, who did not believe the God of the Israelites was stronger than their gods. Pharaoh forced the Israelites to work hard as Egyptian slaves so that his own people would not have to build his kingdom. But Moses and Aaron told Pharaoh that the God of Israel said, "Let my people go, so that they may hold a festival to worship me in the desert." Pharaoh laughed! He said he did not know the Lord and would not let Israel go.

Pharaoh did not believe in the power of the true God of Israel. Instead, he actually thought he was like a god himself because of his enormous power as Egypt's leader. So Pharaoh told Moses and Aaron to get back to work! Out of anger, he then told his Egyptian officers to make the work much harder for the Israelites, so the Israelites were upset with Moses and Aaron for making Pharaoh mad. But God's plan to free the Israelites was just getting started. With miraculous signs and wonders, God would use Moses and Aaron to bring on events that would change Pharaoh's mind about letting God's people go!



### BIBLE STORY MEMORY Exodus 5:2

Pharaoh said, "Who is the Lord, that I should obey him? ... I do not know the Lord and I will not let Israel go."

# MIGHTY MOUNTAIN II

Adventures in the Triumph of God's Son

## ACTIVITIES



UNIT 1 LESSON 3 DAY 2

### ACTIVITIES

**PHARAOH'S ANSWER**  
Think about the Bible story or key passage and then answer the questions below using a complete sentence. You may also discuss your answers with your class.

- Why did Pharaoh laugh at what Moses and Aaron said to him?
- What did the Egyptian officials do to the Israelites after Moses and Aaron spoke to Pharaoh?
- Why were the Israelites upset with Moses and Aaron?
- Do you think the Israelites understood that God was actually helping them? Why or why not?

**UNIT MEMORY Exodus 14:13**  
Moses answered the people, "Do not be afraid. Stand firm and you will see the deliverance the LORD will bring you today."

**LESSON SETTING:** Moses and the Israelites likely thought that the trek out of Egypt would be easy. But they were wrong. When Moses asked Pharaoh to let the people come with him to the desert to worship God, Pharaoh refused and increased the people's workload. They not only had to make the same quota of bricks, but they also had to gather the straw they needed to make the bricks. As a result, the Israelites doubted God sent Moses. Moses himself was confused. But difficulties do not mean God is not with us.



### UNIT MEMORY Exodus 14:13-14

Moses answered the people, "Do not be afraid. Stand firm and you will see the deliverance the LORD will bring you today. The Egyptians you see today you will never see again. The Lord will fight for you; you need only to be still."

### PHARAOH'S ANSWER

After reviewing the Bible Story, direct the students to think about the story and then answer the questions using a complete sentence. Have the students discuss their answers.

### ANSWER IDEAS

- Why did Pharaoh laugh at what Moses and Aaron said to him?  
Pharaoh did not believe God was more powerful than his gods or that he should let God's people go free.
- What did the Egyptian officials do to the Israelites after Moses and Aaron spoke to Pharaoh?  
The officers made the Israelites work harder and beat them if they eased up.
- Why were the Israelites upset with Moses and Aaron?  
The Israelites were upset because they thought Moses and Aaron had caused Pharaoh to become angry and make them work harder.
- Do you think the Israelites understood that God was actually helping them? Why or why not?  
Answers will vary.




# APPLICATION




**FROM FAIR TO UNFAIR**

Pharaoh was treating the Israelites unfairly. After reviewing the Bible Story, direct the students in small groups to discuss and write how people might feel about the unfair events in the pictures below, using the answer ideas to guide their discussion. Then, discuss the final picture and how God made things fair in an eternal way.




**ANSWER IDEAS**

Cheating: Unfair because others take advantage of our hard work.



Having more: Unfair because others think they are better than we are.



God made all things fair by giving everyone the same opportunity for eternal life.

UNIT 1 LESSON 3  
MIGHTY MOUNTAIN I  
Adventures in the Proof of God's Authority

DAY 3 APPLICATION

**FROM UNFAIR TO FAIR**

Pharaoh was treating the Israelites unfairly. In your small group, discuss and write how people might feel about the unfair events in the pictures below, using your teacher's help with answers. Then, discuss the final picture and how God made things fair in an eternal way.



**BIBLE STORY MEMORY Exodus 5:2**  
Pharaoh said, "Who is the Lord, that I should obey him? ... I do not know the Lord and I will not let Israel go."

**LESSON 3 LEARNING POINTS**

- God was with His people even when they were treated unfairly.
- We can depend on God to protect us when our faith is in Him!

**JOY BLASTER!**

**BIBLE STORY MEMORY Exodus 5:2**  
Pharaoh said, "Who is the Lord, that I should obey him? ... I do not know the Lord and I will not let Israel go."



# SONG LYRICS

UNIT 1 LESSON 3  
MIGHTY MOUNTAIN II  
Adventures in the Triumph of God's Son

DAY 4 SONG LYRICS

**LISTEN, CIRCLE AND WRITE**

Listen to your BOOSTER SONG and circle your favorite sentence or "line" in the song lyrics. Then, write a sentence below about what your favorite "line" means to you.

**"GAME FACE"**

**BOOSTER SONG**  
**EPHESIANS 6:10-11**

So the devil thinks that he can harm you  
On the run to fool you just for fun  
Well here's a bit of wisdom to alert you  
You'll be standing 'cause the Battle has been won  
Trust the battle has been won,  
And the devil's day is done!

Belt of truth and breastplate of The Righteous  
Shoes of gospel peace gonna make your stand  
Shield of faith and helmet of salvation  
And the Spirit's sword firm in your hand

**UNIT MEMORY Exodus 14:13**  
Moses answered the people, "Do not be afraid. Stand firm and you will see the deliverance the LORD will bring you today."

Answers will vary.

---

---

---

---

---

---

---

---

**LISTEN, CIRCLE AND WRITE**

Direct the students to listen to the BOOSTER SONG and circle their favorite sentence or "line" in the song lyrics. Discuss their choices as a class. Have the students write a sentence about what their favorite "line" means.

**"GAME FACE"**

**BOOSTER SONG**  
**EPHESIANS 6:10-11**

So the devil thinks that he can harm you  
Satisfied to take you for a ride  
Well here's a mighty word  
Equipped to arm you  
You'll be stronger with the Master  
On your side  
Put the Master on your side,  
And the devil's gonna hide!

Be strong, come on, there's a battle on  
Look around and you will see  
Be strong, come on, with the armor on  
And His power will set you free  
Be strong, come on, there's a battle on  
Make a choice and stand with me  
Be strong, come on, with the armor on  
Let Him in, armor up, go for long,  
Get your game face on!

So the devil thinks that he can hurt you  
On the run to fool you just for fun  
Well here's a bit of wisdom to alert you  
You'll be standing 'cause the Battle has been won  
Trust the battle has been won,  
And the devil's day is done!

Belt of truth and breastplate of  
The Righteous  
Shoes of gospel peace gonna  
Make your stand  
Shield of faith and helmet of salvation  
And the Spirit's sword firm in your hand

**WISDOM BUILDER**

**UNIT MEMORY Exodus 14:13-14**  
Moses answered the people, "Do not be afraid. Stand firm and you will see the deliverance the LORD will bring you today. The Egyptians you see today you will never see again. The Lord will fight for you; you need only to be still."



# MIGHTY MOUNTAIN I

Adventures in the Proof of God's Authority

## BIBLE STORY



### Exodus 7:14-24 Moses and the plague of blood.

Pharaoh continued to be stubborn. So God told Moses and Aaron to get up early and go to the Nile River where Pharaoh went every morning. The Nile River was especially important to the Egyptians. They got their drinking, cooking, and bathing water from it for their families, animals, and crops. They dug canals to carry water from the river to everywhere in Egypt. God told Moses to hold his staff, the one that had turned into a snake, over the river so that the water would turn into blood. Moses told Pharaoh that since he did not listen to God, he would prove God had sent him by striking the river with his staff and changing it into blood.

While Pharaoh watched, Moses tapped the Nile with his staff and immediately the water turned into red blood! God's power was on full display as every ounce of water in every stream, lake, pond, and puddle of Egypt turned into blood. Even the water inside buckets turned into blood! The blood also caused an unbearable odor to fill the air, so the Egyptians desperately dug holes in the ground to get clean water. When Pharaoh saw this, he went into his palace and realized that he had never seen anything like this. He was shaken, but his heart was still hard toward Moses and Aaron, and he was not going to let his Israelite slaves go free!

UNIT 1 LESSON 4 DAY 1 BIBLE STORY

**Believing God**  
Unscramble the 3 key words below from the Bible Story.

iverr \_\_\_\_\_  
bolod \_\_\_\_\_  
stremas \_\_\_\_\_

**Exodus 7:14-24 Moses and the plague of blood.**  
Pharaoh continued to be stubborn. So God told Moses and Aaron to get up early and go to the Nile River where Pharaoh went every morning. The Nile River was especially important to the Egyptians. They got their drinking, cooking, and bathing water from it for their families, animals, and crops. They dug canals to carry water from the river to everywhere in Egypt. God told Moses to hold his staff, the one that had turned into a snake, over the river so that the water would turn into blood. Moses told Pharaoh that since he did not listen to God, he would prove God had sent him by striking the river with his staff and changing it into blood.

While Pharaoh watched, Moses tapped the Nile with his staff and immediately the water turned into red blood! God's power was on full display as every ounce of water in every stream, lake, pond, and puddle of Egypt turned into blood. Even the water inside buckets turned into blood! The blood also caused an unbearable odor to fill the air, so the Egyptians desperately dug holes in the ground to get clean water. When Pharaoh saw this, he went into his palace and realized that he had never seen anything like this. He was shaken, but his heart was still hard toward Moses and Aaron, and he was not going to let his Israelite slaves go free!

**BIBLE STORY MEMORY Exodus 7:17**  
"By this you will know that I am the LORD: strike the water of the Nile, and it will be changed into blood."

### WORD SCRAMBLE

After reading the Bible Story, direct the students to unscramble the three key words, and then discuss the words with them.

Answers: river, blood, streams

### BIBLE STORY Q & A

Q: Why was the Nile River important to the Egyptians?

A: It provided drinking and cooking water.

Q: What did Moses do to the Nile River with God's power?

A: He turned it into blood.



### BIBLE STORY MEMORY Exodus 7:17

"By this you will know that I am the LORD: strike the water of the Nile, and it will be changed into blood."

# MIGHTY MOUNTAIN II

Adventures in the Triumph of God's Son

## ACTIVITIES



UNIT 1 LESSON 4 DAY 2 ACTIVITIES

**A HARD HEART**  
Think about the Bible story or key passage and then answer the questions below using a complete sentence. You may also discuss your answers with your class.

- Why was the Nile River important?  
\_\_\_\_\_
- What were Moses' instructions on how to turn the river into blood?  
\_\_\_\_\_
- What does it mean to have a hard heart like Pharaoh's heart?  
\_\_\_\_\_
- How do people in today's world have a hard heart toward God?  
\_\_\_\_\_

**UNIT MEMORY Exodus 14:13**  
Moses answered the people, "Do not be afraid. Stand firm and you will see the deliverance the LORD will bring you today."

**LESSON SETTING:** Ten plagues in all demonstrated to the Egyptians and the Israelites that God was the true God. Most of the plagues showed that God was more powerful than the gods the Egyptians worshiped. For example, the Egyptians believed the Nile was the sacred bloodstream of the god Osiris, yet Moses' God turned it into blood. This taught the Israelites that they should not worship any god but the one true God.

### A HARD HEART

After reviewing the Bible Story, direct the students to think about the story and then answer the questions using a complete sentence. Have the students discuss their answers.

### ANSWER IDEAS

- Why was the Nile River important?  
The Nile was important because it was the main water source for all of Egypt.
- What were Moses' instructions on how to turn the river into blood?  
Moses was to tap his staff on the Nile and the water would turn to blood.
- What does it mean to have a hard heart like Pharaoh's heart?  
To have a hard heart is to be closed to what God is trying to tell you.
- How do people in today's world have a hard heart toward God?  
Answers will vary.



### UNIT MEMORY Exodus 14:13-14

Moses answered the people, "Do not be afraid. Stand firm and you will see the deliverance the LORD will bring you today. The Egyptians you see today you will never see again. The Lord will fight for you; you need only to be still."




# APPLICATION



### STANDING FIRM

Moses stood firm in his faith by obeying God's spoken word. After reviewing the Bible Story, join the students to brainstorm about how God has spoken to us and how we should respond. Then, using the answer ideas, help them to write their ideas on the two pages below.



#### ANSWER IDEAS

##### HOW GOD HAS SPOKEN TO US

- Through the words of the Bible.
- Through a loving teacher.
- Through the Holy Spirit.
- Through a powerful message.

##### HOW WE SHOULD RESPOND

- Believe His promises.
- Know that He loves and forgives.
- Be confident He is always with me.
- Celebrate that God saved me!



### BIBLE STORY MEMORY Exodus 7:17

"By this you will know that I am the LORD: strike the water of the Nile, and it will be changed into blood."



# SONG LYRICS

**MIGHTY MOUNTAIN II**  
Adventures in the Triumph of God's Son

**UNIT 1 LESSON 4**

**DAY 4**

## SONG LYRICS

**LISTEN, ANSWER AND PRACTICE**

Listen to your BOOSTER SONG to answer two application questions below. Your teacher will help with answers. Then, draw a "mini" picture of each answer to think about putting it into practice!

**Q. As a Christian, we will be stronger with who on our side?**

**Q. For victory, where does the Spirit's Sword (God's Word) need to be?**

**"GAME FACE"**

**SPONGINA SONG**

So the devil thinks that he can harm you  
Satisfied to take you for a ride  
Well here's a mighty word  
Equipped to arm you  
You'll be stronger with the Master  
On your side  
Put the Master on your side  
And the devil's gonna hide!

Be strong, come on, there's a battle on  
Look around and you will see  
And His power will set you free  
Be strong, come on, there's a battle on  
Make a choice and stand with me  
Be strong, come on, with the armor on  
Let Him in, armor up, go for long,  
Get your game face on!

So the devil thinks that he can hurt you  
On the run to fool you just for fun  
Well here's a bit of wisdom to alert you  
You'll be standing 'cause the  
Battle has been won  
Trust the battle has been won,  
And the devil's day is done!

Belt of truth and breastplate of  
The Righteous  
Shoes of gospel peace gonna  
Make your stand  
Shield of faith and helmet of salvation  
And the Spirit's sword firm in your hand

**UNIT MEMORY Exodus 14:13**

Moses answered the people, "Do not be afraid. Stand firm and you will see the deliverance the LORD will bring you today."



- Q. As a Christian, we will be stronger with who on our side??  
The Master (the one, true God).
- Q. For victory, where does the Spirit's Sword (God's Word) need to be?  
Firm in our hand (which means ready in our hearts and minds).

### LISTEN, ANSWER AND PRACTICE

Direct the students to listen to the BOOSTER SONG to answer two application questions with your answers on the board for them to copy. Have the students draw a picture of each answer about putting it into practice!

### "GAME FACE"

#### BOOSTER SONG EPHESIANS 6:10-11

So the devil thinks that he can harm you  
Satisfied to take you for a ride  
Well here's a mighty word  
Equipped to arm you  
You'll be stronger with the Master  
On your side  
Put the Master on your side,  
And the devil's gonna hide!

Be strong, come on, there's a battle on  
Look around and you will see  
Be strong, come on, with the armor on  
And His power will set you free  
Be strong, come on, there's a battle on  
Make a choice and stand with me  
Be strong, come on, with the armor on  
Let Him in, armor up, go for long,  
Get your game face on!

So the devil thinks that he can hurt you  
On the run to fool you just for fun  
Well here's a bit of wisdom to alert you  
You'll be standing 'cause the  
Battle has been won  
Trust the battle has been won,  
And the devil's day is done!

Belt of truth and breastplate of  
The Righteous  
Shoes of gospel peace gonna  
Make your stand  
Shield of faith and helmet of salvation  
And the Spirit's sword firm in your hand



### UNIT MEMORY Exodus 14:13-14

Moses answered the people, "Do not be afraid. Stand firm and you will see the deliverance the LORD will bring you today. The Egyptians you see today you will never see again. The Lord will fight for you; you need only to be still."



### UNIT TEACHER PREP

#### BIBLE PASSAGE

##### Deuteronomy 6:6-7

These commandments that I give you today are to be upon your hearts ... Talk about them when you sit at home and when you walk along the road, when you lie down and when you get up.

#### BIBLE SUMMARY

God offers more proof to the people of both Egypt and Israel that He is all powerful. After the tenth plague, Pharaoh finally lets the Israelites go. But he changes his mind and sends his armies to capture them. God miraculously rescues the people, proving they can trust and obey Him.



#### LESSON 1

##### OBEYING GOD (EXODUS 8:20-32)

**LESSON TARGET:** Know that God sent a plague of flies because Pharaoh refused God's request.

**LESSON SETTING:** Windows in ancient buildings had no screens or glass, so swarms of flies entered freely, landed on food, and crawled on people as they tried to sleep. The word translated *flies* refers to several types of bugs, including flies that bite. The swarms made working in the fields difficult too.



#### LESSON 2

##### FEARING GOD (EXODUS 12:21-30)

**LESSON TARGET:** Understand the final plague and why it is remembered on Passover.

**LESSON SETTING:** The final plague convinced Pharaoh to let the people go. It was also judgment on Egypt for killing Israelite babies. God commanded the Israelites to commemorate their deliverance every spring on Passover. The blood of the Passover lambs saved Israelites from death so they could be freed from slavery to Egypt and journey to the earthly promised land. Likewise, the blood of Christ, our Passover lamb, now saves people from death so they can be free from slavery to sin and journey to the future promised land in the new heavens and earth (1 Corinthians 5:7).



#### LESSON 3

##### TRUSTING GOD (EXODUS 14:5-31)

**LESSON TARGET:** Know that Moses and his people crossed the Red Sea safely, showing God is trustworthy.

**LESSON SETTING:** The Israelites felt doomed when Pharaoh's army descended. But God parted the waters of the Red Sea so they could escape. He brought the waters down on Pharaoh's army, proving that it did not matter that Pharaoh's army was stronger than the Israelites, for God was strongest of all.



#### LESSON 4

##### LOVING GOD (EXODUS 20:5-31)

**LESSON TARGET:** Understand that God gave Moses the Ten Commandments so they would love God and others.

**LESSON SETTING:** God gave the Ten Commandments to the people as part of His covenant with them. God would give them land, and they would obey God's laws. The Fourth Commandment, "Remember the Sabbath day by keeping it holy," was the sign of the covenant (Exodus 31:13). That is, instead of signing their names on a contract, they rested one day a week. Because resting one day a week is good for us, many Christians rest and focus on God on Sundays (Mark 2:27; Colossians 2:16).

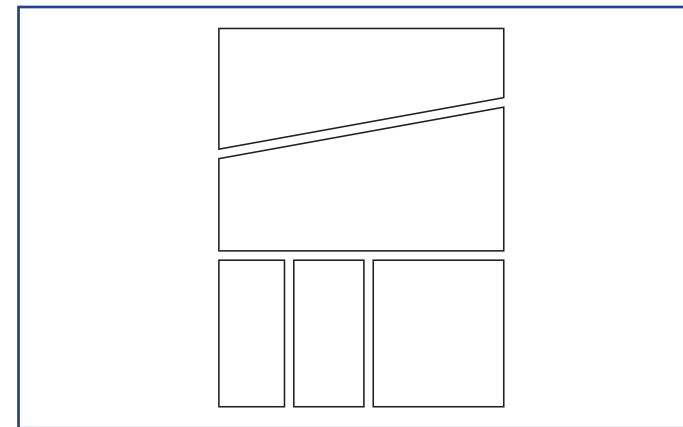
### UNIT CRAFT IDEAS

#### LESSON 1 CRAFT

**INSTRUCTIONS:** Number the squares. Re-read the Lesson 1 Bible Story. Illustrate and write the story of Moses. Don't forget to use speech bubbles for your unit comic book!

**SUPPLIES NEEDED:** Colored pencils and crayons. Note: This project-based "Moses" comic book craft will conclude with the final cover being made in lesson 4 of Unit 2.

*(Use the supplied Craft PDF to print the student sheets.)*

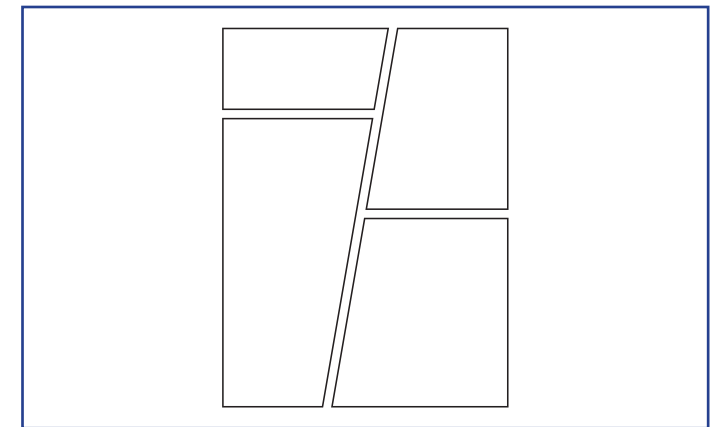


#### LESSON 2 CRAFT

**INSTRUCTIONS:** Number the squares. Re-read the Lesson 2 Bible Story. Illustrate and write the story of Moses. Don't forget the speech bubbles for your unit comic book!

**SUPPLIES NEEDED:** Colored pencils and crayons. Note: This project-based "Moses" comic book craft will conclude with the final cover being made in lesson 4 of Unit 2.

*(Use the supplied Craft PDF to print the student sheets.)*

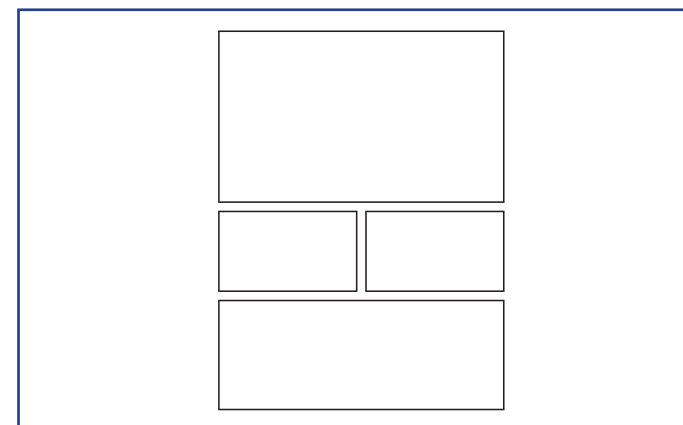


#### LESSON 3 CRAFT

**INSTRUCTIONS:** Number the squares. Re-read the Lesson 3 Bible Story. Illustrate and write the story of Moses. Don't forget the speech bubbles for your comic book!

**SUPPLIES NEEDED:** Colored pencils and crayons. Note: This project-based "Moses" comic book craft will conclude with the final cover being made in lesson 4 of Unit 2.

*(Use the supplied Craft PDF to print the student sheets.)*



#### LESSON 4 CRAFT

**INSTRUCTIONS:** Create an exciting cover for your story of Moses comic book.

**SUPPLIES NEEDED:** Colored pencils and crayons. Optional: markers.

*(Use the supplied Craft PDF to print the student sheets.)*





# BIBLE STORY



### Exodus 8 The plague of flies.

Soon after the water had turned to blood, God told Moses and Aaron to again go to the river where Pharaoh went in the morning and say, "This is what the Lord says: Let my people go, so that they may worship me. If you do not let my people go, I will send swarms of flies on you and your officials, on your people, and into your houses." Pharaoh heard what Moses said, but he did not let the Israelites go. The next morning, flies were in every house in Egypt! They were in his food, in his bed and clothes, and everywhere he stepped! But God protected the Israelites and there was not one swarm of flies where they lived.

Pharaoh called Moses and Aaron back to his palace. He decided to compromise and said the Israelites could worship their God in the place they lived. Moses said this would not be acceptable to God and that they must go into the desert to worship God. Pharaoh said maybe they could go into the desert, but not too far, and asked Moses to pray for him. Moses said the flies would be gone the next day, but told Pharaoh he had better not change his mind. The next day, the flies were gone, but Pharaoh's heart turned hard. He would not let the people go. Nine times God sent plagues and hardships on Egypt, but each time Pharaoh's heart was hard.

UNIT 2 LESSON 1 DAY 1 BIBLE STORY

**Obeying God**  
Unscramble the 3 key words below from the Bible Story.

shipowr \_\_\_\_\_  
sleif \_\_\_\_\_  
thear \_\_\_\_\_

**Exodus 8 The plague of flies.**  
Soon after the water had turned to blood, God told Moses and Aaron to again go to the river where Pharaoh went in the morning and say, "This is what the Lord says: Let my people go, so that they may worship me. If you do not let my people go, I will send swarms of flies on you and your officials, on your people, and into your houses." Pharaoh heard what Moses said, but he did not let the Israelites go. The next morning, flies were in every house in Egypt! They were in his food, in his bed and clothes, and everywhere he stepped! But God protected the Israelites and there was not one swarm of flies where they lived.

Pharaoh called Moses and Aaron back to his palace. He decided to compromise and said the Israelites could worship their God in the place they lived. Moses said this would not be acceptable to God and that they must go into the desert to worship God. Pharaoh said maybe they could go into the desert, but not too far, and asked Moses to pray for him. Moses said the flies would be gone the next day, but told Pharaoh he had better not change his mind. The next day, the flies were gone, but Pharaoh's heart turned hard. He would not let the people go. Nine times God sent plagues and hardships on Egypt, but each time Pharaoh's heart was hard.

**BIBLE STORY MEMORY Exodus 8:27**  
"We must take a three-day journey into the desert to offer sacrifices to the Lord our God, as he commands us."

### WORD SCRAMBLE

After reading the Bible Story, direct the students to unscramble the three key words, and then discuss the words with them.

Answers: worship, flies, heart

### BIBLE STORY Q & A

Q: What is a plague?

A: A disease or disaster that affects a lot of people.

Q: How many plagues did God send to Egypt?

A: Nine.

# ACTIVITIES



UNIT 2 LESSON 1 DAY 2

**ACTIVITIES**

**A PLAGUE**  
Think about the Bible story or key passage and then answer the questions below using a complete sentence. You may also discuss your answers with your class.

1. What is a plague? \_\_\_\_\_
2. How did God protect the Israelites during the plague of flies? \_\_\_\_\_
3. Why did God cause bad things to happen to the Egyptian people? \_\_\_\_\_
4. How can obeying God be a blessing? \_\_\_\_\_
5. What are some ways you obey God? \_\_\_\_\_

**UNIT MEMORY Deuteronomy 6:6**  
These commandments that I give you today are to be upon your hearts.

**LESSON SETTING:** Windows in ancient buildings had no screens or glass, so swarms of flies entered freely, landed on food, and crawled on people as they tried to sleep. The word translated flies refers to several types of bugs, including flies that bite. The swarms made working in the fields difficult too.

### A PLAGUE

After reviewing the Bible Story, direct the students to think about the story and then answer the questions using a complete sentence. Have the students discuss their answers.

### ANSWER IDEAS

1. What is a plague?  
A plague is continual distress caused by a disease or large number of insects.
2. How did God protect the Israelites during the plague of flies?  
God made the flies infest the Egyptians but not go where the Israelites were.
3. Why did God cause bad things to happen to the Egyptian people?  
God caused bad things to happen to the Egyptians because they were treating God's people as slaves and because Pharaoh would not listen to God.
4. How can obeying God be a blessing?  
God rewards obedience to Him with protection and success.
5. What are some ways you obey God?  
Answers will vary.



### BIBLE STORY MEMORY Exodus 8:27

"We must take a three-day journey into the desert to offer sacrifices to the Lord our God, as he commands us."



### UNIT MEMORY Deuteronomy 6:6-7

These commandments that I give you today are to be upon your hearts. Talk about them when you sit at home and when you walk along the road, when you lie down and when you get up.



# APPLICATION



### HARD HEARTS

Pharaoh had a hard heart toward God and would not listen to Him. After reviewing the Bible Story, direct the students to write in the first heart what actions people show when their heart is hard toward God, and write in the second heart what actions people show when their heart is open toward God.

### ANSWER IDEAS



A hard heart:  
hates, is jealous,  
is disobedient, is  
selfish.



A soft heart:  
forgives, accepts,  
loves, protects,  
is open toward  
God.

UNIT 2 LESSON 1  
MIGHTY MOUNTAIN I  
Adventures in the Proof of God's Authority  
DAY 3 APPLICATION

**HARD HEARTS**  
Pharaoh had a hard heart toward God and would not listen to Him. In the first heart, write what actions people show when their heart is hard toward God. In the second heart, write what actions people show when their heart is open toward God.

**BIBLE STORY MEMORY Exodus 8:27**  
"We must take a three-day journey into the desert to offer sacrifices to the Lord our God, as he commands us."

## LESSON 1 LEARNING POINTS

- God wants us to listen to His commandments.
- When we listen to God, He blesses our obedience.

### BIBLE STORY MEMORY Exodus 8:27

"We must take a three-day journey into the desert to offer sacrifices to the Lord our God, as he commands us."



# SONG LYRICS

UNIT 2 LESSON 1  
MIGHTY MOUNTAIN II  
Adventures in the Triumph of God's Son  
DAY 4 SONG LYRICS

**LISTEN, STOP, WRITE & DISCUSS**  
Listen to your UNIT SONG and say "STOP" when you hear the words below. Each time, repeat the "Say:" sentence and copy the definition from the board on the lines provided.

**commandments**  
Say: "God's commandments bless us when we obey them!"

**hearts**  
Say: "Wanting to obey God comes from our hearts!"

**talk**  
Say: "We should talk about God's Word day and night!"

**"HERE TO STAY" UNIT SONG DEUTERONOMY 6:6-7**  
These commandments  
Should not fade away  
But be talked about from day to day  
And the miracles  
Renewed today  
Should be written on your hearts this way  
Here to stay

**UNIT MEMORY Deuteronomy 6:6**  
These commandments that I give you today are to be upon your hearts.

### commandments

Say: "God's **commandments** bless us when we obey them!"

Definition: A divine instruction from God.

### hearts

Say: "Wanting to obey God comes from our **hearts!**"

Definition: Our innermost loyalties.

### talk

Say: "We should **talk** about God's Word day and night!"

Definition: Discuss as important.

### LISTEN, STOP, WRITE & DISCUSS

Direct the students to listen to the UNIT SONG and say "STOP" at the three key words. Have them repeat the "Say:" sentence together. Write each definition for the students to copy on the lines provided and discuss.

### "HERE TO STAY"

#### UNIT SONG DEUTERONOMY 6:6-7

These commandments  
Should not fade away  
But be talked about from day to day  
And the miracles  
Renewed today  
Should be written on your hearts this way:  
Here to stay

Talk about them  
When you sit at home  
They remind you when you walk the road  
Talk about them  
When you say goodnight  
And remember from the time you rise

Like the moment God's people  
Crossed the Red Sea  
And the hour Ten Commandments  
Came to be  
They are written on my heart to  
Remind me  
To never forget His decrees

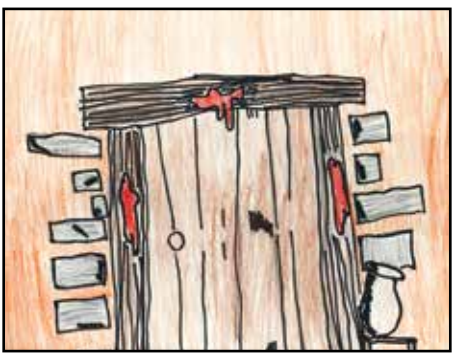


### UNIT MEMORY Deuteronomy 6:6-7

These commandments that I give you today are to be upon your hearts. Talk about them when you sit at home and when you walk along the road, when you lie down and when you get up.



## BIBLE STORY



**Exodus 12 The final plague.**  
Pharaoh was still hard-hearted. He would not let the Israelites go even after many awful plagues devastated the Egyptians, so Moses told Pharaoh that the last plague was going to be the worst. God told Moses He would send a destroyer into Egypt to kill every firstborn son, but would protect the Israelites. He gave Moses specific instructions for each Israelite family to kill a young lamb for dinner and paint the blood of the lamb on the sides and tops of the door frames of their houses. Then during the night, the destroyer would see the blood and pass over that house, not hurting anyone inside. The Israelites did exactly as God said.

At midnight, there was an overwhelming amount of crying throughout all of Egypt as every house, from the Pharaoh's to the poorest, had someone die during the night. But all the Israelites were safe as the blood of the lamb on their door frames saved them. Pharaoh was so sad that his son had died, that he finally agreed to let the Israelites go. God's chosen people were finally going to be free from Egypt. God told Moses and the Israelites to sacrifice a lamb every year and eat it as a special meal that night. During the meal, they were to talk about how God protected them in Egypt. This celebration is called Passover.

UNIT 2 LESSON 2 DAY 1 BIBLE STORY

**Fearing God**  
Unscramble the 3 key words below from the Bible Story.

**birfstorn** \_\_\_\_\_  
**ambi** \_\_\_\_\_  
**pasovser** \_\_\_\_\_

**Exodus 12 The final plague.**  
Pharaoh was still hard-hearted. He would not let the Israelites go even after many awful plagues devastated the Egyptians, so Moses told Pharaoh that the last plague was going to be the worst. God told Moses He would send a destroyer into Egypt to kill every firstborn son, but would protect the Israelites. He gave Moses specific instructions for each Israelite family to kill a young lamb for dinner and paint the blood of the lamb on the sides and tops of the door frames of their houses. Then during the night, the destroyer would see the blood and pass over that house, not hurting anyone inside. The Israelites did exactly as God said.

At midnight, there was an overwhelming amount of crying throughout all of Egypt as every house, from the Pharaoh's to the poorest, had someone die during the night. But all the Israelites were safe as the blood of the lamb on their door frames saved them. Pharaoh was so sad that his son had died, that he finally agreed to let the Israelites go. God's chosen people were finally going to be free from Egypt. God told Moses and the Israelites to sacrifice a lamb every year and eat it as a special meal that night. During the meal, they were to talk about how God protected them in Egypt. This celebration is called Passover.

**BIBLE STORY MEMORY Exodus 12:14**  
"This is a day you are to commemorate; for the generations to come you shall celebrate it as a festival to the Lord."

**WORD SCRAMBLE**  
After reading the Bible Story, direct the students to unscramble the three key words, and then discuss the words with them.  
**Answers: firstborn, lamb, passover**

**BIBLE STORY Q & A**  
Q: What was the final plague?  
A: The death of all the firstborn sons in Egypt.

Q: What did the Israelites put on their doorposts for protection?  
A: The blood of a lamb.

**BIBLE STORY MEMORY Exodus 12:14**  
"This is a day you are to commemorate; for the generations to come you shall celebrate it as a festival to the Lord."



## ACTIVITIES



UNIT 2 LESSON 2 DAY 2 ACTIVITIES

**THE FINAL PLAGUE**  
Think about the Bible story or key passage and then answer the questions below using a complete sentence. You may also discuss your answers with your class.

1. What was the final plague? \_\_\_\_\_
2. What instructions did God give Moses for the people? \_\_\_\_\_
3. What made Pharaoh finally agree to let the Israelites go? \_\_\_\_\_
4. Why do you think we call Jesus our Passover lamb? \_\_\_\_\_
5. God saved the Israelites from death; how does He save us from eternal death? \_\_\_\_\_

**UNIT MEMORY Deuteronomy 6:6**  
These commandments that I give you today are to be upon your hearts.

**LESSON SETTING:** The final plague convinced Pharaoh to let the people go. It was also judgment on Egypt for killing Israelite babies. God commanded the Israelites to commemorate their deliverance every spring on Passover. The blood of the Passover lambs saved Israelites from death so they could be freed from slavery to Egypt and journey to the earthly promised land. Likewise, the blood of Christ, our Passover lamb, now saves people from death so they can be free from slavery to sin and journey to the future promised land in the new heavens and earth (1 Corinthians 5:7).



**UNIT MEMORY Deuteronomy 6:6-7**  
These commandments that I give you today are to be upon your hearts. Talk about them when you sit at home and when you walk along the road, when you lie down and when you get up.

### THE FINAL PLAGUE

After reviewing the Bible Story, direct the students to think about the story and then answer the questions using a complete sentence. Have the students discuss their answers.

#### ANSWER IDEAS


1. What was the final plague?  
The final plague was the killing of the first born son of all the Egyptian families.
2. What instructions did God give Moses for the people?  
During the final plague, God told Moses to have the Israelites kill a lamb for dinner and put its blood on the tops and sides of the door frames of their houses.
3. What made Pharaoh finally agree to let the Israelites go?  
Pharaoh finally agreed to let the Israelites go when his son died as part of the final plague.
4. Why do you think we call Jesus our Passover lamb?  
We call Jesus our Passover lamb because just as the first Passover lambs' blood freed people from slavery to Egypt so they could travel to the earthly promised land, so Jesus' blood frees people from slavery to sin so they can travel to the heavenly promised land.
5. God saved the Israelites from death; how does He save us from eternal death?  
God saves us from eternal death by Jesus' death on the cross and His resurrection.





### PASSOVER AND THE CROSS

God saved the Israelites from death by placing the blood of a lamb on their door frames, and from eternal death by sacrificing Jesus (the Lamb of God) on the cross. After reviewing the Bible Story, direct the students to look at the pictures and write down how they are the same, and how they are different.



#### ANSWER IDEAS

**Same:** Blood was shed, blood was on the top and sides of the door frame and blood was on the top and sides of the cross

**Different:** The final plague (killing of the firstborn sons) saved the Israelites' firstborn sons from instant death, but the cross saves Jesus' followers from eternal death.

UNIT 2 LESSON 2 DAY 3 APPLICATION

**PASSOVER AND THE CROSS**

God saved the Israelites from death by having them sacrifice a lamb and paint some of its blood on their doorframes. God saved us from eternal death by sacrificing Jesus (the Lamb of God), whose blood was shed for us. Look at the pictures below and write down how they are the same, and how they are different.

Same: \_\_\_\_\_

Different: \_\_\_\_\_

**BIBLE STORY MEMORY Exodus 12:14**  
"This is a day you are to commemorate; for the generations to come you shall celebrate it as a festival to the Lord."

### LESSON 2 LEARNING POINTS

- God saves His people from death.
- Jesus is the Lamb of God!



UNIT 2 LESSON 2 DAY 4 SONG LYRICS

**LISTEN, ANSWER AND PRACTICE**

Listen to your UNIT SONG to answer two application questions below. Your teacher will help with answers. Then, draw a "mini" picture of each answer to think about putting it into practice!

Q. What should we make sure God's commandments don't do?

Q. How often should we talk about God's commandments and His Word?

**"HERE TO STAY" UNIT SONG DEUTERONOMY 6:6-7**

These commandments  
Should not fade away  
But be talked about from day to day  
And the miracles  
Renewed today  
Should be written on your hearts this way  
Here to stay

Talk about them  
When you sit at home  
They remind you when you walk the road  
Talk about them  
When you say goodnight  
And remember from the time you rise

Like the moment God's people  
Crossed the Red Sea  
And the hour Ten Commandments  
Came to be  
They are written on my heart to  
Remind me  
To never forget His decrees

**UNIT MEMORY Deuteronomy 6:6**  
These commandments that I give you today are to be upon your hearts.



- Q. What should we make sure God's commandments don't do?  
Fade away (rather, they are to stay upon our hearts).
- Q. How often should we talk about God's commandments and His Word?  
When we sit at home, walk the road, say goodnight, and wake up.

### LISTEN, ANSWER AND PRACTICE

Direct the students to listen to the UNIT SONG to answer two application questions with your answers on the board for them to copy. Have the students draw a picture of each answer about putting it into practice!

#### "HERE TO STAY"

#### UNIT SONG DEUTERONOMY 6:6-7

These commandments  
Should not fade away  
But be talked about from day to day  
And the miracles  
Renewed today  
Should be written on your hearts this way:  
Here to stay

Talk about them  
When you sit at home  
They remind you when you walk the road  
Talk about them  
When you say goodnight  
And remember from the time you rise

Like the moment God's people  
Crossed the Red Sea  
And the hour Ten Commandments  
Came to be  
They are written on my heart to  
Remind me  
To never forget His decrees



### BIBLE STORY MEMORY Exodus 12:14

"This is a day you are to commemorate; for the generations to come you shall celebrate it as a festival to the Lord."



### UNIT MEMORY Deuteronomy 6:6-7

These commandments that I give you today are to be upon your hearts. Talk about them when you sit at home and when you walk along the road, when you lie down and when you get up.





### Exodus 14 Crossing the Red Sea.

While the Israelites were excited to finally be leaving Egypt, Pharaoh and his officials were upset that they had lost their slaves. So Pharaoh assembled his best chariots, fastest horses, and strongest fighters to rush out of Egypt to chase down and bring back the Israelites. The Israelites saw the Egyptian army coming, so in fear they complained that Moses had brought them out to the desert to die! They lost their trust in God to protect them. But God told Moses to lead the people to the Red Sea and to stretch his staff over the sea. God would miraculously divide the water so that the people could cross the sea on dry ground.

As soon as Moses obeyed, the water of the Red Sea parted up on both sides, like walls. The Israelites walked across the Red Sea on the sand of the sea floor. When Pharaoh saw how the Israelites were escaping, he commanded his army to follow them, but as soon as they were getting closer, their chariot wheels began to fall off. When the last Israelite was safe across the Red Sea, Moses raised his staff again and the water went back to how it was, eliminating the path through the sea! The entire Egyptian army died once the waters flowed back and crushed them. God had delivered the Israelites from Pharaoh and from slavery in Egypt for good!



### BIBLE STORY MEMORY Exodus 14:13

"Do not be afraid. Stand firm and you will see the deliverance the Lord will bring you today."



**MIGHTY MOUNTAIN II**  
Adventures in the Triumph of God's Son

**UNIT 2 LESSON 3 DAY 2**

**ACTIVITIES**

**DRY GROUND**

Think about the Bible story or key passage and then answer the questions below using a complete sentence. You may also discuss your answers with your class.

1. What did Pharaoh do when he changed his mind about letting the Israelites go? \_\_\_\_\_
2. What did some of the Israelites say when they thought they were going to be caught by the Egyptians? \_\_\_\_\_
3. Why did Pharaoh's army seem so powerful? \_\_\_\_\_
4. Who was more powerful, Egypt or God? Why? \_\_\_\_\_
5. God made a path to safety for the Israelites. How does God make your path safe? \_\_\_\_\_

**UNIT MEMORY Deuteronomy 6:6**  
These commandments that I give you today are to be upon your hearts.

**LESSON SETTING:** The Israelites felt doomed when Pharaoh's army descended. But God parted the waters of the Red Sea so they could escape. He brought the waters down on Pharaoh's army, proving that it did not matter that Pharaoh's army was stronger than the Israelites, for God was strongest of all.

### DRY GROUND

After reviewing the Bible Story, direct the students to think about the story and then answer the questions using a complete sentence. Have the students discuss their answers.

#### ANSWER IDEAS

1. What did Pharaoh do when he changed his mind about letting the Israelites go?  
*Pharaoh decided to chase the Israelites into the desert to try to keep them as slaves in his workforce.*
2. What did some of the Israelites say when they thought they were going to be caught by the Egyptians?  
*When the Israelites saw Pharaoh and his army coming after them, some lost their faith in God and complained that Moses brought them into the desert to die.*
3. Why did Pharaoh's army seem so powerful?  
*Pharaoh's army seemed powerful and unbeatable because it was so large and had a seemingly endless supply of soldiers and mighty chariots.*
4. Who was more powerful, Egypt or God? Why?  
*God was more powerful than Egypt because He is the Maker of heaven and earth and is stronger than any earthly kingdom.*
5. God made a path to safety for the Israelites. How does God make your path safe?  
*Answers will vary.*



### UNIT MEMORY Deuteronomy 6:6-7

These commandments that I give you today are to be upon your hearts. Talk about them when you sit at home and when you walk along the road, when you lie down and when you get up.



## APPLICATION



### OBSTACLES

An obstacle is something that gets in the way of an accomplishment. The Red Sea was an obstacle to God's people escaping the Egyptians, but God got them through it! After reviewing the Bible Story, direct the students to write how God can remove the obstacles pictured below.



Sickness: God can use doctors and loved ones to care for us.



Loneliness: God can help bring new friends into my life.



Fighting: God can help me become unselfish and cooperative.

UNIT 2 LESSON 3 MIGHTY MOUNTAIN I Adventures in the Proof of God's Authority DAY 3 APPLICATION

**OBSTACLES**  
An obstacle is something that gets in the way of an accomplishment. The Red Sea was an obstacle to God's people escaping the Egyptians, but God got them through it! Write how God can remove the obstacles pictured below. Example: With sickness, God can use doctors and loved ones to care for us.

**BIBLE STORY MEMORY Exodus 14:13**  
"Do not be afraid. Stand firm and you will see the deliverance the Lord will bring you today."

### LESSON 3 LEARNING POINTS

- Our response to obstacles should be to trust God.
- God defeated sin, our biggest obstacle, through Jesus!

### BIBLE STORY MEMORY Exodus 14:13

"Do not be afraid. Stand firm and you will see the deliverance the Lord will bring you today."



## SONG LYRICS



UNIT 2 LESSON 3 MIGHTY MOUNTAIN II Adventures in the Triumph of God's Son DAY 4 SONG LYRICS

**LISTEN, CIRCLE AND WRITE**  
Listen to your BOOSTER SONG and circle your favorite sentence or "line" in the song lyrics. Then, write a sentence below about what your favorite "line" means to you.

**"BAD TO GOOD"**  
WINNER: BOB  
You're all hey ...  
What about the evil things in the world today?  
And I'm all hey ...  
Talk to Joseph 'cause the ball never bounced his way  
And you're all hey ...  
Life ain't fair, is this the way it's really supposed to be?  
And I'm all reminding you of Joseph from the b-i-b-l-e  
So break it down with me ...

**UNIT MEMORY Deuteronomy 6:6**  
These commandments that I give you today are to be upon your hearts.



Answers will vary.

### LISTEN, CIRCLE AND WRITE

Direct the students to listen to the BOOSTER SONG and circle their favorite sentence or "line" in the song lyrics. Discuss their choices as a class. Have the students write a sentence about what their favorite "line" means.

### "BAD TO GOOD"

#### BOOSTER SONG ROMANS 8:28

You're all hey ...  
What about the evil things in the world today?  
And I'm all hey ...  
Talk to Joseph 'cause the ball never bounced his way  
And you're all hey ...  
Life ain't fair, is this the way it's really supposed to be?  
And I'm all reminding you of Joseph from the b-i-b-l-e  
So break it down with me ...

Joseph took a little tumble in a pit one day, hit the bottom when his brothers tried to hide him away, Father was betrayed, brothers sold him as a slave, ran from sin but couldn't win was thrown in prison anyway, Pharaoh called to say, "Tell my dreams with no delay", Jo' was clear for all to hear that only God could lead the way, when he saved the day, Pharaoh put him on display, in the end forgave his brothers face to face and they could hear him say ...

From bad to good in all things  
God works for good in all things  
What's meant for evil God turns it around  
From bad to good, yeah  
From bad to good in all things  
God works for good in all things  
For those who love Him  
Who have been called  
From big to small  
He turns it all  
From Bad to good!

### UNIT MEMORY Deuteronomy 6:6-7

These commandments that I give you today are to be upon your hearts. Talk about them when you sit at home and when you walk along the road, when you lie down and when you get up.





**BIBLE STORY**



**Exodus 20 The Ten Commandments.**  
Just as rules are made to keep us and others safe, such as rules in our classroom and in our homes, God gave the Israelites rules called the Ten Commandments. The commandments were given for God's people to live in harmony with God and with each other, so disobeying a commandment is called sin. God gave Moses the commandments on a mountaintop and Moses shared them with the Israelites.

1. "You shall have no other gods before me." We should love the one true God only.
2. "You shall not make for yourself an idol." We should not love anything more than God.
3. "You shall not misuse the name of the Lord your God." We are not to swear by God's name over something untrue or to use God's name as a bad word.
4. "Remember the Sabbath day by keeping it holy." God wanted the Israelites to rest on that day.
5. "Honor your father and your mother, so that you may live long in the land the Lord your God is giving you." This is the commandment with a promise!
6. "You shall not murder." We should never take a life that God has created.
7. "You shall not commit adultery." A husband or wife cannot be unfaithful by loving another.
8. "You shall not steal." We should never take what is not ours.
9. "You shall not give false testimony." We are to always tell the truth with a pure heart.
10. "You shall not covet." We should not be jealous or unhappy when others have more than us.

**MIGHTY MOUNTAIN I**  
Adventures in the Proof of God's Authority  
**LESSON 4**  
**DAY 1 BIBLE STORY**

**Loving God**  
Unscramble the 3 key words below from the Bible Story.

**rules** \_\_\_\_\_  
**idols** \_\_\_\_\_  
**noah** \_\_\_\_\_

**Exodus 20 The Ten Commandments.**  
Just as rules are made to keep us and others safe, such as rules in our classrooms and in our homes, God gave the Israelites rules called the Ten Commandments. The commandments were given for God's people to live in harmony with God and with each other, so disobeying a commandment is called sin. God gave Moses the commandments on a mountaintop and Moses shared them with the Israelites.

1. "You shall have no other gods before me." We should love the one true God only.  
2. "You shall not make for yourself an idol." We should not love anything more than God.  
3. "You shall not misuse the name of the Lord your God." We are not to swear by God's name over something untrue or to use God's name as a bad word.  
4. "Remember the Sabbath day by keeping it holy."

God wanted the Israelites to rest on that day.  
5. "Honor your father and your mother, so that you may live long in the land the Lord your God is giving you." This is the commandment with a promise!  
6. "You shall not murder." We should never take a life that God has created.  
7. "You shall not commit adultery." A husband or wife cannot be unfaithful by loving another.  
8. "You shall not steal." We should never take what is not ours.  
9. "You shall not give false testimony." We are to always tell the truth with a pure heart.  
10. "You shall not covet." We should not be jealous or unhappy when others have more than us.

**BIBLE STORY MEMORY Exodus 20:2-3**  
"I am the Lord your God, who brought you out of Egypt ... You shall have no other gods before me."

**WORD SCRAMBLE**  
After reading the Bible Story, direct the students to unscramble the three key words, and then discuss the words with them.  
**Answers: rules, idols, honor**

**BIBLE STORY Q & A**  
Q: What are the 10 commandments?  
**A: God's holy and chosen rules to live by.**

Q: What is the first commandment?  
**A: You shall have no other Gods before Me.**

**BIBLE STORY MEMORY Exodus 20:2-3**  
"I am the Lord your God, who brought you out of Egypt ... You shall have no other gods before me."



**ACTIVITIES**



**MIGHTY MOUNTAIN II**  
Adventures in the Triumph of God's Son  
**LESSON 4**  
**DAY 2 ACTIVITIES**

**THE TEN COMMANDMENTS**  
Think about the Bible story or key passage and then answer the questions below using a complete sentence. You may also discuss your answers with your class.

1. Which commandment is one you have heard before? \_\_\_\_\_
2. Which commandment is one that you just learned? \_\_\_\_\_
3. Which commandment gives a promise? What is the promise? \_\_\_\_\_
4. What is not obeying a commandment called? \_\_\_\_\_
5. How do the commandments keep us safe? Why does God want us to be safe? \_\_\_\_\_

**UNIT MEMORY Deuteronomy 6:6**  
These commandments that I give you today are to be upon your hearts.

**LESSON SETTING:** God gave the Ten Commandments to the people as part of His covenant with them. God would give them land, and they would obey God's laws. The Fourth Commandment, "Remember the Sabbath day by keeping it holy," was the sign of the covenant (Exodus 31:13). That is, instead of signing their names on a contract, they rested one day a week. Because resting one day a week is good for us, many Christians rest and focus on God on Sundays (Mark 2:27; Colossians 2:16)..

**THE TEN COMMANDMENTS**  
After reviewing the Bible Story, direct the students to think about the story and then answer the questions using a complete sentence. Have the students discuss their answers.

- ANSWER IDEAS**
1. Which commandment is one you have heard before?  
**Answers will vary**
  2. Which commandment is one that you just learned?  
**Answers will vary**
  3. Which commandment gives a promise? What is the promise?  
**Honoring our father and mother is a commandment that promises long life.**
  4. What is not obeying a commandment called?  
**Not obeying a commandment is called "sin" or "falling short."**
  5. How do the commandments keep us safe? Why does God want us to be safe?  
**The commandments show us how to live and obey God, Who created us and knows what is best for us. God's commandments remind us how to walk the right road.**

**UNIT MEMORY Deuteronomy 6:6-7**  
These commandments that I give you today are to be upon your hearts. Talk about them when you sit at home and when you walk along the road, when you lie down and when you get up.







### COMMANDMENT MATCH

Re-read the Bible Story to see the 10 commandments that were given. After reviewing the Bible Story, direct the students to match the commandment number to its commandment and then discuss with their class the matches and the meaning of the commandments.

- |     |   |
|-----|---|
| 1.  | Do not use God's name as a bad word.                      |
| 2.  | Do not be married and have a boyfriend or girlfriend too. |
| 3.  | Do not steal.   |
| 4.  | Rest on the Sabbath.                                      |
| 5.  | Do not murder.  |
| 6.  | Do not lie.   |
| 7.  | Do not covet.   |
| 8.  | Worship the true God, not an idol.                        |
| 9.  | Do not have other gods before God.                        |
| 10. | Obey your parents.  |

UNIT 2 LESSON 4  
MIGHTY MOUNTAIN I  
Adventures in the Proof of God's Authority  
DAY 3 APPLICATION

**COMMANDMENT MATCH**  
Re-read the Bible Story to see the 10 commandments that were given. Next, match the commandment number to its commandment and then discuss with your class your matches and the meaning of the commandments.

- Do not use God's name as a bad word.
- Do not be married and have a boyfriend or girlfriend too.
- Do not steal.
- Rest on the Sabbath.
- Do not murder.
- Do not lie.
- Do not covet.
- Worship the true God, not an idol.
- Do not have other gods before God.
- Obey your parents.

**BIBLE STORY MEMORY Exodus 20:2-3**  
"I am the Lord your God, who brought you out of Egypt ... You shall have no other gods before me."

### LESSON 4 LEARNING POINTS

- We should love God's commandments from our hearts.
- God's commandments remind us to be obedient to Him.

### BIBLE STORY MEMORY Exodus 20:2-3

"I am the Lord your God, who brought you out of Egypt ... You shall have no other gods before me."



UNIT 2 LESSON 4  
MIGHTY MOUNTAIN II  
Adventures in the Triumph of God's Son  
DAY 4 SONG LYRICS

**LISTEN, ANSWER AND PRACTICE**  
Listen to your BOOSTER SONG to answer two application questions below. Your teacher will help with answers. Then, draw a "mini" picture of each answer to think about putting it into practice!

**Q. In the end, what did Joseph do to his brothers who betrayed him?**

**Q. What does God turn around from bad to good?**

**"BAD TO GOOD" BOOSTER SONG**  
You're all hey ...  
What about the evil things in the world today?  
And I'm all hey ...  
Talk to Joseph 'cause the ball never bounced his way  
And you're all hey ...  
Life ain't fair, is this the way it's really supposed to be?  
And I'm all reminding you of Joseph from the b-i-b-l-e  
So break it down with me ...

**UNIT MEMORY Deuteronomy 6:6**  
These commandments that I give you today are to be upon your hearts.



- Q. In the end, what did Joseph do to his brothers who betrayed him?  
Forgave them face-to-face (rather than take revenge on them).
- Q. What does God turn around from bad to good?  
What's meant for evil (all that goes against the will of God).

### LISTEN, ANSWER AND PRACTICE

Direct the students to listen to the BOOSTER SONG to answer two application questions with your answers on the board for them to copy. Have the students draw a picture of each answer about putting it into practice!

### "BAD TO GOOD"

#### BOOSTER SONG

#### ROMANS 8:28

You're all hey ...  
What about the evil things in the world today?  
And I'm all hey ...  
Talk to Joseph 'cause the ball never bounced his way  
And you're all hey ...  
Life ain't fair, is this the way it's really supposed to be?  
And I'm all reminding you of Joseph from the b-i-b-l-e  
So break it down with me ...

Joseph took a little tumble in a pit one day,  
hit the bottom when his brothers tried to hide him away,  
Father was betrayed, brothers sold him as a slave,  
ran from sin but couldn't win was thrown in prison anyway,  
Pharaoh called to say, "Tell my dreams with no delay",  
Jo' was clear for all to hear that only God could lead the way,  
when he saved the day,  
Pharaoh put him on display, in the end forgave his brothers face to face  
and they could hear him say ...

From bad to good in all things  
God works for good in all things  
What's meant for evil God turns it around  
From bad to good, yeah  
From bad to good in all things  
God works for good in all things  
For those who love Him  
Who have been called  
From big to small  
He turns it all  
From Bad to good!

### UNIT MEMORY Deuteronomy 6:6-7

These commandments that I give you today are to be upon your hearts. Talk about them when you sit at home and when you walk along the road, when you lie down and when you get up.





### UNIT TEACHER PREP

#### BIBLE PASSAGE

##### Joshua 1:9

"Have I not commanded you? Be strong and courageous. Do not be terrified; do not be discouraged, for the LORD your God will be with you wherever you go."

#### BIBLE SUMMARY

In this unit, God calls godly leaders to help people know Him. First, Joshua leads the Israelites after Moses's death. Next, Elisha helps people who want to know God. Then, Isaiah prophesies about a coming exile, a future righteous king, and a suffering servant. And young King Josiah leads a revival.



**LESSON 1**  
**THE PIONEER (JOSHUA 1; 6)**

**LESSON TARGET:** Learn how God called Joshua to win the battle of Jericho.

**LESSON SETTING:** When God told Abraham that He would give his descendants the land of Canaan, He said it would be after 400 years. This was because the people had not yet sinned enough to be driven out (Genesis 15:13–16). God commanded the Israelites to drive out all of the people lest the Canaanites teach them to do things God commanded the Israelites not to do, such as sacrificing children to their gods. The Canaanites heard about God's miraculous delivery of the people (Joshua 2:8–11).

---

**LESSON 2**  
**THE PROPHET (2 KINGS 4:1–37)**

**LESSON TARGET:** Learn how God used Elisha to care for a widow and a bereft mother.

**LESSON SETTING:** Israel split in two: Israel (Israelites) and Judah (Jews). Israel abandoned God right away, so God sent two prophets: first Elijah (whom we'll read about in the next unit) and then his helper, Elisha. They were tasked with showing Israel that God was the true God. After Elijah ascended to heaven, Elisha led their company of prophets. In those days, if a family could not pay bills, the family members became indentured servants until they paid off the bills. In this lesson, Elisha helps a widow with unpaid bills.

---

**LESSON 3**  
**THE PRIORITY (2 KINGS 22–23)**

**LESSON TARGET:** Learn how Josiah restored obedience to the Book of the Law.

**LESSON SETTING:** Elijah and Elisha brought a religious revival to Israel, but it did not last. About a century later, the prophet Isaiah announced that God would exile Israel. As Isaiah prophesied, Assyria destroyed Israel in 720 BC. Many Israelites fled south to Judah. There they learned about God from the priests at God's temple. Isaiah warned Judah her exile was coming too. While some kings refused to listen to prophets, young Josiah did. But he was the last godly king. God exiled Judah in 586 BC.

---

**LESSON 4**  
**THE PROMISE (ISAIAH 53:1–7, THANKSGIVING)**

**LESSON TARGET:** Understand that Isaiah prophesied about a future suffering servant (Jesus).

**LESSON SETTING:** When Isaiah prophesied that God would exile Judah, he also promised that the Lord would bring the people back and send a king who would rule forever (Isaiah 9:6–7). Isaiah also prophesied about a suffering servant who would take away people's sins. Then the people could finally be righteous.

### UNIT CRAFT IDEAS

**LESSON 1 CRAFT**

**INSTRUCTIONS:** Create a "Before and After" Jericho. Cut out one wall and glue onto a larger paper and write "Before" over it. Then, cut out another wall, tear it apart, glue it next to the other wall, and write "After" above it.

**SUPPLIES NEEDED:** Two paper copies of the wall, larger paper, scissors, glue.

*(Use the supplied Craft PDF to print the student sheets.)*

**LESSON 2 CRAFT**

**INSTRUCTIONS:** Cut a paper plate in half. Color or paint one half to look like a basket. Use the other half to create a handle for the basket and glue it on. Cut out the bread and fill the basket.

**SUPPLIES NEEDED:** Paper plate, paint, crayons, scissors, glue.

*(Use the supplied Craft PDF to print the student sheets.)*

**LESSON 3 CRAFT**

**INSTRUCTIONS:** Cut out the scroll paper. Write one of your favorite Bible verses on the paper. Tape or glue craft sticks to the sides and roll it up as a scroll.

**SUPPLIES NEEDED:** Markers, tape, glue, craft sticks. Optional: Use larger craft sticks for a larger scroll.

*(Use the supplied Craft PDF to print the student sheets.)*

**LESSON 4 CRAFT**

**INSTRUCTIONS:** Color and cut out the sheep. Glue on cotton balls. Attach the sheep to large paper tube or a craft stick. Tell about how we are no longer lost sheep because of Jesus.

**SUPPLIES NEEDED:** Paper tube, craft sticks, scissors, glue, cotton balls.

*(Use the supplied Craft PDF to print the student sheets.)*



## BIBLE STORY



**Joshua 1; 6 The battle of Jericho.**  
After Moses died and the Israelites wandered in the desert for 40 years after leaving Egypt, God told Joshua to lead them into the promised land. There were people living there, but some had left because they heard how God parted the Red Sea and knew He had promised the land to the Israelites. So God told the Israelites to be strong and courageous because he would be with them, and then He gave them a sign. God parted the Jordan River's waters so they could pass through it, and then sent them to a big city called Jericho. The people inside did not leave because they knew their large walls would protect them from their enemies.

But the Lord told Joshua how to defeat Jericho, so he commanded his army and priests to do just what God instructed. On the first day, Joshua's army, seven priests with trumpets, and priests carrying the ark of the Lord walked around the city. The priests blew the trumpets and went back to their camp. They did this each day for six days. On the seventh day, they walked around the city seven times, and when the priests blew the trumpets the seventh time, all the men shouted! With a loud rumble, the ground shook and the walls of Jericho tumbled down! The Israelites took over the city and defeated Jericho!

UNIT 3 LESSON 1 DAY 1 BIBLE STORY

**The Pioneer**  
Unscramble the 3 key words below from the Bible Story.

chojeri \_\_\_\_\_  
lawsl \_\_\_\_\_  
triessp \_\_\_\_\_

**Joshua 1: 6 The battle of Jericho.**  
After Moses died and the Israelites wandered in the desert for 40 years after leaving Egypt, God told Joshua to lead them into the promised land. There were people living there, but some had left because they heard how God parted the Red Sea and knew He had promised the land to the Israelites. So God told the Israelites to be strong and courageous because he would be with them, and then He gave them a sign. God parted the Jordan River's waters so they could pass through it, and then sent them to a big city called Jericho. The people inside did not leave because they knew their large walls would protect them from their enemies.

But the Lord told Joshua how to defeat Jericho, so he commanded his army and priests to do just what God instructed. On the first day, Joshua's army, seven priests with trumpets, and priests carrying the ark of the Lord walked around the city. The priests blew the trumpets and went back to their camp. They did this each day for six days. On the seventh day, they walked around the city seven times, and when the priests blew the trumpets the seventh time, all the men shouted! With a loud rumble, the ground shook and the walls of Jericho tumbled down! The Israelites took over the city and defeated Jericho!

**BIBLE STORY MEMORY Joshua 1:6**  
"Be strong and courageous, because you will lead these people to inherit the land I swore to their forefathers."

**WORD SCRAMBLE**  
After reading the Bible Story, direct the students to unscramble the three key words, and then discuss the words with them.  
**Answers:** Jericho, walls, priests

**BIBLE STORY Q & A**  
Q: What did the Israelites face moving into the promised land?  
A: **There were already people living there.**  
Q: How did Joshua and the Israelites defeat Jericho?  
A: **They followed God's instructions to march around the city.**



**BIBLE STORY MEMORY Joshua 1:6**  
"Be strong and courageous, because you will lead these people to inherit the land I swore to their forefathers."

## ACTIVITIES



UNIT 3 LESSON 1 DAY 2

**ACTIVITIES**

**THE BATTLE PLAN**  
Think about the Bible story or key passage and then answer the questions below using a complete sentence. You may also discuss your answers with your class.

1. Who was the new leader of the Israelites? \_\_\_\_\_  
The new leader of the Israelites after Moses was Joshua.

2. Who told Joshua the battle plan to take Jericho? \_\_\_\_\_  
God told Joshua His battle plan to take the city of Jericho.


3. How many days did they walk quietly? \_\_\_\_\_  
The Israelites walked quietly for six days.

4. How did the Israelites bring down the walls of Jericho? \_\_\_\_\_  
The Israelites brought down the walls of Jericho by obeying God's plan and marching around the city seven times on the seventh day.

5. God told Joshua to be strong and courageous. How can you be the same for God? \_\_\_\_\_  
Answers will vary.

**UNIT MEMORY Joshua 1:9**  
"Do not be discouraged, for the Lord your God will be with you wherever you go."

**LESSON SETTING:** When God told Abraham that He would give his descendants the land of Canaan, He said it would be after 400 years. This was because the people had not yet sinned enough to be driven out (Genesis 15:13-16). God commanded the Israelites to drive out all of the people lest the Canaanites teach them to do things God commanded the Israelites not to do, such as sacrificing children to their gods. The Canaanites heard about God's miraculous delivery of the people (Joshua 2:8-11).



**UNIT MEMORY Joshua 1:9**  
"Have I not commanded you? Be strong and courageous. Do not be terrified; do not be discouraged, for the Lord your God will be with you wherever you go."





### STRONG AND COURAGEOUS

God told Joshua and the Israelites to be "strong and courageous." After reviewing the Bible Story, ask the students in which areas of their lives they need to be strong and courageous in the Lord, and direct them to list their ideas and share with the class. Use the answer ideas to help the students.

## WAYS

I NEED TO BE...

ANSWER IDEAS

### STRONG IN THE LORD

Pray more

Memorize new verses

Worship with a pure heart

Ask for God's forgiveness

### COURAGEOUS IN THE LORD

Obey God even when it is hard

Stand up for fellow Christians

Share Christ even amid opposition

Be truthful when friends do wrong

UNIT 3 LESSON 1 DAY 3 APPLICATION

**STRONG AND COURAGEOUS**

God told Joshua and the Israelites to be "strong and courageous." In which areas of your life do you need to be strong and courageous in the Lord? List your ideas and share with the class.

**WAYS I NEED TO BE...**

STRONG IN THE LORD	COURAGEOUS IN THE LORD

**BIBLE STORY MEMORY Joshua 1:6**

"Be strong and courageous, because you will lead these people to inherit the land I swore to their forefathers."

## LESSON 1 LEARNING POINTS

- Our strength to overcome challenges must come from the Lord.
- We can be courageous by trusting God to fight for us!



### BIBLE STORY MEMORY Joshua 1:6

"Be strong and courageous, because you will lead these people to inherit the land I swore to their forefathers."



UNIT 3 LESSON 1 DAY 4 SONG LYRICS

**LISTEN, STOP, WRITE & DISCUSS**

Listen to your UNIT SONG and say "STOP" when you hear the words below. Each time, repeat the "Say:" sentence and copy the definition from the board on the lines provided.

**stranded**  
Say: "Has God left us stranded for even a day?"

**courageous**  
Say: "Be strong and courageous. Do not be afraid!"

**restored**  
Say: "God gave Josiah the lost Word to be restored."

**IT'S A GO!**

Have I not commanded you today?  
I'm here to turn your enemies away  
And have I left you stranded for a day?  
I'm here to tell you not to be afraid  
So do not shrink back or delay  
For my strength will be on display

It's a go!  
I will give the command  
To be strong and courageous to stand  
It's a go!  
I have made this demand  
To be strong and secure in My hand  
For I will oppose every foe  
The moment you know it's a go!

I gave ...  
Joshua the city of Jericho  
Elisha the strength to revive  
Josiah the lost Word to be restored  
Being one step ahead all the while

**UNIT MEMORY Joshua 1:9**

"Do not be discouraged, for the Lord your God will be with you wherever you go."

### stranded

Say: "Has God left us **stranded** for even a day?"

Definition: Left without assistance.

### courageous

Say: "Be strong and **courageous**. Do not be afraid!"

Definition: Brave beyond danger or pain.

### restored

Say: "God gave Josiah the lost Word to be **restored**."

Definition: Brought back to its right place.

### LISTEN, STOP, WRITE & DISCUSS

Direct the students to listen to the UNIT SONG and say "STOP" at the three key words. Have them repeat the "Say:" sentence together. Write each definition for the students to copy on the lines provided and discuss.

### "IT'S A GO"

UNIT SONG  
JOSHUA 1:9

Have I not commanded you today?  
I'm here to turn your enemies away  
And have I left you stranded for a day?  
I'm here to tell you not to be afraid  
So do not shrink back or delay  
For my strength will be on display

It's a go!

I will give this command  
To be strong and courageous to stand  
It's a go!

I have made this demand  
To be strong and secure in My hand  
For I will oppose every foe  
The moment you know it's a go!

I gave ...

Joshua the city of Jericho  
Elisha the strength to revive  
Josiah the lost Word to be restored  
Being one step ahead all the while

### UNIT MEMORY Joshua 1:9

"Have I not commanded you? Be strong and courageous. Do not be terrified; **do not be discouraged, for the Lord your God will be with you wherever you go.**"





## BIBLE STORY



### 2 Kings 4 Elisha is used by God.

The adventures of Elisha the prophet came after Elijah, but Elisha's story is told here first because just as God used his group of prophets to reveal the true God to Israel, God also used Josiah to reveal to Israel the true word of God in the next story. One day, a prophet's wife told Elisha that since she could not pay her bills after her husband died, creditors threatened to take her two boys as slaves. So Elisha sent her to her neighbors' houses to gather empty jars and to pour oil into each one. She poured and poured and the oil did not run out until the last jar! She sold the jars of oil, paid her debts, and her sons were safe.

Later, a rich woman from Shunem invited Elisha to a family meal. The woman knew Elisha was from God, so she decided to make a room on her roof so that Elisha could stay when he came by. Elisha asked what he could do for her, and his helper found out the woman had no son. Elisha told her that within a year she would have a son, and the next year she actually gave birth! Years later, the boy suddenly died, so the woman rode out to see Elisha. Elisha's helper could not heal the boy, so when Elisha returned, he and his helper prayed and Elisha stretched out over the boy. The boy sneezed seven times and came back to life!

UNIT 3 LESSON 2 DAY 1 BIBLE STORY

The Prophet  
Unscramble the 3 key words below from the Bible Story.

valess \_\_\_\_\_  
uroped \_\_\_\_\_  
neves \_\_\_\_\_

2 Kings 4 Elisha is used by God.  
The adventures of Elisha the prophet came after Elijah, but Elisha's story is told here first because just as God used his group of prophets to reveal the true God to Israel, God also used Josiah to reveal to Israel the true word of God in the next story. One day, a prophet's wife told Elisha that since she could not pay her bills after her husband died, creditors threatened to take her two boys as slaves. So Elisha sent her to her neighbors' houses to gather empty jars and to pour oil into each one. She poured and poured and the oil did not run out until the last jar! She sold the jars of oil, paid her debts, and her sons were safe.

Later, a rich woman from Shunem invited Elisha to a family meal. The woman knew Elisha was from God, so she decided to make a room on her roof so that Elisha could stay when he came by. Elisha asked what he could do for her, and his helper found out the woman had no son. Elisha told her that within a year she would have a son, and the next year she actually gave birth! Years later, the boy suddenly died, so the woman rode out to see Elisha. Elisha's helper could not heal the boy, so when Elisha returned, he and his helper prayed and Elisha stretched out over the boy. The boy sneezed seven times and came back to life!

BIBLE STORY MEMORY 2 Kings 4:13  
Elisha said to him, "Tell her, 'You have gone to all this trouble for us. Now what can be done for you?'"

### WORD SCRAMBLE

After reading the Bible Story, direct the students to unscramble the three key words, and then discuss the words with them.

Answers: slaves, poured, seven

### BIBLE STORY Q & A

- Q: What did Elisha do so the woman could keep her sons?  
A: Told her to gather jars and fill them with oil.
- Q: What miracle did Elisha do for the Shunammite woman's son?  
A: He raised the boy from the dead.

### BIBLE STORY MEMORY 2 Kings 4:13

Elisha said to him, "Tell her, 'You have gone to all this trouble for us. Now what can be done for you?'"



## ACTIVITIES



UNIT 3 LESSON 2 DAY 2 ACTIVITIES

RAISED TO LIFE  
Think about the Bible story or key passage and then answer the questions below using a complete sentence. You may also discuss your answers with your class.

1. What is a creditor? \_\_\_\_\_
2. Why was the creditor going to make the boys slaves? \_\_\_\_\_
3. What did the Shunammite woman do for Elisha? \_\_\_\_\_
4. What did the boy do right before he was raised to life? \_\_\_\_\_
5. How can you care for your friends when they need help? \_\_\_\_\_

UNIT MEMORY Joshua 1:9  
"Do not be discouraged, for the Lord your God will be with you wherever you go."

LESSON SETTING: Israel split in two: Israel (Israelites) and Judah (Jews). Israel abandoned God right away, so God sent two prophets: first Elijah (whom we'll read about in the next unit) and then his helper, Elisha. They were tasked with showing Israel that God was the true God. After Elijah ascended to heaven, Elisha led their company of prophets. In those days, if a family could not pay bills, the family members became indentured servants until they paid off the bills. In this lesson, Elisha helps a widow with unpaid bills.



### UNIT MEMORY Joshua 1:9

"Have I not commanded you? Be strong and courageous. Do not be terrified; do not be discouraged, for the Lord your God will be with you wherever you go."

### RAISED TO LIFE

After reviewing the Bible Story, direct the students to think about the story and then answer the questions using a complete sentence. Have the students discuss their answers.

### ANSWER IDEAS

1. What is a creditor?  
A creditor is a person you owe money to.
2. Why was the creditor going to make the boys slaves?  
The creditor was going to make the boys slaves so they could work off the money owed since the mother had no money to pay him with.
3. What did the Shunammite woman do for Elisha?  
The Shunammite woman built an extra room on her house for Elisha and his helper.
4. What did the boy do right before he was raised to life?  
The boy sneezed seven times before he was raised to life.
5. How can you care for your friends when they need help?  
Answers will vary.



# APPLICATION



### CALLED BY GOD

The Shunammite woman knew Elisha was a special man called by God, so she built an extra room to take care of him. After reviewing the Bible Story, ask the students who some special people called by God are today, and direct them to list them with their class and write a prayer that can uplift them.

#### SPECIAL PEOPLE CALLED BY GOD

Pastors, church workers

Missionaries

Evangelists

All in workforce who serve the Lord

#### A PRAYER FOR SPECIAL PEOPLE CALLED BY GOD

Answers will vary.

### LESSON 2 LEARNING POINTS

- God chooses pastors to guide His people.
- We can serve God by taking care of those He calls to guide us!

### BIBLE STORY MEMORY 2 Kings 4:13

Elisha said to him, "Tell her, 'You have gone to all this trouble for us. Now what can be done for you?'"



# SONG LYRICS

### LISTEN, ANSWER AND PRACTICE

Direct the students to listen to the UNIT SONG to answer two application questions with your answers on the board for them to copy. Have the students draw a picture of each answer about putting it into practice!

### "IT'S A GO" UNIT SONG JOSHUA 1:9

Have I not commanded you today?  
I'm here to turn your enemies away  
And have I left you stranded for a day?  
I'm here to tell you not to be afraid  
So do not shrink back or delay  
For my strength will be on display

It's a go!  
I will give this command  
To be strong and courageous to stand  
It's a go!  
I have made this demand  
To be strong and secure in My hand  
For I will oppose every foe  
The moment you know it's a go!

I gave ...  
Joshua the city of Jericho  
Elisha the strength to revive  
Josiah the lost Word to be restored  
Being one step ahead all the while



- Q. What does God not want us to be when facing challenges?  
Afraid (since He promises us that He will be with us wherever we go).
- Q. What kind of strength did God give to Elisha?  
The strength to revive (as he brought the dead son back to life).

### UNIT MEMORY Joshua 1:9

"Have I not commanded you? Be strong and courageous. Do not be terrified; **do not be discouraged, for the Lord your God will be with you wherever you go.**"





## BIBLE STORY



**2 Kings 22-23 Josiah restores obedience.**  
Israel had a revival under Elijah and Elisha, but over time the Israelites' hearts turned from God, so God sent armies in to invade Israel. Many of the Israelites fled to Judah, but there the people had also turned from God and had put idols in God's temple. When a new king named Josiah came into power at only eight years old, he later sent his helpers to the temple, which was being fixed and restored. During the repairs, Josiah's helper found the Book of the Law that Moses had written God's commands in, so he quickly brought it back to Josiah. It warned that if the people stopped following God, He would not let them live in the land!

When King Josiah read it, he was so upset that he tore his clothes! He realized how much sin Israel had committed and gathered his leaders and the people to read aloud the Book of the Law. The people were ashamed of their sin and renewed their covenant and promise with God. King Josiah and all his people promised to obey God and to do exactly what the Book of the Law said. Josiah then destroyed the idols and false gods the people had built all over Judah, and God sent a prophetess to tell Josiah that He would not remove the people from the land in Josiah's lifetime. Josiah had turned to the Lord with all his heart.

UNIT 3 LESSON 3 DAY 1 BIBLE STORY

**The Priority**  
Unscramble the 3 key words below from the Bible Story.

temelp \_\_\_\_\_  
mashade \_\_\_\_\_  
yobe \_\_\_\_\_

**2 Kings 22-23 Josiah restores obedience.**  
Israel had a revival under Elijah and Elisha, but over time the Israelites' hearts turned from God, so God sent armies in to invade Israel. Many of the Israelites fled to Judah, but there the people had also turned from God and had put idols in God's temple. When a new king named Josiah came into power at only eight years old, he later sent his helpers to the temple, which was being fixed and restored. During the repairs, Josiah's helper found the Book of the Law that Moses had written God's commands in, so he quickly brought it back to Josiah. It warned that if the people stopped following God, He would not let them live in the land!

When King Josiah read it, he was so upset that he tore his clothes! He realized how much sin Israel had committed and gathered his leaders and the people to read aloud the Book of the Law. The people were ashamed of their sin and renewed their covenant and promise with God. King Josiah and all his people promised to obey God and to do exactly what the Book of the Law said. Josiah then destroyed the idols and false gods the people had built all over Judah, and God sent a prophetess to tell Josiah that He would not remove the people from the land in Josiah's lifetime. Josiah had turned to the Lord with all his heart.

**BIBLE STORY MEMORY 2 Kings 23:3**  
The king renewed the covenant in the presence of the LORD—to follow the LORD and keep his commands.

**WORD SCRAMBLE**  
After reading the Bible Story, direct the students to unscramble the three key words, and then discuss the words with them.  
**Answers:** temple, ashamed, obey

**BIBLE STORY Q & A**  
Q: What did King Josiah's helpers find in the temple?  
A: **The Book of the Law (God's Word).**

Q: What did King Josiah do when he read the Book of the law?  
A: **Read it to the people, who turned back to God.**



**BIBLE STORY MEMORY 2 Kings 23:3**  
The king renewed the covenant in the presence of the LORD—to follow the LORD and keep his commands.

## ACTIVITIES



UNIT 3 LESSON 3 DAY 2

**ACTIVITIES**

**THE LOST WORD**  
Think about the Bible story or key passage and then answer the questions below using a complete sentence. You may also discuss your answers with your class.

1. What was the Book of the Law? \_\_\_\_\_
2. Why did King Josiah tear his clothes when he read it? \_\_\_\_\_
3. What is a false god? \_\_\_\_\_
4. What is a covenant with God? \_\_\_\_\_
5. Why do you think King Josiah and the people changed what they were doing after they read the Book of the Law? \_\_\_\_\_

**UNIT MEMORY Joshua 1:9**  
"Do not be discouraged, for the Lord your God will be with you wherever you go."

**LESSON SETTING:** Elijah and Elisha brought a religious revival to Israel, but it did not last. About a century later, the prophet Isaiah announced that God would exile Israel. As Isaiah prophesied, Assyria destroyed Israel in 720 BC. Many Israelites fled south to Judah. There they learned about God from the priests at God's temple. Isaiah warned Judah her exile was coming too. While some kings refused to listen to prophets, young Josiah did. But he was the last godly king. God exiled Judah in 586 BC.



**UNIT MEMORY Joshua 1:9**  
"Have I not commanded you? Be strong and courageous. Do not be terrified; **do not be discouraged, for the Lord your God will be with you wherever you go.**"

**THE LOST WORD**  
After reviewing the Bible Story, direct the students to think about the story and then answer the questions using a complete sentence. Have the students discuss their answers.

- ANSWER IDEAS**
1. What was the Book of the Law?  
**The Book of the Law was one of the books of Moses that included commandments.**
  2. Why did King Josiah tear his clothes when he read it?  
**King Josiah tore his clothes because he realized how long they had forgotten God's Word and sinned against Him.**
  3. What is a false god?  
**A false god is a man-made god that has no power and is not real or living.**
  4. What is a covenant with God?  
**A covenant with God is a promise to Him, such as promising to keep His Word.**
  5. Why do you think King Josiah and the people changed what they were doing after they read the Book of the Law?  
**Answers will vary.**




## APPLICATION



### CHANGED BY THE BOOK

When King Josiah read the Book of the Law, it changed his life. After reviewing the Bible Story, ask the students how knowing God and His holy Word (the Bible) has changed their attitudes and the choices they make. Then direct them to write down their thoughts, and if comfortable, to share them.

Answers will vary.



**UNIT 3 LESSON 3**  
**MIGHTY MOUNTAIN I**  
Adventures in the Proof of God's Authority

**DAY 3 APPLICATION**

**CHANGED BY THE BOOK**  
When King Josiah read the Book of the Law, it changed his life. How has knowing God and His holy Word (the Bible) changed your attitude and the choices you make? Write down your thoughts.

**BIBLE STORY MEMORY 2 Kings 23:3**  
The king renewed the covenant in the presence of the LORD—to follow the LORD and keep his commands.

### LESSON 3 LEARNING POINTS

- God's Word is holy and able to change a person's heart.
- When we align our choices with God's Word we are blessed!



### BIBLE STORY MEMORY 2 Kings 23:3

The king renewed the covenant in the presence of the LORD—to follow the LORD and keep his commands.



## SONG LYRICS

**UNIT 3 LESSON 3**  
**MIGHTY MOUNTAIN II**  
Adventures in the Triumph of God's Son

**DAY 4 SONG LYRICS**

**LISTEN, CIRCLE AND WRITE**  
Listen to your BOOSTER SONG and circle your favorite sentence or "line" in the song lyrics. Then, write a sentence below about what your favorite "line" means to you.

**"BIG ON ME" BOOSTER SONG**  
Say it, two  
Say it, three  
He's so big on me!  
Say it, two  
Say it, three  
He's so big on me!

Nothing comes between us  
Not angels, death or life  
His love is more colossal  
Than the demons, depth or height  
Nothing in creation  
Can take His love away  
So high and low, so deep and wide  
This massive love is here to stay!

**UNIT MEMORY Joshua 1:9**  
"Do not be discouraged, for the Lord your God will be with you wherever you go."



Answers will vary.

---

---

---

---

---

---

---

---

### LISTEN, CIRCLE AND WRITE

Direct the students to listen to the BOOSTER SONG and circle their favorite sentence or "line" in the song lyrics. Discuss their choices as a class. Have the students write a sentence about what their favorite "line" means.

### "BIG ON ME"

#### BOOSTER SONG ROMANS 8:38-39

Say it, two  
Say it, three  
He's so big on me!  
Say it, two  
Say it, three  
He's so big on me!

I dig on the big love of Jesus  
'Cause God digs big on me  
I dig on the big love of Jesus  
Man, it's somethin' to see  
I dig on the big love of Jesus  
'Cause God digs big on me  
I dig on the big love of Jesus  
Man, He suffered for me  
He's so big on me!

Nothing comes between us  
Not angels, death or life  
His love is more colossal  
Than the demons, depth or height  
Nothing in creation  
Can take His love away  
So high and low, so deep and wide  
This massive love is here to stay!



### UNIT MEMORY Joshua 1:9

"Have I not commanded you? Be strong and courageous. Do not be terrified; do not be discouraged, for the Lord your God will be with you wherever you go."



## BIBLE STORY



### Isaiah 53 The future suffering servant (Jesus).

Isaiah was a prophet who told people about Jesus coming to earth 700 years before He actually arrived! This happened when God inspired Isaiah to write about a suffering servant who would die in our place to save us from our sin. This servant would seem like an ordinary man, but He would suffer for the people. So do we know who this servant might be? Joyfully, we know it was Jesus, who suffered and died on the cross for us! Isaiah also let us know this servant would be "pierced for our transgressions (sins)," so do we know who was pierced after His hands and feet were nailed to the cross? It was Jesus, God's Son!

Isaiah wrote more. He added that this servant would be "crushed for our iniquities (sins)" to die for us, and today we know that Jesus died to forgive our sin. He died for us because just as Isaiah spoke of people "like sheep that have gone astray," our Bibles tell us that God sent Jesus as our shepherd to bring us back to Him. Isaiah was used by God to write about the Savior of the world who would die, be buried, and see the "light of life" by rising from the dead! Because of Jesus's death on the cross and then victory over sin and death, we can be forgiven. Thanks to Isaiah, this is something to be thankful about!

### BIBLE STORY MEMORY Isaiah 53:5

He was crushed for our iniquities; the punishment that brought us peace was upon him, and by his wounds we are healed.



## ACTIVITIES



UNIT 3 LESSON 4 DAY 2

### ACTIVITIES

**THE SUFFERING SERVANT**

Think about the Bible story or key passage and then answer the questions below using a complete sentence. You may also discuss your answers with your class.

1. What are iniquities and transgressions? \_\_\_\_\_
2. What did Jesus do on the cross for us? \_\_\_\_\_
3. Did Isaiah's prophecy come true? Who is the prophecy speaking of? \_\_\_\_\_
4. Who are the "sheep" in this prophecy? \_\_\_\_\_
5. How does sin lead us astray and separate us from God? \_\_\_\_\_

**UNIT MEMORY Joshua 1:9**

"Do not be discouraged, for the Lord your God will be with you wherever you go."

### THE SUFFERING SERVANT

After reviewing the Bible Story, direct the students to think about the story and then answer the questions using a complete sentence. Have the students discuss their answers.

#### ANSWER IDEAS

1. What are *iniquities* and *transgressions*?  
Iniquities and transgressions are sins.
2. What did Jesus do on the cross for us?  
Jesus suffered on the cross.
3. Did Isaiah's prophecy come true? Who is the prophecy speaking of?  
Yes, Isaiah's prophecy came true as it spoke of the arrival of Jesus, who lived and suffered and died to rise again!
4. Who are the "sheep" in this prophecy?  
People who are lost in sin without Jesus are the sheep in this prophecy.
5. How does sin lead us astray and separate us from God?  
Answers will vary.

UNIT 3 LESSON 4 DAY 1

### BIBLE STORY

**The Promise (Thanksgiving)**

Unscramble the 3 key words below from the Bible Story.

versant \_\_\_\_\_  
ruffes \_\_\_\_\_  
trayas \_\_\_\_\_

**Isaiah 53 The future suffering servant (Jesus).**

Isaiah was a prophet who told people about Jesus coming to earth 700 years before He actually arrived! This happened when God inspired Isaiah to write about a suffering servant who would die in our place to save us from our sin. This servant would seem like an ordinary man, but He would suffer for the people. So do we know who this servant might be? Joyfully, we know it was Jesus, who suffered and died on the cross for us! Isaiah also let us know this servant would be "pierced for our transgressions (sins)," so do we know who was pierced after His hands and feet were nailed to the cross? It was Jesus, God's Son!

Isaiah wrote more. He added that this servant would be "crushed for our iniquities (sins)" to die for us, and today we know that Jesus died to forgive our sin. He died for us because just as Isaiah spoke of people "like sheep that have gone astray," our Bibles tell us that God sent Jesus as our shepherd to bring us back to Him. Isaiah was used by God to write about the Savior of the world who would die, be buried, and see the "light of life" by rising from the dead! Because of Jesus's death on the cross and then victory over sin and death, we can be forgiven. Thanks to Isaiah, this is something to be thankful about!

**BIBLE STORY MEMORY Isaiah 53:5**

He was crushed for our iniquities; the punishment that brought us peace was upon him, and by his wounds we are healed.

### WORD SCRAMBLE

After reading the Bible Story, direct the students to unscramble the three key words, and then discuss the words with them.

Answers: servant, suffer, astray

### BIBLE STORY Q & A

Q: Who is the suffering servant Isaiah talks about in his prophecy?

A: Jesus, the Son of God.

Q: What are transgressions and iniquities?

A: Our sins.

**LESSON SETTING:** When Isaiah prophesied that God would exile Judah, he also promised that the Lord would bring the people back and send a king who would rule forever (Isaiah 9:6-7). Isaiah also prophesied about a suffering servant who would take away people's sins. Then the people could finally be righteous.



### UNIT MEMORY Joshua 1:9

"Have I not commanded you? Be strong and courageous. Do not be terrified; do not be discouraged, for the Lord your God will be with you wherever you go."

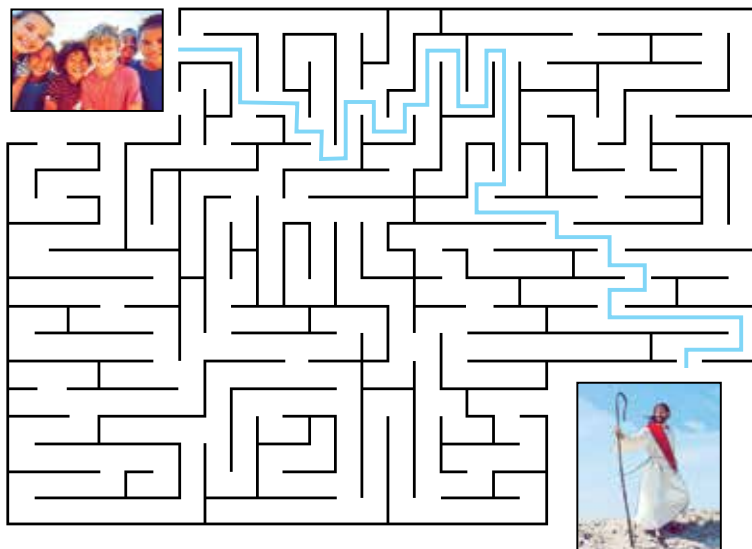


# APPLICATION



### THE WAY BACK TO GOD

Our sin separates us from God. However, God did not leave us stranded without a Savior. In fact, He sent Jesus to give His life on the cross and forgive our sins. After reviewing the Bible Story, direct the students to use the maze, which represents Jesus, to find their way back to God.



UNIT 3 LESSON 4 DAY 3 APPLICATION

**THE WAY BACK TO GOD**

Our sin separates us from God. However, God did not leave us stranded without a Savior. In fact, He sent Jesus to give His life on the cross and forgive our sins. Use the maze, which represents Jesus, to find your way back to God.

**BIBLE STORY MEMORY Isaiah 53:5**  
He was crushed for our iniquities; the punishment that brought us peace was upon him, and by his wounds we are healed.

### LESSON 4 LEARNING POINTS

- God sent a Savior to take away the sins of the world.
- Jesus' died for us to take away the punishment of sin!

### BIBLE STORY MEMORY Isaiah 53:5

He was crushed for our iniquities; the punishment that brought us peace was upon him, and by his wounds we are healed.



# SONG LYRICS

UNIT 3 LESSON 4 DAY 4 SONG LYRICS

**LISTEN, ANSWER AND PRACTICE**

Listen to your BOOSTER SONG to answer two application questions below. Your teacher will help with answers. Then, draw a "mini" picture of each answer to think about putting it into practice!

Q. What comes between God and those who love Him?  
Nothing comes between us (not even angels, death, or life).

Q. What in all creation can take God's love away from those He loves?  
Nothing can separate us from God's love (not even demons, depth, or height).

**"BIG ON ME" BOOSTER SONG**

Say it, two  
Say it, three  
He's so big on me!  
He's so big on me!

I dig on the big love of Jesus  
'Cause God digs big on me  
I dig on the big love of Jesus  
Man, it's somethin' to see  
I dig on the big love of Jesus  
'Cause God digs big on me  
I dig on the big love of Jesus  
Man, He suffered for me  
He's so big on me!

Nothing comes between us  
Not angels, death or life  
His love is more colossal  
Than the demons, depth or height  
Nothing in creation  
Can take His love away  
So high and low, so deep and wide  
This massive love is here to stay!

**UNIT MEMORY Joshua 1:9**  
"Do not be discouraged, for the Lord your God will be with you wherever you go."



- Q. What comes between God and those who love Him?  
Nothing comes between us (not even angels, death, or life).
- Q. What in all creation can take God's love away from those He loves?  
Nothing can separate us from God's love (not even demons, depth, or height).

### LISTEN, ANSWER AND PRACTICE

Direct the students to listen to the BOOSTER SONG to answer two application questions with your answers on the board for them to copy. Have the students draw a picture of each answer about putting it into practice!

### "BIG ON ME" BOOSTER SONG ROMANS 8:38-39

Say it, two  
Say it, three  
He's so big on me!  
Say it, two  
Say it, three  
He's so big on me!

I dig on the big love of Jesus  
'Cause God digs big on me  
I dig on the big love of Jesus  
Man, it's somethin' to see  
I dig on the big love of Jesus  
'Cause God digs big on me  
I dig on the big love of Jesus  
Man, He suffered for me  
He's so big on me!

Nothing comes between us  
Not angels, death or life  
His love is more colossal  
Than the demons, depth or height  
Nothing in creation  
Can take His love away  
So high and low, so deep and wide  
This massive love is here to stay!

### UNIT MEMORY Joshua 1:9

"Have I not commanded you? Be strong and courageous. Do not be terrified; do not be discouraged, for the Lord your God will be with you wherever you go."





### UNIT TEACHER PREP

#### BIBLE PASSAGE Isaiah 40:31

But those who hope in the LORD will renew their strength. They will soar on wings like eagles; they will run and not grow weary, they will walk and not be faint.

#### BIBLE SUMMARY

In this unit, we jump back to just before Elisha's ministry to learn about his mentor, Elijah. We will see Elijah risk his life by obeying God and giving miraculous evidence to the Israelites that God is the one true God.



#### LESSON 1 THE RIGHT CHOICE (1 KINGS 17:1-7)

**LESSON TARGET:** Learn how God cared for Elijah in a dangerous time.

**LESSON SETTING:** In Israel, King Ahab married a Sidonian princess, Jezebel. Jezebel worshiped Baal, the storm god, so Ahab built a temple to Baal for her. The two also worshiped Asherah, a Canaanite fertility goddess. Jezebel persecuted people who followed God, making it seem that Baal was stronger than God. That confused people. So the Lord sent the prophet Elijah to Ahab to announce a drought, showing the Lord controlled weather, not Baal.



#### LESSON 2 THE FALLEN CHILD (1 KINGS 17:8-24)

**LESSON TARGET:** Understand how God raised the widow's son to life through Elijah's prayers.

**LESSON SETTING:** The drought continued for three years, causing devastation and famine. The Lord provided for Elijah's needs miraculously and protected him from Ahab. Remarkably, the Lord sent Elijah to a widow in Sidon, where Jezebel came from. Baal worship was rampant there, but they had no rain.



#### LESSON 3 THE PROCLAMATION (1 KINGS 18:16-39)

**LESSON TARGET:** Understand how Elijah defeated the prophets of Baal on Mount Carmel.

**LESSON SETTING:** After three years of drought, God told Elijah to summon King Ahab to Mount Carmel. There God proved He was the true God in a spectacular display of power. Once the people present realized who the true God was, Elijah commanded them to kill the Baal prophets, which they did. Then Elijah told Ahab rain was coming. The drought was finally over. But when Jezebel heard her prophets died, she threatened to kill Elijah. Elijah fled to the desert, where he sat exhausted. God strengthened Elijah and let him know he was not alone. God gave him a helper: the prophet Elisha.



#### LESSON 4 THE PRINCE (ISAIAH 9:6, CHRISTMAS)

**LESSON TARGET:** Understand that Isaiah prophesied a son would be given who would rule forever.

**LESSON SETTING:** When Isaiah prophesied that God planned to exile Israel and Judah, he also prophesied that God would bring the people back to the land. Then He would send a new king. This king would rule forever in righteousness. After Israel fell, the names *Israelite* and *Jew* were often synonymous. The people of Jesus' day did not know that this king was also the suffering servant. That is because Isaiah said the king would rule forever, but the suffering servant would die.

### UNIT CRAFT IDEAS

#### LESSON 1 CRAFT

**INSTRUCTIONS:** Paint a toilet paper tube black. When it is dry, cut out the raven parts and glue them to the tube.

**SUPPLIES NEEDED:** Toilet paper tube, black paint, scissors, glue. Optional: black feathers.

*(Use the supplied Craft PDF to print the student sheets.)*



#### LESSON 2 CRAFT

**INSTRUCTIONS:** Imagine the excitement when the Shunammite woman's son came back to life! What would today's newspapers say? Make a headline and retell the miracle story!

**SUPPLIES NEEDED:** Black markers.

*(Use the supplied Craft PDF to print the student sheets.)*




#### LESSON 3 CRAFT

**INSTRUCTIONS:** Use red, orange, and yellow tissue paper to add to the fire on the picture. Color the picture.

**SUPPLIES NEEDED:** Warm color tissue paper cut in small squares, glue, markers. Optional: glitter.

*(Use the supplied Craft PDF to print the student sheets.)*



#### LESSON 4 CRAFT

**INSTRUCTIONS:** Color the nativity doodles. Next, cut out and arrange your own nativity scene on another piece of paper. At the top, write one of the names Isaiah uses for Jesus.

**SUPPLIES NEEDED:** Markers, colored pencils, scissors, glue, construction paper or card stock.

*(Use the supplied Craft PDF to print the student sheets.)*





## BIBLE STORY



**1 Kings 17:1-7** **Elijah receives God's care.**  
Elijah was a prophet whose words came straight from God and out to the people. Much of Elijah's time was spent trying to help the kings of Israel listen to God. Because Israel's third king was disobedient, God split the kingdom of Israel into two kingdoms: Israel and Judah. Some of the kings of Judah were great kings and continued to be obedient to God, but others were evil and worshiped false gods instead of the one true God. All the kings of Israel had been bad kings, for they led the people astray and would not let them worship God in the temple. Elijah continued to plead for the kings and people in Israel to follow the one true God.

God told Elijah that there would not be rain in the land for the next few years. So Elijah told King Ahab, who did not worship the true God and did not like hearing this news. Since Ahab had married a wicked woman who tried to kill everyone who worshiped God, God told Elijah to go and hide in a ravine far away. In the ravine, there was a fresh brook full of clean water to drink, and each day ravens brought Elijah bread and meat both in the morning and at night. During this time, Elijah was safe from King Ahab and under God's care, so he was able to rest and build up his strength to do the mighty work that God had ahead of him.

UNIT 4 LESSON 1 DAY 1 BIBLE STORY

**The Right Choice**  
Unscramble the 3 key words below from the Bible Story.

robok \_\_\_\_\_  
debar \_\_\_\_\_  
grenthstr \_\_\_\_\_

**1 Kings 17:1-7** **Elijah receives God's care.**  
Elijah was a prophet whose words came straight from God and out to the people. Much of Elijah's time was spent trying to help the kings of Israel listen to God. Because Israel's third king was disobedient, God split the kingdom of Israel into two kingdoms: Israel and Judah. Some of the kings of Judah were great kings and continued to be obedient to God, but others were evil and worshiped false gods instead of the one true God. All the kings of Israel had been bad kings, for they led the people astray and would not let them worship God in the temple. Elijah continued to plead for the kings and people in Israel to follow the one true God.

God told Elijah that there would not be rain in the land for the next few years. So Elijah told King Ahab, who did not like hearing this news. Since Ahab had married a wicked woman who tried to kill everyone who worshiped God, God told Elijah to go and hide in a ravine far away. In the ravine, there was a fresh brook full of clean water to drink, and each day ravens brought Elijah bread and meat both in the morning and at night. During this time, Elijah was safe from King Ahab and under God's care, so he was able to rest and build up his strength to do the mighty work that God had ahead of him.

**BIBLE STORY MEMORY 1 Kings 17:2,4**  
The word of the Lord came to Elijah: "You will drink from the brook, and I have ordered the ravens to feed you there."

**WORD SCRAMBLE**  
After reading the Bible Story, direct the students to unscramble the three key words, and then discuss the words with them.  
**Answers:** brook, bread, strength

**BIBLE STORY Q & A**  
Q: Why was King Ahab mad at Elijah?  
A: **Elijah was teaching about the one true God.**

Q: How did God give Elijah a time to rest?  
A: **He provided a brook and birds brought him food.**



**BIBLE STORY MEMORY 1 Kings 17:2,4**  
The word of the Lord came to Elijah: "You will drink from the brook, and I have ordered the ravens to feed you there."

## ACTIVITIES



UNIT 4 LESSON 1 DAY 2

**ACTIVITIES**

**GOD'S CARE**  
Think about the Bible story or key passage and then answer the questions below using a complete sentence. You may also discuss your answers with your class.

1. What is a prophet? \_\_\_\_\_
2. Who was King Ahab? What made him a bad king? \_\_\_\_\_
3. What did Elijah tell King Ahab? \_\_\_\_\_
4. How did God take care of Elijah? \_\_\_\_\_
5. How does God take care of you? Does God ever leave us? \_\_\_\_\_

**UNIT MEMORY Isaiah 40:31**  
But those who hope in the Lord will renew their strength. They will soar on wings like eagles.

**LESSON SETTING:** In Israel, King Ahab married a Sidonian princess, Jezebel. Jezebel worshiped Baal, the storm god, so Ahab built a temple to Baal for her. The two also worshiped Asherah, a Canaanite fertility goddess. Jezebel persecuted people who followed God, making it seem that Baal was stronger than God. That confused people. So the Lord sent the prophet Elijah to Ahab to announce a drought, showing the Lord controlled weather, not Baal.



**UNIT MEMORY Isaiah 40:31**  
But those who hope in the Lord will renew their strength. They will soar on wings like eagles; they will run and not grow weary, they will walk and not be faint.

**GOD'S CARE**  
After reviewing the Bible Story, direct the students to think about the story and then answer the questions using a complete sentence. Have the students discuss their answers.

- ANSWER IDEAS**
1. What is a prophet?  
A prophet is a special person chosen to deliver a message from God.
  2. Who was King Ahab? What made him a bad king?  
King Ahab was king of Israel and was bad because he worshiped false gods.
  3. What did Elijah tell King Ahab?  
Elijah told King Ahab there would be no rain for the next few years.
  4. How did God take care of Elijah?  
God took care of Elijah by providing a ravine he could hide and rest in. God also sent birds in the morning and evening to feed Elijah.
  5. How does God take care of you? Does God ever leave us?  
Answers will vary.





### REFRESHED!

Elijah was given a time of rest by God. We also need rest and godly activities to keep us strong in the Lord. After reviewing the Bible Story, direct the students to choose a "refreshing" activity below and in a group write a skit about how this can keep them strong in the Lord. Have them share with the class

Answers will vary in the following skits:



Reading the Bible



Going to church



Relaxing alone



Praying



Having Christian friends



Being with family

UNIT 4 LESSON 1 MIGHTY MOUNTAIN I Adventures in the Proof of God's Authority DAY 3 APPLICATION

**REFRESHED!**  
Elijah was given a time of rest by God. We also need rest and godly activities to keep us strong in the Lord. Choose a "refreshing" activity below and in a group write a skit about how this can keep you strong in the Lord. Share with your class.


**BIBLE STORY MEMORY 1 Kings 17:2,4**  
The word of the Lord came to Elijah: "You will drink from the brook, and I have ordered the ravens to feed you there."

### LESSON 1 LEARNING POINTS

- God wants us to be strong in the Lord.
- Godly activities and rest keep us devoted to Him!

### BIBLE STORY MEMORY 1 Kings 17:2,4

The word of the Lord came to Elijah: "You will drink from the brook, and I have ordered the ravens to feed you there."



UNIT 4 LESSON 1 MIGHTY MOUNTAIN II Adventures in the Triumph of God's Son DAY 4 SONG LYRICS

**LISTEN, STOP, WRITE & DISCUSS**  
Listen to your UNIT SONG and say "STOP" when you hear the words below. Each time, repeat the "Say:" sentence and copy the definition from the board on the lines provided.

**renew**  
Say: "Those who wait upon the Lord renew their strength."

**weary**  
Say: "Those who turn to the Lord will not grow weary."

**extraordinary**  
Say: "Those who wait on the Lord renew extraordinary strength!"

**"EXTRAORDINARY STRENGTH" UNIT SONG**  
As far-fetched as it may seem To soar on eagles' wings Those who run with godly zeal Will not be strained And as strange as it may be To walk and not grow faint Those who wait upon the Lord Renew their strength

Those who hope in the Lord Those who turn to the Lord Those who wait on the Lord Renew their strength Those who hope in the Lord Those who turn to the Lord Those who wait on the Lord Renew at length extraordinary strength

As God cared for Elijah A widow's son was raised And victory with fire Made known Elijah's faith

**UNIT MEMORY Isaiah 40:31**  
But those who hope in the Lord will renew their strength. They will soar on wings like eagles.

### renew

Say: "Those who wait upon the Lord renew their strength."

Definition: To give fresh life or strength to.

### weary

Say: "Those who turn to the Lord will not grow weary."

Definition: Tiredness after using excessive energy.

### extraordinary

Say: "Those who wait on the Lord renew extraordinary strength!"

Definition: Remarkably and unusually great.

### LISTEN, STOP, WRITE & DISCUSS

Direct the students to listen to the UNIT SONG and say "STOP" at the three key words. Have them repeat the "Say:" sentence together. Write each definition for the students to copy on the lines provided and discuss.

### "EXTRAORDINARY STRENGTH"

#### UNIT SONG ISAIAH 40:31

As far-fetched as it may seem  
To soar on eagles' wings  
Those who run with godly zeal  
Will not be strained  
And as strange as it may be  
To walk and not grow faint  
Those who wait upon the Lord  
Renew their strength

Those who hope in the Lord  
Those who turn to the Lord  
Those who wait on the Lord  
Renew their strength  
Those who hope in the Lord  
Those who turn to the Lord  
Those who wait on the Lord  
Renew at length extraordinary strength



As God cared for Elijah  
A widow's son was raised  
And victory with fire  
Made known Elijah's faith

### UNIT MEMORY Isaiah 40:31

But those who hope in the Lord will renew their strength. They will soar on wings like eagles; they will run and not grow weary, they will walk and not be faint.







### 1 Kings 17:8-24 Elijah raises the widow's son.

Elijah stayed at the ravine, but then God told Elijah to go to see a widow, whose husband had died, who would feed him. Elijah arrived to find the widow and asked her for some bread. She said she only had enough flour and oil to make one last meal for herself and her son, and then they would be left with no food at all. But Elijah told her not to be afraid. He asked her to make a small cake of bread for him and then for herself and her son, and told her the Lord would not let her oil or flour run out until it rained again! She went home and did as Elijah said, and from then on her flour jar always had enough in it and her oil jug was never empty!

Later, the widow's son became very sick and died. The widow was upset and wondered if she had done something wrong. She remembered how God had used Elijah to save her and her son, so she told Elijah about her son. Elijah, with God's power in him, took the boy from her arms and carried him upstairs. He cried out to God to heal the boy and prayed over him three times, and finally—the boy's life came back to him! God worked another miracle through Elijah, who carried the boy to his mother and said, "Look, your son is alive!" The widow was overjoyed her son was alive, and knew Elijah was truly a prophet from God!



### BIBLE STORY MEMORY 1 Kings 17:22

The Lord heard Elijah's cry, and the boy's life returned to him, and he lived.



**MIGHTY MOUNTAIN II**  
Adventures in the Triumph of God's Son

**ACTIVITIES**

**GOD'S POWER**

Think about the Bible story or key passage and then answer the questions below using a complete sentence. You may also discuss your answers with your class.

- Why did Elijah leave the ravine? \_\_\_\_\_
- Who is a widow? \_\_\_\_\_
- What did Elijah say would happen to the widow's flour and oil? \_\_\_\_\_
- What did Elijah do to the widow's son? Did Elijah rely on his own power or on God's power? \_\_\_\_\_
- Elijah and the widow obeyed God. Is it easy or hard to obey God? Why? \_\_\_\_\_

**UNIT MEMORY Isaiah 40:31**  
But those who hope in the Lord will renew their strength.  
They will soar on wings like eagles.

**LESSON SETTING:** The drought continued for three years, causing devastation and famine. The Lord provided for Elijah's needs miraculously and protected him from Ahab. Remarkably, the Lord sent Elijah to a widow in Sidon, where Jezebel came from. Baal worship was rampant there, but they had no rain.

### GOD'S POWER

After reviewing the Bible Story, direct the students to think about the story and then answer the questions using a complete sentence. Have the students discuss their answers.

### ANSWER IDEAS

- Why did Elijah leave the ravine?  
Elijah left the ravine because the water dried up and God had work for him to do.
- Who is a widow?  
A widow is a woman whose husband has died.
- What did Elijah say would happen to the widow's flour and oil?  
The flour and oil never ran out, so they could make bread for income.
- What did Elijah do to the widow's son? Did Elijah rely on his own power or on God's power?  
Elijah brought the widow's son back to life using the power of God in him.
- Elijah and the widow obeyed God. Is it easy or hard to obey God? Why  
Answers will vary.



### UNIT MEMORY Isaiah 40:31

But those who hope in the Lord will renew their strength. They will soar on wings like eagles; they will run and not grow weary, they will walk and not be faint.





### MIRACLES FOR ELIJAH

By using God's power, Elijah helped the widow multiply her oil and revived her son. Elijah could not do these miracles using his own strength. After reviewing the Bible Story, direct the students to color the picture and then write down a miracle they would like to see God do in their own life.



Answers will vary.

UNIT 4 LESSON 2  
MIGHTY MOUNTAIN I  
Adventures in the Proof of God's Authority  
DAY 3 APPLICATION

**MIRACLES FOR ELIJAH**  
By using God's power, Elijah helped the widow multiply her oil and revived her son. Elijah could not do these miracles using his own strength. Color the picture and then write down a miracle you would like to see God do in your own life.

**BIBLE STORY MEMORY 1 Kings 17:22**  
The Lord heard Elijah's cry, and the boy's life returned to him, and he lived.

### LESSON 2 LEARNING POINTS

- God is a God of power and miracles.
- We can also see miracles when we depend on God's power!

### BIBLE STORY MEMORY 1 Kings 17:22

The Lord heard Elijah's cry, and the boy's life returned to him, and he lived.



UNIT 4 LESSON 2  
MIGHTY MOUNTAIN II  
Adventures in the Triumph of God's Son  
DAY 4 SONG LYRICS

**LISTEN, ANSWER AND PRACTICE**  
Listen to your UNIT SONG to answer two application questions below. Your teacher will help with answers. Then, draw a "mini" picture of each answer to think about putting it into practice!

Q. What happens to those who run with godly zeal?

Q. Strength is renewed for those who hope in the Lord and who do what two other things?

**"EXTRAORDINARY STRENGTH" UNIT SONG**  
ISAIAH 40:31  
As far-fetched as it may seem  
To soar on eagles' wings  
Those who run with godly zeal  
Will not be strained  
And as strange as it may be  
To walk and not grow faint  
Those who wait upon the Lord  
Renew their strength

Those who hope in the Lord  
Those who turn to the Lord  
Those who wait on the Lord  
Renew their strength  
Those who hope in the Lord  
Those who turn to the Lord  
Those who wait on the Lord  
Renew at length extraordinary strength

As God cared for Elijah  
A widow's son was raised  
And victory with fire  
Made known Elijah's faith

**UNIT MEMORY Isaiah 40:31**  
But those who hope in the Lord will renew their strength.  
They will soar on wings like eagles.



- Q. What happens to those who run with godly zeal?  
They will not be strained (when they act with God's power).
- Q. Strength is renewed for those who hope in the Lord and who do what two other things?  
Those who turn to the Lord and wait on the Lord (will renew their strength).

### LISTEN, ANSWER AND PRACTICE

Direct the students to listen to the UNIT SONG to answer two application questions with your answers on the board for them to copy. Have the students draw a picture of each answer about putting it into practice!

### "EXTRAORDINARY STRENGTH"

#### UNIT SONG ISAIAH 40:31

As far-fetched as it may seem  
To soar on eagles' wings  
Those who run with godly zeal  
Will not be strained  
And as strange as it may be  
To walk and not grow faint  
Those who wait upon the Lord  
Renew their strength

Those who hope in the Lord  
Those who turn to the Lord  
Those who wait on the Lord  
Renew their strength  
Those who hope in the Lord  
Those who turn to the Lord  
Those who wait on the Lord  
Renew at length extraordinary strength

As God cared for Elijah  
A widow's son was raised  
And victory with fire  
Made known Elijah's faith

### UNIT MEMORY Isaiah 40:31

But those who hope in the Lord will renew their strength.  
They will soar on wings like eagles; they will run and not grow weary,  
they will walk and not be faint.







### 1 Kings 18 Elijah defeats the prophets of Baal.

Ahab was an evil king who taught Israel to worship false gods named Baal and Asherah. Elijah knew he was called to show Israel the true God, so he challenged Ahab to a competition: Elijah and the prophets of Baal would each make an altar to see whose god could send fire from heaven. King Ahab agreed and called 450 of his Baal priests. While the Israelites watched, the Baal priests went first. They built their altar, put bull's meat on it, and prayed—but nothing happened. They danced and cut themselves as an idol ritual, but there was no answer. So Elijah teased them to shout louder and said, "Maybe your god is asleep and must be awakened."

The Baal priests danced and called on their god all morning and afternoon, but by dinnertime Elijah told them to sit. Elijah then dug a deep trench around his altar and had his people pour water over it three times so that it was soaking wet! Then Elijah prayed, "Answer me, O Lord, answer me, so these people will know that you, O Lord, are God, and that you are turning their hearts back again." As soon as he finished praying, fire came roaring down from heaven! In a flash, God answered Elijah with fire that not only burned the altar but also licked up the water in the trench, and Elijah proved to Ahab and all of Israel that there was one true God!



### BIBLE STORY MEMORY 1 Kings 18:37

"Answer me, O LORD, so these people will know that you are God, and that you are turning their hearts back again."



**MIGHTY MOUNTAIN II**  
Adventures in the Triumph of God's Son

**ACTIVITIES**

**THE ONE TRUE GOD**

Think about the Bible story or key passage and then answer the questions below using a complete sentence. You may also discuss your answers with your class.

1. What were the names of the false gods?  
The false gods were named Baal and Asherah.
2. What were the rules for the competition?  
The rules were that each would build an altar with a bull's meat on it and pray for an answer. The first god to answer by fire would prove to be the real God.
3. What did the prophets of Baal do to get their god to answer?  
The prophets of Baal sang, danced, and cut themselves to get their god to answer.
4. What did Elijah do to the altar before he prayed?  
Elijah covered his altar with water three times so that it was even harder to burn.
5. What is one proof that you know about the one true God?  
Answers will vary.

**UNIT MEMORY Isaiah 40:31**  
But those who hope in the Lord will renew their strength. They will soar on wings like eagles.

**LESSON SETTING:** After three years of drought, God told Elijah to summon King Ahab to Mount Carmel. There God proved He was the true God in a spectacular display of power. Once the people present realized who the true God was, Elijah commanded them to kill the Baal prophets, which they did. Then Elijah told Ahab rain was coming. The drought was finally over. But when Jezebel heard her prophets died, she threatened to kill Elijah. Elijah fled to the desert, where he sat exhausted. God strengthened Elijah and let him know he was not alone. God gave him a helper: the prophet Elisha.



### UNIT MEMORY Isaiah 40:31

But those who hope in the Lord will renew their strength. They will soar on wings like eagles; they will run and not grow weary, they will walk and not be faint.

**MIGHTY MOUNTAIN I**  
Adventures in the Proof of God's Authority

**BIBLE STORY**

**The Proclamation**  
Unscramble the 3 key words below from the Bible Story.

alrat \_\_\_\_\_

peelings \_\_\_\_\_

durneb \_\_\_\_\_

**1 Kings 18 Elijah defeats the prophets of Baal.**

Ahab was an evil king who taught Israel to worship false gods named Baal and Asherah. Elijah knew he was called to show Israel the true God, so he challenged Ahab to a competition: Elijah and the prophets of Baal would each make an altar to see whose god could send fire from heaven. King Ahab agreed and called 450 of his Baal priests. While the Israelites watched, the Baal priests went first. They built their altar, put bull's meat on it, and prayed—but nothing happened. They danced and cut themselves as an idol ritual, but there was no answer. So Elijah teased them to shout louder and said, "Maybe your god is asleep and must be awakened."

The Baal priests danced and called on their god all morning and afternoon, but by dinnertime Elijah told them to sit. Elijah then dug a deep trench around his altar and had his people pour water over it three times so that it was soaking wet! Then Elijah prayed, "Answer me, O Lord, answer me, so these people will know that you, O Lord, are God, and that you are turning their hearts back again." As soon as he finished praying, fire came roaring down from heaven! In a flash, God answered Elijah with fire that not only burned the altar but also licked up the water in the trench, and Elijah proved to Ahab and all of Israel that there was one true God!

**BIBLE STORY MEMORY 1 Kings 18:37**  
"Answer me, O LORD, so these people will know that you are God, and that you are turning their hearts back again."

### WORD SCRAMBLE

After reading the Bible Story, direct the students to unscramble the three key words, and then discuss the words with them.

Answers: altar, sleeping, burned

### BIBLE STORY Q & A

Q: How many prophets of Baal begged their god to light the altar?

A: 450.

Q: How did God answer Elijah's prayer?

A: God sent down so much fire that it burned up the altar!



## APPLICATION



### A FIERY ANSWER!

Imagine how amazing the scene was when the fire of the Lord fell from heaven and consumed the entire altar after Elijah prayed! After reviewing the Bible Story, direct the students to color in what they think the dramatic scene looked like, and remind them not to forget to draw Elijah!

Answers will vary.



UNIT 4 LESSON 3 DAY 3 APPLICATION

**A FIERY ANSWER!**  
Imagine how amazing the scene was when the fire of the Lord fell from heaven and consumed the entire altar after Elijah prayed! Color in what you think the dramatic scene looked like, and don't forget to draw Elijah!

**BIBLE STORY MEMORY 1 Kings 18:37**  
"Answer me, O Lord, so these people will know that you are God, and that you are turning their hearts back again."

### LESSON 3 LEARNING POINTS

- God answered Elijah's prayer with a display of His power.
- Elijah prayed for God to answer so all would know He is God!

### BIBLE STORY MEMORY 1 Kings 18:37

"Answer me, O LORD, so these people will know that you are God, and that you are turning their hearts back again."



## SONG LYRICS

UNIT 4 LESSON 3 DAY 4 SONG LYRICS

**LISTEN, CIRCLE AND WRITE**  
Listen to your BOOSTER SONG and circle your favorite sentence or "line" in the song lyrics. Then, write a sentence below about what your favorite "line" means to you.

**"IT'S GONNA ROCK!"**  
VERSE 1  
Even though we've seen the planets  
In the distant, starry skies  
There's a heaven full of splendor  
That has never filled our eyes  
And although we've been in outer space  
In a quest for new frontiers  
There's a choir of singing angels  
That has never reached our ears

CHORUS  
It's gonna rock, He's gonna rule  
We've never had it quite so cool  
We're gonna sing, we're gonna fly  
And with our hands we'll touch the sky  
It's gonna rock, we're gonna soar  
Like we have never done before  
It's gonna rock, He's gonna rule  
For evermore!

VERSE 2  
Though we try to find the goodness  
In a world that's far behind  
There's a paradise of blessing  
We can't fathom in our minds  
And although a life in heaven  
Is a thought we can't conceive  
Still the Son of God prepares a place  
For all who will believe

**UNIT MEMORY Isaiah 40:31**  
But those who hope in the Lord will renew their strength.  
They will soar on wings like eagles.



Answers will vary.

---



---



---



---



---



---

### LISTEN, CIRCLE AND WRITE

Direct the students to listen to the BOOSTER SONG and circle their favorite sentence or "line" in the song lyrics. Discuss their choices as a class. Have the students write a sentence about what their favorite "line" means.

### "IT'S GONNA ROCK!"

#### BOOSTER SONG

#### 1 CORINTHIANS 2:9

Even though we've seen the planets  
In the distant, starry skies  
There's a heaven full of splendor  
That has never filled our eyes  
And although we've been in outer space  
In a quest for new frontiers  
There's a choir of singing angels  
That has never reached our ears

It's gonna rock, He's gonna rule  
We've never had it quite so cool  
We're gonna sing, we're gonna fly  
And with our hands we'll touch the sky  
It's gonna rock, we're gonna soar  
Like we have never done before  
It's gonna rock, He's gonna rule  
For evermore!

Though we try to find the goodness  
In a world that's far behind  
There's a paradise of blessing  
We can't fathom in our minds  
And although a life in heaven  
Is a thought we can't conceive  
Still the Son of God prepares a place  
For all who will believe

### UNIT MEMORY Isaiah 40:31

But those who hope in the Lord will renew their strength.  
They will soar on wings like eagles; they will run and not grow weary,  
they will walk and not be faint.







### Isaiah 9 The birth of Christ foretold.

Josiah's three sons and grandson were bad kings, so God sent armies to take His people out of Judah. Isaiah spoke about this more than 100 years before, but he also said that God would bring the people back to their land and send a child to be their special king. Meanwhile, God inspired Isaiah with beautiful names that would describe this special king, and the people came back to the land and waited for Him. Then Jesus was born, and angels declared Him as the one Isaiah spoke of! He is called "Wonderful Counselor" because He understands our weaknesses, and "Mighty God" because He is part of God, who created the world!

Isaiah also called Jesus "Everlasting Father" because He is never-ending just as the Father is, and "Prince of Peace" because His death on the cross brought us peace with God, who loves us. Jesus gave Himself to take away our sins and bring us eternal peace. Isaiah also prophesied that this special king would rule forever, and today we know Jesus to be this special king because He defeated death on the cross. Isaiah's prophecy gives us great names to remember Jesus by. We love to say them when we celebrate the birth of Christ, because the best gift we ever received is the baby Jesus whom Mary placed in a manger.



### BIBLE STORY MEMORY Isaiah 9:6

And he will be called Wonderful Counselor, Mighty God, Everlasting Father, Prince of Peace.

UNIT 4 LESSON 4 MIGHTY MOUNTAIN I Adventures in the Proof of God's Authority

DAY 1 BIBLE STORY

The Prince (Christmas)  
Unscramble the 3 key words below from the Bible Story.

epscial \_\_\_\_\_  
tymigh \_\_\_\_\_  
rinpec \_\_\_\_\_

Isaiah 9 The birth of Christ foretold.  
Josiah's three sons and grandson were bad kings, so God sent armies to take His people out of Judah. Isaiah spoke about this more than 100 years before, but he also said that God would bring the people back to their land and send a child to be their special king. Meanwhile, God inspired Isaiah with beautiful names that would describe this special king, and the people came back to the land and waited for Him. Then Jesus was born, and angels declared Him as the one Isaiah spoke of! He is called "Wonderful Counselor" because He understands our weaknesses, and "Mighty God" because He is part of God, who created the world!

Isaiah also called Jesus "Everlasting Father" because He is never-ending just as the Father is, and "Prince of Peace" because His death on the cross brought us peace with God, who loves us. Jesus gave Himself to take away our sins and bring us eternal peace. Isaiah also prophesied that this special king would rule forever, and today we know Jesus to be this special king because He defeated death on the cross. Isaiah's prophecy gives us great names to remember Jesus by. We love to say them when we celebrate the birth of Christ, because the best gift we ever received is the baby Jesus whom Mary placed in a manger.

BIBLE STORY MEMORY Isaiah 9:6  
And he will be called Wonderful Counselor, Mighty God, Everlasting Father, Prince of Peace.

### WORD SCRAMBLE

After reading the Bible Story, direct the students to unscramble the three key words, and then discuss the words with them.

Answers: special, mighty, prince

### BIBLE STORY Q & A

Q: What does the special name Everlasting Father mean?

A: God was and is here for eternity.

Q: What does the special name Mighty God mean?

A: God and Jesus are one and are all-powerful.



UNIT 4 LESSON 4 MIGHTY MOUNTAIN II Adventures in the Triumph of God's Son

ACTIVITIES

A CHILD IS BORN  
Think about the Bible story or key passage and then answer the questions below using a complete sentence. You may also discuss your answers with your class.

- Describe how Jesus is the "Wonderful Counselor." \_\_\_\_\_
- Describe how Jesus is the true "Mighty God." \_\_\_\_\_
- Describe how Jesus is one with the "Everlasting Father." \_\_\_\_\_
- Which is your favorite name for Jesus? Why? \_\_\_\_\_
- Make up a new name to describe Jesus according to how you feel about Him as your Lord and Savior. \_\_\_\_\_

UNIT MEMORY Isaiah 40:31  
But those who hope in the Lord will renew their strength. They will soar on wings like eagles.

LESSON SETTING: When Isaiah prophesied that God planned to exile Israel and Judah, he also prophesied that God would bring the people back to the land. Then He would send a new king. This king would rule forever in righteousness. After Israel fell, the names *Israelite* and *Jew* were often synonymous. The people of Jesus' day did not know that this king was also the suffering servant. That is because Isaiah said the king would rule forever, but the suffering servant would die.

### A CHILD IS BORN

After reviewing the Bible Story, direct the students to think about the story and then answer the questions using a complete sentence. Have the students discuss their answers.

### ANSWER IDEAS

- Describe how Jesus is the "Wonderful Counselor."  
Jesus is the Wonderful Counselor because He understands our needs and feelings and He guides us.
- Describe how Jesus is the true "Mighty God."  
Jesus is the Mighty God because He is God, just as the Father is God.
- Describe how Jesus is one with the "Everlasting Father."  
Jesus is the Everlasting Father because He will rule forever and always be God.
- Which is your favorite name for Jesus? Why?  
Answers will vary.
- Make up a new name to describe Jesus according to how you feel about Him as your Lord and Savior.  
Answers will vary.



### UNIT MEMORY Isaiah 40:31

But those who hope in the Lord will renew their strength. They will soar on wings like eagles; they will run and not grow weary, they will walk and not be faint.





### BILLBOARDS FOR JESUS

Reviewing the names the students used to describe Jesus from their previous activity page, direct them to draw one of the names on the billboard below for all to see! Then, have them write what the name means next to the picture of His birth below, and share with the class.



Answers will vary.



UNIT 4 LESSON 4 MIGHTY MOUNTAIN I  
Adventures in the Proof of God's Authority

DAY 3 APPLICATION

**BILLBOARDS FOR JESUS**

From the 5 names used to describe Jesus on your previous activity page, draw one of the names in the billboard below for all to see! Then, write what the name means next to the picture of His birth below, and share with the class.

**BIBLE STORY MEMORY Isaiah 9:6**  
And he will be called Wonderful Counselor, Mighty God, Everlasting Father, Prince of Peace.

### LESSON 4 LEARNING POINTS

- "Jesus" is the one name that is above all names.
- Put your hope in the name of Jesus and renew your strength!



UNIT 4 LESSON 4 MIGHTY MOUNTAIN II  
Adventures in the Triumph of God's Son

DAY 4 SONG LYRICS

**LISTEN, ANSWER AND PRACTICE**

Listen to your BOOSTER SONG to answer two application questions below. Your teacher will help with answers. Then, draw a "mini" picture of each answer to think about putting it into practice!

Q. What has never filled our eyes (or been seen by anyone)?

Q. Heaven is a paradise of blessing that we can't do what with?

**"IT'S GONNA ROCK!"**

**BOOSTER SONG**  
**1 CORINTHIANS 2:9**

Even though we've seen the planets  
In the distant, starry skies  
There's a heaven full of splendor  
That has never filled our eyes  
And although we've been in outer space  
In a quest for new frontiers  
There's a choir of singing angels  
That has never reached our ears

**UNIT MEMORY Isaiah 40:31**  
But those who hope in the Lord will renew their strength.  
They will soar on wings like eagles.



- Q. What has never filled our eyes (or been seen by anyone)?  
A heaven full of splendor (that we've never seen anything like).
- Q. Heaven is a paradise of blessing that we can't do what with?  
Fathom in our minds (or imagine it with our limited understanding).

### LISTEN, ANSWER AND PRACTICE

Direct the students to listen to the BOOSTER SONG to answer two application questions with your answers on the board for them to copy. Have the students draw a picture of each answer about putting it into practice!

### "IT'S GONNA ROCK!"

#### BOOSTER SONG

#### 1 CORINTHIANS 2:9

Even though we've seen the planets  
In the distant, starry skies  
There's a heaven full of splendor  
That has never filled our eyes  
And although we've been in outer space  
In a quest for new frontiers  
There's a choir of singing angels  
That has never reached our ears

It's gonna rock, He's gonna rule  
We've never had it quite so cool  
We're gonna sing, we're gonna fly  
And with our hands we'll touch the sky  
It's gonna rock, we're gonna soar  
Like we have never done before  
It's gonna rock, He's gonna rule  
For evermore!

Though we try to find the goodness  
In a world that's far behind  
There's a paradise of blessing  
We can't fathom in our minds  
And although a life in heaven  
Is a thought we can't conceive  
Still the Son of God prepares a place  
For all who will believe



### BIBLE STORY MEMORY Isaiah 9:6

And he will be called Wonderful Counselor, Mighty God, Everlasting Father, Prince of Peace.



### UNIT MEMORY Isaiah 40:31

But those who hope in the Lord will renew their strength. They will soar on wings like eagles; they will run and not grow weary, they will walk and not be faint.