

TEACHER'S



EDITION

GLORIOUS GALAXY I

**ADVENTURES IN
THE GENESIS OF
GOD'S CREATION**

GRADE

K

GLORIOUS GALAXY II

**ADVENTURES IN
THE DEBUT OF
GOD'S SON**



**GLORIOUS
GALAXY**

CONTRIBUTING STUDENT ARTISTS:

UNIT 1

Kayla Chvat
Grade 6, p.2
Gabby Stankus
Grade 6, p.6
Taylor Yasuma
Grade 8, p.10
Katelyn Gooneratne
Grade 7, p.14

UNIT 2

Trinity Selman
Grade 8, pp.18, 22
Luke Carrillo
Grade 7, pp.26, 30

UNIT 3

Anastasia Tawfik
Grade 8, p.34
Dustin Han
Grade 7, p.38
Kaylani Moll
Grade 8, pp.42, 46

UNIT 4

Caileen Nyakoe
Grade 8, pp.50, 54
Miranda Mendoza
Grade 7, pp.58, 62

UNIT 5

Evan Malchow
Grade 8, pp.66, 70
Cora Lake
Grade 8, pp.74, 78

UNIT 6

Caroline Dolley
Grade 8, pp.82, 86
Carina Moll
Grade 8, pp.90, 94

UNIT 7

Jenny Han
Grade 8, p.98
Cameron Brown
Grade 8, pp.102, 110
Marley Rommel
Grade 7, p.106

UNIT 8

Brianna Verdenne
Grade 8, pp.114, 118
Anna Gwon
Grade 8, pp.122, 126

GLORIOUS GALAXY Student Workbook and Teacher's Edition.
Copyright © 2022 Bible REPLAY Curriculum.
Printed in the United States of America.

No portion of the Bible REPLAY Curriculum™ Teacher's Edition, Student Workbook or Scope & Sequence may be reproduced in any form without the written permission of the publishers. All rights Reserved.

All Scripture quotations, unless otherwise indicated, are taken from the Holy Bible, New International Version, Copyright © 1973, 1978, 1984 by International Bible Society. All rights reserved.

Contributing writers and editors: Dean-o, Jean E. Jones, Lisa Cain.
Cover, design, and production: Dean-o, Hugo Ricardo, Donna Hummer of Conceptualine.
Original grade theme artwork: Rick Bastrup & Richard Ferrin, R&R Creative Amusement Designs, Inc.

ACTIVITIES and APPLICATION pages: All image(s) used under license from Shutterstock.com.


BIBLE STORY pages: All images generously produced and contributed by the art students at St. Paul's Lutheran School in Orange, CA, under the direction of Ashley Klitzing, K-8 Art Teacher.

UNIT BIBLE PASSAGE Songs: All original words and music by Dean-o.
Producer for all original music in accompanying Online Adventure: John Andrew Schreiner, JAS Productions.
All rights reserved. Unauthorized reproduction is a violation of applicable laws.

BibleREPLAYCurriculum.com

CONTENTS

UNIT 1 (Creation)	2
God creates the World, God creates Man, Adam and Eve disobey God, God calls and empowers Abram	
UNIT 2 (God's Calling)	18
The Birth of Moses, The Two Spies (Joshua, Caleb), The Lord Sends Gideon, The Lord Prepares Gideon	
UNIT 3 (David)	34
A Servant, A Champion, A Friend, A Prayer (Thanksgiving)	
UNIT 4 (Birth of Christ)	50
The Obedience (Joseph), The Birth, The Angels, The Shepherds (Christmas)	
UNIT 5 (Heroes)	66
The Women (Ruth, Esther), The Woes (Job), The Wanderer (Jonah), The Walkway (Paul and Silas)	
UNIT 6 (Daniel)	82
His Loyalty, His Friends, His Wisdom, His Faithfulness	
UNIT 7 (Son of God)	98
The Good Shepherd (Jesus), The Tax Collector (Zacchaeus), Holy Week, The Resurrection (Easter)	
UNIT 8 (Early church)	114
The Holy Spirit, The Church, The Conversion (Saul), The Vision (Peter)	




BIBLE PASSAGE

Isaiah 40:28

The LORD is the everlasting God, the Creator of the ends of the earth. He will not grow tired or weary, and his understanding no one can fathom.

BIBLE SUMMARY

God unfolds His "Glorious Galaxy" by creating the heavens and the earth in five days and uses the sixth day to create animals on earth and people as His crowning achievement to have command over the whole earth. Unit 1 then highlights both the calling and empowerment of Abram as God's loyal servant.



UNIT TEACHER PREP

LESSON 1

GOD CREATES THE WORLD (GENESIS 1)

LESSON TARGET: Know that God created the heavens and the earth in six days.

LESSON SETTING: In Genesis 1, God speaks to create the heavens and the earth from nothing through His eternal power and wisdom. He creates everything and proclaims it good, including the universe as a breathtaking backdrop for earth. He also creates the earth and fills it with life, even making humans in His image. As His highest achievement on earth yet, God creates people to fellowship with Him.



LESSON 2

GOD CREATES MAN (GENESIS 2)

LESSON TARGET: Understand that God created the first man and woman and placed them in the Garden of Eden.

LESSON SETTING: In Genesis 2, God blesses the seventh day as holy and rests after His work of creation. God forms man from the dust and gives Adam the breath of life. He places him in the Garden of Eden, which holds the tree of life and the tree of the knowledge of good and evil. God commands Adam not to eat from the tree of the knowledge of good and evil. He creates for Adam a suitable helper from his rib: woman.



LESSON 3

ADAM AND EVE DISOBEY GOD (GENESIS 3)

LESSON TARGET: Learn that sin entered the world when Adam and Eve sinned against God.

LESSON SETTING: God tells Adam and Eve to eat the fruit of any tree but one. That tree's fruit brings death. But a serpent tells Eve that God lied and claims the fruit brings wisdom, not death. So Adam and Eve disobey God and eat. As a result, God says they will indeed die, but God graciously allows Eve able to create life through painful childbirth and Adam able to sustain life through hard work.



LESSON 4

GOD CALLS & EMPOWERS ABRAM (GENESIS 12, 14)

LESSON TARGET: Learn that God made a covenant with Abram and enabled him to rescue his nephew Lot.

LESSON SETTING: God calls Abram to leave his homeland. He promises to make a great nation from his descendants, who will bless all the families of the earth. Abram and his family leave Ur and sojourn in the land of Canaan. Abram's nephew Lot lives in Sodom and is captured during a fierce battle when King Kedorlaomer and three other kings attack. With God's help, Abram and his 318 trained men defeat the enemies and bring back Lot, the captives, and the stolen goods.


UNIT CRAFT IDEAS

LESSON 1 CRAFT

INSTRUCTIONS: God filled the sky with clouds and many kinds of birds. He filled the earth with animals. Color and draw wonderful things God filled our earth with.

SUPPLIES NEEDED: Pencils and crayons. Optional: watercolors, glitter, stickers.

(Use the supplied Craft PDF to print the student sheets.)



LESSON 2 CRAFT

INSTRUCTIONS: Using the frame provided, let children draw a picture of their faces showing happiness about the "Crazy Energy" God used to create our world.

SUPPLIES NEEDED: Colored paper, scissors, glue, and yarn. Optional: fabric.

(Use the supplied Craft PDF to print the student sheets.)




LESSON 3 CRAFT

INSTRUCTIONS: Draw a map of what and where you think things were in the garden God made for Adam and Eve. Include all the trees and animals. Don't forget the tree of the knowledge of good and evil, put an X on it to remind yourself of Adam and Eve's disobedience.

SUPPLIES NEEDED: Crayons, markers. Optional: animal stickers.

(Use the supplied Craft PDF to print the student sheets.)




LESSON 4 CRAFT

INSTRUCTIONS: A shield is used for protection during battle. What are some ways that God protects you? Draw or write how God can protect and rescue you.

SUPPLIES NEEDED: Pencils and crayons. Optional: watercolors, glitter, stickers.

(Use the supplied Craft PDF to print the student sheets.)




GLORIOUS GALAXY I

Adventures in the Genesis of God's Creation

UNIT 1
LESSON
1

DAY 1

BIBLE STORY



Genesis 1 God creates the world.

In the beginning, before there was an earth, oceans, animals, or people, there was God. So God said, "Let there be light." God liked the light! He separated the light from the dark and called them day and night. On the second day, God separated the water on the ground, like oceans, from the water in the sky, like clouds and fog. On the third day, God separated the water from the dry land so that we could have rivers, beaches, and shores. God made plants that make seeds grow on the dry land, like apple trees.

On the fourth day, God put in the sky our bright, shining sun for daytime and our luminous moon for nighttime. He also made the twinkly stars shine with the moon at night. On the fifth day, God filled the oceans with all kinds of fish, and He filled the sky and trees with many kinds of colorful, chirping birds. On the sixth day, God filled the land with all sorts of amazing animals, like growling tigers, wiggly monkeys, fast wolves, and fluffy rabbits. He also created two people: Adam and Eve. On the seventh day, God looked at all He had made. He thought it was so good! God was happy with all His work, and He rested on the seventh day.

UNIT 1 LESSON 1 DAY 1 BIBLE STORY

God Creates the World

sun
land

BIBLE STORY MEMORY Genesis 1:31
God saw all that he had made,
and it was very good.

LISTEN, COLOR AND TRACE

Direct the students to color the pictures while they hear the Bible Story and trace the letters of the two words.

BIBLE STORY Q & A

Q: On the third day, what did God separate from the water?

A: Dry land.

Q: On the fifth day, what did God fill with all kinds of fish and whales?

A: The oceans.

BIBLE STORY MEMORY Genesis 1:31

God saw all that he had made,
and it was very good.




GLORIOUS GALAXY II

Adventures in the Debut of God's Son

UNIT 1
LESSON
1

DAY 2

ACTIVITIES



UNIT 1 LESSON 1 DAY 2 ACTIVITIES

God created man.

UNIT MEMORY Isaiah 40:28
The LORD is the everlasting God,
the Creator of the ends of the earth.

LESSON SETTING: In Genesis 1, God speaks to create the heavens and the earth from nothing through His eternal power and wisdom. He creates everything and proclaims it good, including the universe as a breathtaking backdrop for earth. He also creates the earth and fills it with life, even making humans in His image. As His highest achievement on earth yet, God creates people to fellowship with Him.

RIGHT OR WRONG PICTURES

After reviewing the Bible Story, direct the students to circle the pictures of what God created in 6 days, and cross out the pictures of what God did NOT create in 6 days.



God created man.



UNIT MEMORY Isaiah 40:28

The LORD is the everlasting God, the Creator of the ends of the earth. He will not grow tired or weary, and his understanding no one can fathom.


GLORIOUS GALAXY I

Adventures in the Genesis of God's Creation

UNIT 1
LESSON
1

DAY 3

APPLICATION



STORY DRAW

After reviewing the Bible Story, direct the students to draw some of the "good" things God has created.

Examples to draw:

water, clouds, rivers, trees, moon, fish, rabbits, people.

UNIT 1 LESSON 1 DAY 3 APPLICATION

BIBLE STORY MEMORY Genesis 1:31
God saw all that he had made,
and it was very good.

LESSON 1 LEARNING POINTS

- God's creation was a great plan!
- God's creation was perfect!

BIBLE STORY MEMORY Genesis 1:31

God saw all that he had made,
and it was very good.




GLORIOUS GALAXY II

Adventures in the Debut of God's Son

UNIT 1
LESSON
1

DAY 4

SONG LYRICS



GLORIOUS GALAXY II UNIT 1 LESSON 1 DAY 4

SONG LYRICS

stars

birds

UNIT MEMORY Isaiah 40:28
The LORD is the everlasting God,
the Creator of the ends of the earth.



LISTEN AND COLOR

After reviewing the Bible Story, direct the students to trace the letters of two key words from the song lyrics, and then color the pictures while they listen to their UNIT SONG. Direct the students to cheer when they hear the two words in the song!



"CRAZY ENERGY"

UNIT SONG

ISAIAH 40:28

Oh, I'm so happy
I'm crazy happy 'bout His crazy energy
I'm crazy, crazy happy
I'm crazy happy He created everything
Oh, I'm so happy
I'm crazy happy 'bout His crazy energy
I'm crazy, crazy happy
I'm crazy happy 'bout His yes
I'm crazy happy 'bout His crazy energy

All you can imagine, everything you see
Below the stars and birds and sky
The Lord filled up the sea
Amazingly it happened, but only because He
Could build a man
And understand eternity

The Lord is the everlasting God
Creator of the ends of the earth
The Lord is the everlasting God
Creator of the ends of the earth, of the earth

UNIT MEMORY Isaiah 40:28

The LORD is the everlasting God, the Creator of the ends of the earth. He will not grow tired or weary, and his understanding no one can fathom.




GLORIOUS GALAXY I

Adventures in the Genesis of God's Creation

UNIT 1
LESSON
2

DAY 1

BIBLE STORY




Genesis 2 God creates man.

When God finished working on the rest of His creation, He formed the shape of a man with the dust on the ground. God breathed His own breath into the shape of the man, and the man became a living being! God placed Adam in a garden He planted called Eden, where four big rivers flowed and watered the plants and trees. God told Adam to tend the garden and take care of it. God also said that Adam could eat from any of the trees in the garden, except for one. God said not to eat from the tree of the knowledge of good and evil because if he did, he would die.

Then, God brought all the animals to Adam for him to see. God let Adam name all the animals, like jaguars, and giraffes! God saw Adam and thought, "It is not good for the man to be alone." God decided to make a helper for Adam, so He caused Adam to fall into a deep sleep. While Adam was sleeping, God took part of his rib out of his body, but it didn't hurt Adam at all! God made a woman out of Adam's rib. When Adam woke up, there was Eve! Adam and Eve became man and wife and lived in the garden that God had created for them.

UNIT 1 LESSON 2 DAY 1 BIBLE STORY

God Creates Man
dust
woman

BIBLE STORY MEMORY Genesis 2:18
The Lord God said, "It is not good for the man to be alone."

LISTEN, COLOR AND TRACE

Direct the students to color the pictures while they hear the Bible Story and trace the letters of the two words.

BIBLE STORY Q & A

Q: What did God breathe into the shape of the man?

A: His breath.

Q: What part of Adam did God make Eve from?

A: His rib.

BIBLE STORY MEMORY Genesis 2:18

The Lord God said, "It is not good for the man to be alone."




GLORIOUS GALAXY II

Adventures in the Debut of God's Son

UNIT 1
LESSON
2

DAY 2

ACTIVITIES



UNIT 1 LESSON 2 DAY 2 ACTIVITIES

God created **me**.

UNIT MEMORY Isaiah 40:28
The LORD is the everlasting God, the Creator of the ends of the earth.

LESSON SETTING: In Genesis 2, God blesses the seventh day as holy and rests after His work of creation. God forms man from the dust and gives Adam the breath of life. He places him in the Garden of Eden, which holds the tree of life and the tree of the knowledge of good and evil. God commands Adam not to eat from the tree of the knowledge of good and evil. He creates for Adam a suitable helper from his rib: woman.

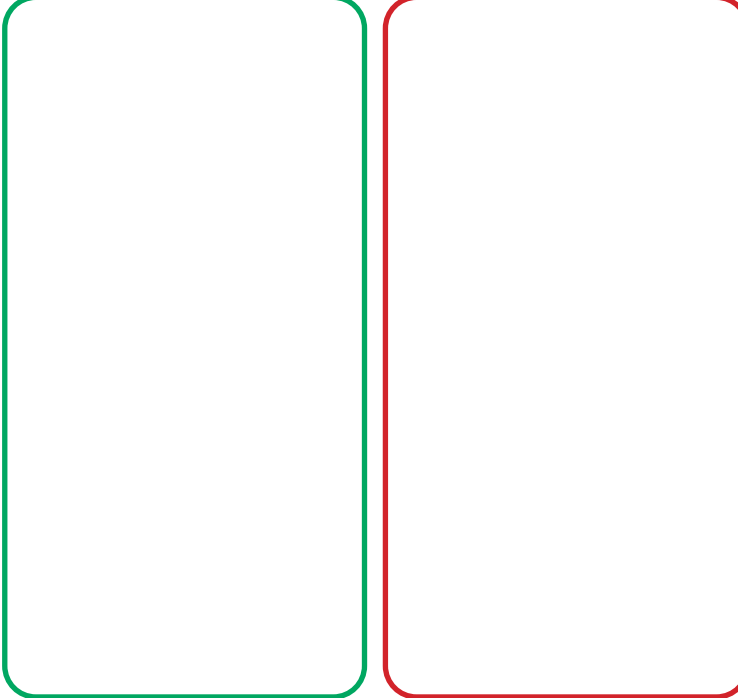


UNIT MEMORY Isaiah 40:28

The LORD is the everlasting God, the Creator of the ends of the earth. He will not grow tired or weary, and his understanding no one can fathom.

STORY DRAW

After reviewing the Bible Story, direct the students to draw two things that happen in the story in the order they happened.



God create **me**.


GLORIOUS GALAXY I

Adventures in the Genesis of God's Creation

UNIT 1
LESSON
2

DAY 3

APPLICATION



PICTURE MATCH

God wants us to be helpers to each other and in His world. After reviewing the Bible Story, direct the students to match the pictures of how they can be a helper.



UNIT 1 LESSON 2 DAY 3 APPLICATION

BIBLE STORY MEMORY Genesis 2:18
The Lord God said, "It is not good for the man to be alone."

LESSON 2 LEARNING POINTS

- God created Adam and Eve to help each other.
- We can love God by being a helper.


GLORIOUS GALAXY II

Adventures in the Debut of God's Son

UNIT 1
LESSON
2

DAY 4

SONG LYRICS



GLORIOUS GALAXY II UNIT 1 LESSON 2 DAY 4 SONG LYRICS

sky

sea

UNIT MEMORY Isaiah 40:28
The LORD is the everlasting God, the Creator of the ends of the earth.

"CRAZY ENERGY"

UNIT SONG
ISAIAH 40:28

Oh, I'm so happy
I'm crazy happy 'bout His crazy energy
I'm crazy, crazy happy
I'm crazy happy He created everything
Oh, I'm so happy
I'm crazy happy 'bout His crazy energy
I'm crazy, crazy happy
I'm crazy happy 'bout His yes
I'm crazy happy 'bout His crazy energy

All you can imagine, everything you see
Below the stars and birds and sky
The Lord filled up the sea
Amazingly it happened, but only because He
Could build a man
And understand eternity

The Lord is the everlasting God
Creator of the ends of the earth
The Lord is the everlasting God
Creator of the ends of the earth, of the earth



LISTEN AND COLOR

After reviewing the Bible Story, direct the students to trace the letters of two key words from the song lyrics, and then color the pictures while they listen to their UNIT SONG. Direct the students to cheer when they hear the two words in the song!



BIBLE STORY MEMORY Genesis 2:18

The Lord God said, "It is not good for the man to be alone."



UNIT MEMORY Isaiah 40:28

The LORD is the everlasting God, the Creator of the ends of the earth. He will not grow tired or weary, and his understanding no one can fathom.


GLORIOUS GALAXY I

Adventures in the Genesis of God's Creation

UNIT 1
LESSON
3

DAY 1

BIBLE STORY



Genesis 3 Adam and Eve disobey God.

In the beautiful garden that God created for Adam and Eve, a tricky serpent asked Eve if God really said they could not eat from the tree in the middle of the garden. Eve told him that if they ate from that tree, they would die. The serpent said that if they ate from that tree, they would be as smart as God. Eve believed the serpent and ate the fruit, and then gave some to Adam. Afterward, they felt ashamed for disobeying God. They covered their bodies with leaves and they hid from the LORD God among the trees of the garden when they heard Him walking.

God called out to Adam and Eve, "Where are you?" Adam said he was afraid because he was naked and so he hid, so God asked if they had eaten the fruit from the tree in the middle of the garden. Adam said Eve gave him some fruit and he ate it. Eve said the serpent tricked her and she ate it. Then God turned to the serpent and cursed it so it would crawl on its belly and eat dirt from then on. God then told Adam and Eve that living and working to feed their family outside of the garden would be painful work, and that they would not live forever. Then God sent Adam and Eve out of the garden.

GLORIOUS GALAXY I
Adventures in the Genesis of God's Creation

UNIT 1 LESSON 3
DAY 1 BIBLE STORY

Adam and Eve disobey God

fruit tree

BIBLE STORY MEMORY Genesis 3:8
They hid from the LORD God among the trees of the garden.

LISTEN, COLOR AND TRACE

Direct the students to color the pictures while they hear the Bible Story and trace the letters of the two words.

BIBLE STORY Q & A

Q: How did Adam and Eve feel after they ate the fruit?

A: They felt ashamed.

Q: What did Eve say the serpent did to her?

A: Tricked her.

BIBLE STORY MEMORY Genesis 3:8

They hid from the Lord God among the trees of the garden.




GLORIOUS GALAXY II

Adventures in the Debut of God's Son

UNIT 1
LESSON
3

DAY 2

ACTIVITIES



GLORIOUS GALAXY II
Adventures in the Debut of God's Son

UNIT 1 LESSON 3
DAY 2 ACTIVITIES

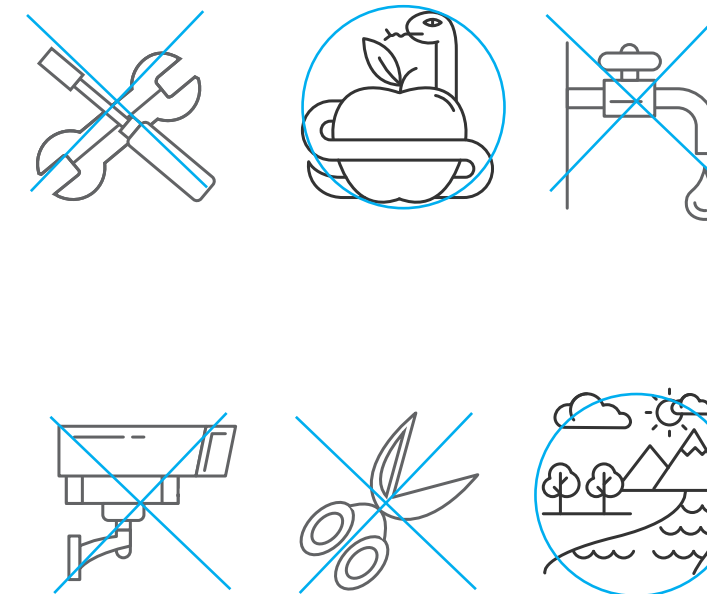
God wants us to obey.

UNIT MEMORY Isaiah 40:28
The LORD is the everlasting God, the Creator of the ends of the earth.

LESSON SETTING: God tells Adam and Eve to eat the fruit of any tree but one. That tree's fruit brings death. But a serpent tells Eve that God lied and claims the fruit brings wisdom, not death. So Adam and Eve disobey God and eat. As a result, God says they will indeed die, but God graciously allows Eve able to create life through painful childbirth and Adam able to sustain life through hard work.

IN THE GARDEN

After reviewing the Bible Story, direct the students to color the six pictures and then write an X over the pictures of things that were not in the garden, and an O around the pictures of things that were in the garden.



God wants us to obey.



UNIT MEMORY Isaiah 40:28

The LORD is the everlasting God, the Creator of the ends of the earth. He will not grow tired or weary, and his understanding no one can fathom.


GLORIOUS GALAXY I

Adventures in the Genesis of God's Creation

UNIT 1
LESSON
3

DAY 3

APPLICATION



STORY DRAW

After reviewing the Bible Story, direct the students to color the picture of the forbidden tree where the tricky serpent told Eve it was okay to disobey God.



UNIT 1 LESSON 3 DAY 3 APPLICATION

BIBLE STORY MEMORY Genesis 3:8
They hid from the Lord God among the trees of the garden.

LESSON 3 LEARNING POINTS

- God wants us to obey Him.
- God will forgive our sins.

BIBLE STORY MEMORY Genesis 3:8

They hid from the Lord God among the trees of the garden.




GLORIOUS GALAXY II

Adventures in the Debut of God's Son

UNIT 1
LESSON
3

DAY 4

SONG LYRICS



GLORIOUS GALAXY II UNIT 1 LESSON 3 DAY 4 SONG LYRICS

swim

zoom

UNIT MEMORY Isaiah 40:28
The Lord is the everlasting God, the Creator of the ends of the earth.



LISTEN AND COLOR

After reviewing the Bible Story, direct the students to trace the letters of two key words from the song lyrics, and then color the pictures while they listen to their BOOSTER SONG. Direct the students to cheer when they hear the two words in the song!



“NEVER ALONE” BOOSTER SONG PSALM 139:9-10

If I should cross
The great unknown
Or swim the deep
I'm not alone
He's in my heart
No matter where I roam
And if I zoom
The galaxy
Or sail away
To a foreign sea
His hand will keep me close
And lead me home

Never Alone
My heart is not my own
Never Alone
My heart is where He's home
Never Alone
My heart is not my own
Never Alone
My heart is where He's home

UNIT MEMORY Isaiah 40:28

The Lord is the everlasting God, the Creator of the ends of the earth. He will not grow tired or weary, and his understanding no one can fathom.




GLORIOUS GALAXY I

Adventures in the Genesis of God's Creation

UNIT 1
LESSON
4

DAY 1

BIBLE STORY



Genesis 12, 14 God calls & empowers Abram.

God gave Abram a special blessing with promises of good things for his life. God then asked Abram to do something hard and leave his home and some of his family. God told Abram He would make him a great nation and that all people on Earth would be blessed through him! So, Abram believed God, packed up all his belongings, and brought with him his wife Sarai and his nephew, Lot. In a land called Canaan, God told Abram that the land he was standing on would someday belong to his children! Abram was so happy that he built an altar made of stones and rocks to give thanks for what God had done.

Lot then lived in a city called Sodom. Their bad king and four kings ran away after being attacked by four other kings, leaving the city unprotected. Lot and all he owned were captured, but one of the people from Sodom escaped and told Abram. Abram knew God would help him to rescue Lot and called 318 men to help. They attacked the enemy's army at night and were able to free Lot and all the captives! The king of Sodom wanted to pay Abram for saving them, but Abram said no to show that his blessings come only from God.

GLORIOUS GALAXY I
Adventures in the Genesis of God's Creation

UNIT 1 LESSON 4
DAY 1 BIBLE STORY

God Calls and Empowers Abram

home rocks

BIBLE STORY MEMORY Genesis 12:2
"I will make you into a great nation and I will bless you."

LISTEN, COLOR AND TRACE

Direct the students to color the pictures while they hear the Bible Story and trace the letters of the two words.

BIBLE STORY Q & A

Q: What did Abram use to build God an altar with?

A: Stones and rocks.

Q: When did Abram's workers attack the bad king's army?

A: At night.

BIBLE STORY MEMORY Genesis 12:2

"I will make you into a great nation and I will bless you."




GLORIOUS GALAXY II

Adventures in the Debut of God's Son

UNIT 1
LESSON
4

DAY 2

ACTIVITIES



GLORIOUS GALAXY II
Adventures in the Debut of God's Son

UNIT 1 LESSON 4
DAY 2 ACTIVITIES

Abram built an altar.

UNIT MEMORY Isaiah 40:28
The LORD is the everlasting God, the Creator of the ends of the earth.

LESSON SETTING: God calls Abram to leave his homeland. He promises to make a great nation from his descendants, who will bless all the families of the earth. Abram and his family leave Ur and sojourn in the land of Canaan. Abram's nephew Lot lives in Sodom and is captured during a fierce battle when King Kedorlaomer and three other kings attack. With God's help, Abram and his 318 trained men defeat the enemies and bring back Lot, the captives, and the stolen goods.

COUNT AND COLOR
God's blessing to Abraham was many children. After reviewing the Bible Story, direct the students to count and color all the students in the picture.



Abram built an altar.



UNIT MEMORY Isaiah 40:28

The LORD is the everlasting God, the Creator of the ends of the earth. He will not grow tired or weary, and his understanding no one can fathom.


GLORIOUS GALAXY I

Adventures in the Genesis of God's Creation

UNIT 1
LESSON
4


DAY 3

APPLICATION



COLOR THE MOMENT

Lot was captured by enemies, but with God's help, Abram was able to rescue Lot! After reviewing the Bible Story, direct the students to color the dark sky and the stars that shined when Abram and his men captured the army at night!



UNIT 1 LESSON 4 DAY 3 APPLICATION

BIBLE STORY MEMORY Genesis 12:2
"I will make you into a great nation and I will bless you."

LESSON 4 LEARNING POINTS

- God delivers me from my enemies!
- God will always love me and protect me!

BIBLE STORY MEMORY Genesis 12:2

"I will make you into a great nation and I will bless you."




GLORIOUS GALAXY II

Adventures in the Debut of God's Son

UNIT 1
LESSON
4

DAY 4

SONG LYRICS



GLORIOUS GALAXY II DAY 4 SONG LYRICS

sail

hand

UNIT MEMORY Isaiah 40:28
The LORD is the everlasting God, the Creator of the ends of the earth.

"NEVER ALONE" BOOSTER SONG PSALM 139:9-10

If I should cross
The great unknown
Or swim the deep
I'm not alone
He's in my heart
No matter where I roam
And if I zoom
The galaxy
Or sail away
To a foreign sea
His hand will keep me close
And lead me home

Never Alone
My heart is not my own
Never Alone
My heart is where He's home
Never Alone
My heart is not my own
Never Alone
My heart is where He's home



LISTEN AND COLOR

After reviewing the Bible Story, direct the students to trace the letters of two key words from the song lyrics, and then color the pictures while they listen to their BOOSTER SONG. Direct the students to cheer when they hear the two words in the song!



UNIT MEMORY Isaiah 40:28

The LORD is the everlasting God, the Creator of the ends of the earth. He will not grow tired or weary, and his understanding no one can fathom.

UNIT TEACHER PREP

LESSON 1

THE BIRTH OF MOSES (EXODUS 2:1-10)

LESSON TARGET: Learn how baby Moses is rescued from a basket among the reeds of a river.

LESSON SETTING: Israel and his huge family moved to Egypt to escape a famine. At first, they did well there. But in time, the Egyptians enslaved them. When their families grow large, Pharaoh orders the midwives to kill all newborn Hebrew boys. The Israelites cry out to God to rescue them. In Exodus 2, Moses's mother puts the newborn Moses in a basket among the reeds in the river. Pharaoh's daughter adopts him and hires Moses's mother to nurse him.



LESSON 2

THE TWO SPIES (NUMBERS 13-14)

LESSON TARGET: Learn how Moses sends Joshua and Caleb into the promised land as spies.

LESSON SETTING: God calls Moses when he is 80 to lead the Israelites out of slavery in Egypt. Through Moses, God performs many miracles as signs to the Israelites that they can trust Him to take them safely into the promised land. But the people continue to doubt God. In this adventure, they have reached the promised land safely. But when Moses sends twelve spies into the land, ten return and convince the Israelites not to trust God and enter.



LESSON 3

THE LORD SENDS GIDEON (JUDGES 6)

LESSON TARGET: Learn how God calls Gideon to rescue the Israelites from enemies.

LESSON SETTING: Joshua leads the Israelites into the promised land. After him, they have no human ruler. Instead, God is their King. But people quickly forget God's commands and worship idols, doing whatever they think is right in their own eyes. However, when they commit evil in God's eyes, God stops defending them in battles. Then they cry out to God, who sends a deliverer like Gideon. The deliverers—called judges—help people return to God. Unfortunately, soon the cycle repeats.



LESSON 4

THE LORD PREPARES GIDEON (JUDGES 7)

LESSON TARGET: Understand why God gives Gideon limited resources to combat the Midianites.

LESSON SETTING: God again gives evidence that the people should trust and obey Him. He calls Gideon to lead warriors into battle. But God wants the people to know He is the reason for their success. So the Lord instructs Gideon to proceed in a way that should not possibly succeed. In fact, Gideon leads 300 men against armies over 100,000 strong. But with God's help, Gideon defeats the armies.


UNIT CRAFT IDEAS

LESSON 1 CRAFT

INSTRUCTIONS: Baby Moses floated on the Nile in a basket. Make your own basket and baby Moses.

SUPPLIES NEEDED: Crayons, glue, and fabric or yarn for blanket. Optional: small sticks for the basket.

(Use the supplied Craft PDF to print the student sheets.)



LESSON 2 CRAFT

INSTRUCTIONS: Joshua and Caleb were spies. Cut out the magnifying glass, glue to another paper, and sketch what you think they saw.

SUPPLIES NEEDED: Colored paper, scissors, glue. Optional: watercolors, tissue paper for rocks and grass.

(Use the supplied Craft PDF to print the student sheets.)

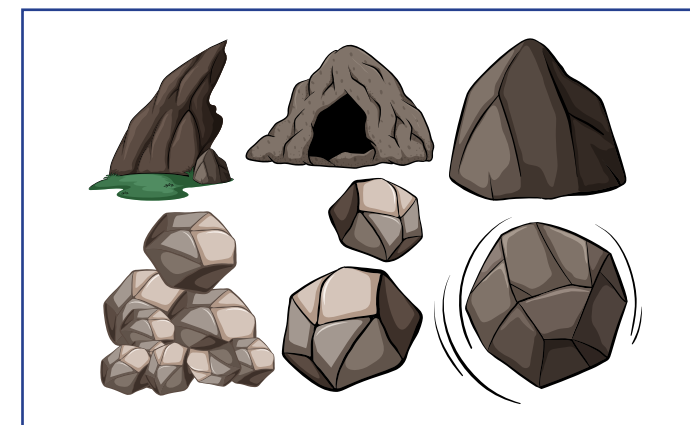


LESSON 3 CRAFT

INSTRUCTIONS: The Israelites had to hide in rocks and caves. Cut out the rocks and glue to another paper. Draw some Israelites hiding in them.

SUPPLIES NEEDED: Paper, scissors, glue, and crayons. Optional: colored paper for rocks.

(Use the supplied Craft PDF to print the student sheets.)




LESSON 4 CRAFT

INSTRUCTIONS: Gideon's army used very unusual things to defeat their enemies. Color the picture.

SUPPLIES NEEDED: Pencils and crayons. Optional: watercolors, glitter, stickers.

(Use the supplied Craft PDF to print the student sheets.)




BIBLE PASSAGE

Philippians 1:6


Being confident of this, that he who began a good work in you will carry it on to completion until the day of Christ Jesus.

BIBLE SUMMARY

These adventures show how God created a place for the Israelites to dwell as God's own people. When the Israelites call on God for help, God sends Moses to lead them to the promised land and Joshua to lead them into it. Later, God provides judges like Gideon to rescue people from attacks.



BIBLE STORY



Exodus 2 Moses is born and rescued.

Have you ever wanted to protect someone? Moses' mother wanted to protect her new baby boy, Moses. Moses's family lived in Egypt. The Egyptians took Moses's people as slaves and made them do very hard work. When there were more Israelites than Egyptians, the Egyptian king Pharaoh worried that if there were more Israelites than Egyptians, the Israelites would not work as his slaves anymore. So, the Pharaoh made a cruel law that said all baby Israelite boys should be put to death! Moses's mother was not going to let that happen, and hid Moses in her home as long as she could.


When Moses was too noisy to hide, she made a special waterproof basket to put him in. She wrapped him up in blankets and put him in the basket to float along the Nile river. She told her daughter, Miriam, to follow the basket. While Miriam was watching, the basket floated near where Pharaoh's daughter was walking by the river. When she found the basket, she realized it was one of the Israelite babies. Miriam ran to ask her if she should get an Israelite woman to care for the baby, and Pharaoh's daughter agreed. Moses's mother took care of Moses until Pharaoh's daughter was able to.



BIBLE STORY MEMORY Exodus 2:10

She named him Moses, saying, "I drew him out of the water."

ACTIVITIES



GLORIOUS GALAXY II
Adventures in the Debut of God's Son

UNIT 2 LESSON 1 DAY 2

ACTIVITIES

God protected **baby** Moses.

UNIT MEMORY Philippians 1:6
He who began a good work in you will carry it on to completion.

LESSON SETTING: Israel and his huge family moved to Egypt to escape a famine. At first, they did well there. But in time, the Egyptians enslaved them. When their families grow large, Pharaoh orders the midwives to kill all newborn Hebrew boys. The Israelites cry out to God to rescue them. In Exodus 2, Moses's mother puts the newborn Moses in a basket among the reeds in the river. Pharaoh's daughter adopts him and hires Moses's mother to nurse him.



UNIT MEMORY Philippians 1:6

Being confident of this, that **he who began a good work in you will carry it on to completion**, until the day of Christ Jesus.

HIDDEN PICTURES


After reviewing the Bible Story, direct the students to use the picture below to find and circle baby Moses, Miriam, a bird, 3 flowers, 3 palm trees, and the Egyptian princess.



Other answers will vary.

God protected **baby** Moses.

APPLICATION



PEOPLE WHO PROTECT US


God protected baby Moses while he was in his basket floating on the Nile River. After reviewing the Bible Story, direct the students to draw two people who protect them in the boxes below.

LESSON 1 LEARNING POINTS

- God loves and protects His people.
- God protects me and my family.

BIBLE STORY MEMORY Exodus 2:10

She named him Moses, saying, "I drew him out of the water."



SONG LYRICS

GLORIOUS GALAXY II

Adventures in the Debut of God's Son

SONG LYRICS

story



flame



UNIT MEMORY Philippians 1:6
He who began a good work in you will carry it on to completion.



LISTEN AND COLOR

After reviewing the Bible Story, direct the students to trace the letters of two key words from the song lyrics, and then color the pictures while they listen to their UNIT SONG. Direct the students to cheer when they hear the two words in the song!



UNIT MEMORY Philippians 1:6

Being confident of this, that he who began a good work in you will carry it on to completion, until the day of Christ Jesus.

"WHAT YOU'RE ABOUT"

UNIT SONG

PHILIPPIANS 1:6

Being confident of this
I have no doubt
God began His work in you
To finish it out
Till the moment we arrive
On the day that we see Christ
God began His work in you
It's what you're about
(What you're about) You've got a story

(What you're about) He knows your name
(What you're about) You've got a godly life to claim
(What you're about) You've got a calling
(What you're about) He lights your flame
(What you're about) You've got a godly claim to fame
It's what you're about

The Lord elected Moses
Sent Joshua to spy
Gave confidence as Caleb knew
That He was on their side
And carries to completion
His plan to guide your life
With confidence your door
Is open wide, so wide
It's what you're about


GLORIOUS GALAXY I

Adventures in the Genesis of God's Creation

UNIT 2
LESSON 2

DAY 1

BIBLE STORY



Numbers 13-14 Moses sends spies.

When Moses became a man, his job was to lead the Israelites to the promised land. God told Moses to send twelve men into the promised land to explore and spy on the people. Two of the spies were named Joshua and Caleb. The twelve spies went into the land and saw that the people were very big, and the fruit was very yummy. The spies were gone for 40 days. When they returned, Joshua and Caleb told Moses that the land was filled with "milk and honey" and was a great place to live, but the other spies said the people were too big to take the land from.

Caleb said that they would be able to take the land because God was on their side, but the other spies went out to the Israelites and told them that the people were big and would kill them all. The Israelites believed the other spies, not Joshua and Caleb. God was upset that they didn't believe his promise to help them, so He didn't let the Israelites enter the promised land yet. Instead, they had to wander the desert for 40 years so that none who did not believe God's promise would enter. God honored Caleb and Joshua for believing his promise, and allowed them to go into the promised land.

UNIT 2 LESSON 2 DAY 1 BIBLE STORY

The Two Spies
land honey

BIBLE STORY MEMORY Numbers 14:18
"The LORD is slow to anger, abounding in love."

LISTEN, COLOR AND TRACE

Direct the students to color the pictures while they hear the Bible Story and trace the letters of the two words.

BIBLE STORY Q & A

Q: What did Caleb and Joshua say the promised land was full of?

A: Milk and honey.

Q: How long did the Israelites have to wander in the desert?

A: 40 years.

BIBLE STORY MEMORY Numbers 14:18

"The LORD is slow to anger, abounding in love."




GLORIOUS GALAXY II

Adventures in the Debut of God's Son

UNIT 2
LESSON 2

DAY 2

ACTIVITIES



UNIT 2 LESSON 2 DAY 2 ACTIVITIES

Joshua and Caleb had **faith** in God.

UNIT MEMORY Philippians 1:6
He who began a good work in you will carry it on to completion.

LESSON SETTING: God calls Moses when he is 80 to lead the Israelites out of slavery in Egypt. Through Moses, God performs many miracles as signs to the Israelites that they can trust Him to take them safely into the promised land. But the people continue to doubt God. In this adventure, they have reached the promised land safely. But when Moses sends twelve spies into the land, ten return and convince the Israelites not to trust God and enter.

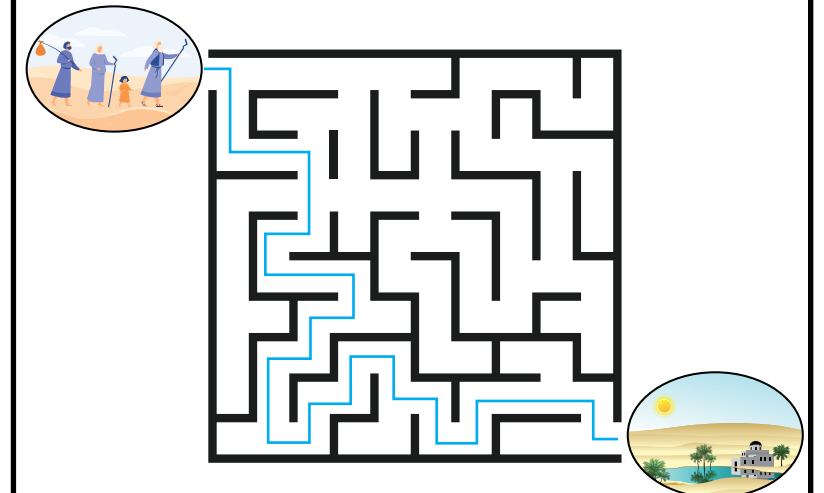


UNIT MEMORY Philippians 1:6

Being confident of this, that he who began a good work in you will carry it on to completion, until the day of Christ Jesus.


DESERT MAZE

When the Israelites did not have faith in God to help them enter the promised land—faith like Joshua and Caleb had—He had them wander the desert for 40 years. After reviewing the Bible Story, direct the students to find their way through the desert to the promised land.



Joshua and Caleb had **faith** in God.

APPLICATION



GOOD WORKS

God had a "good work" for Joshua and Celeb to do. After reviewing the Bible Story, direct the students to trace the answers for a good work that God might begin in them.

At home **chores**

At school **work hard**

With friends **share**

With my family **be helpful**

UNIT 2 LESSON 2 DAY 3 APPLICATION

At home **chores**

At school **work hard**

With friends **share**

With my family **be helpful**


BIBLE STORY MEMORY Numbers 14:18
"The LORD is slow to anger, abounding in love."

LESSON 2 LEARNING POINTS

- Joshua and Caleb had faith that God would help them.
- Faith is having confidence that God is on your side.

BIBLE STORY MEMORY Numbers 14:18

"The LORD is slow to anger, abounding in love."



SONG LYRICS

GLORIOUS GALAXY II UNIT 2 LESSON 2 DAY 4 SONG LYRICS

Christ

door

UNIT MEMORY Philippians 1:6
He who began a good work in you will carry it on to completion.



LISTEN AND COLOR

After reviewing the Bible Story, direct the students to trace the letters of two key words from the song lyrics, and then color the pictures while they listen to their UNIT SONG. Direct the students to cheer when they hear the two words in the song!



"WHAT YOU'RE ABOUT"

UNIT SONG

PHILIPPIANS 1:6

Being confident of this
I have no doubt
God began His work in you
To finish it out
Till the moment we arrive
On the day that we see Christ
God began His work in you
It's what you're about
(What you're about) You've got a story

(What you're about) He knows your name
(What you're about) You've got a godly life to claim
(What you're about) You've got a calling
(What you're about) He lights your flame
(What you're about) You've got a godly claim to fame
It's what you're about


The Lord elected Moses
Sent Joshua to spy
Gave confidence as Caleb knew
That He was on their side
And carries to completion
His plan to guide your life
With confidence your door
Is open wide, so wide
It's what you're about

UNIT MEMORY Philippians 1:6

Being confident of this, that **he who began a good work in you will carry it on to completion,** until the day of Christ Jesus.



BIBLE STORY



Judges 6 Gideon, the angel & the altar.

While the Israelites were living in the promised land, people called Midianites and Amalekites stole all the crops the Israelites would grow, and took their animals. It got so bad that the Israelites had to live in dark mountain caves to protect their families. The Israelites called to God to help them. God heard their prayers, and sent a special angel to a farmer named Gideon. The angel said, "The Lord is with you, mighty warrior." The angel told Gideon he would lead the Israelites to defeat the Midianites and Amalekites.


Gideon wanted to bring the angel food. The angel asked Gideon to put the food on a rock that he then touched with his staff. The food caught on fire, and then the angel disappeared! Gideon knew that this was a special message from God, so he built an altar there. Later, Gideon wanted to be sure about God, so he prayed two special prayers. First, he asked God to make his special carpet wet and the ground dry in the morning. When he woke, he saw wet carpet and dry ground! The next day, Gideon asked God to make the ground wet and the carpet dry. When he woke, he saw dry carpet and wet ground. Gideon knew that God was with him!



BIBLE STORY MEMORY Judges 6:12

The angel said, "The LORD is with you, mighty warrior."

ACTIVITIES



GLORIOUS GALAXY II
Adventures in the Debut of God's Son

UNIT 2 LESSON 3 DAY 2

ACTIVITIES

God called Gideon to be a **leader**.

UNIT MEMORY **Philippians 1:6**
He who began a good work in you will carry it on to completion.

LESSON SETTING: Joshua leads the Israelites into the promised land. After him, they have no human ruler. Instead, God is their King. But people quickly forget God's commands and worship idols, doing whatever they think is right in their own eyes. However, when they commit evil in God's eyes, God stops defending them in battles. Then they cry out to God, who sends a deliverer like Gideon. The deliverers—called *judges*—help people return to God. Unfortunately, soon the cycle repeats.

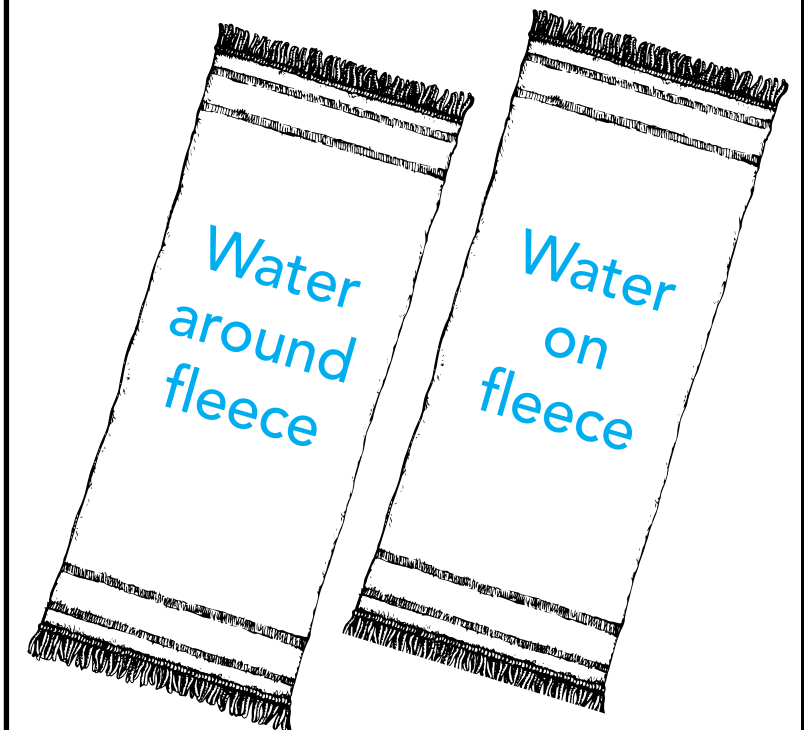


UNIT MEMORY **Philippians 1:6**

Being confident of this, that **he who began a good work in you will carry it on to completion**, until the day of Christ Jesus.


WHICH PICTURES?

Gideon asked God to do two things with the fleeces so he could be sure that God was on his side. What were they? After reviewing the Bible Story, direct the students to draw with a blue crayon where the water should be.




God called Gideon to be a **leader**.

APPLICATION



GOD CALLS YOU!

Gideon wasn't sure if he was called by God to fight the Midianites and Amalekites. After reviewing the Bible Story, direct the students to circle the pictures that show ways they can find out what God wants for them. To know God's plan is to know "what you're about!"



UNIT 2 LESSON 3 DAY 3 APPLICATION

BIBLE STORY MEMORY Judges 6:12
The angel said, "The LORD is with you, mighty warrior."


LESSON 3 LEARNING POINTS

- God is always on our side.
- God will give us the strength to obey His calling.



BIBLE STORY MEMORY Judges 6:12

The angel said, "The LORD is with you, mighty warrior."



SONG LYRICS

GLORIOUS GALAXY II UNIT 2 LESSON 3 DAY 4 SONG LYRICS

power 

world 

UNIT MEMORY Philippians 1:6
He who began a good work in you will carry it on to completion.



LISTEN AND COLOR

After reviewing the Bible Story, direct the students to trace the letters of two key words from the song lyrics, and then color the pictures while they listen to their BOOSTER SONG. Direct the students to cheer when they hear the two words in the song!



"LOVIN' GOD IS LIVIN' GREAT!" BOOSTER SONG ACTS 1:8

You get the power from the Spirit
As a witness for the Lord
In Jerusalem and Judea
From Samaria to the world

So get on your feet
And stand up straight
On your mark, get set,
No time to wait
Don't be long,
Don't be late
Tell the world that lovin' God
Is livin' great!



Lovin' God is livin' great!
Lovin' God is livin' great!
Lovin' God is livin' great!
Lovin' God is livin' grea-ea-eat!
Lovin' God is livin' ... great!



UNIT MEMORY Philippians 1:6

Being confident of this, that he who began a good work in you will carry it on to completion, until the day of Christ Jesus.

BIBLE STORY



Judges 7 God prepares Gideon's army.

The time came for Gideon to lead an army against the Midianites and the Amalekites, but God told Gideon he had too many soldiers. If their large army was victorious, the Israelites would boast that they beat their enemies without God's help. God wanted them to know he was on their side, so he told Gideon to tell everyone who was afraid to go home. 22,000 men went home, but God told Gideon that his army of 10,000 was still too big. So, God told Gideon to take the men to the water and watch how they drank. Only 300 men cupped their hands to drink, while the rest got on their hands and knees to drink like a dog.

God wanted those who drank like a dog to go home, so Gideon's army shrank from 33,000 to 300 men! One night Gideon took the 300 men to the camps of the enemy armies. At the right time, Gideon and the Israelites blew trumpets and broke big empty jars. When the enemy soldiers heard the loud noise, they woke up, ran out of their tents, and got so scared that they killed each other! The Israelites yelled, "A sword for the Lord and for Gideon!" With God's help, Gideon and the 300 Israelites defeated their enemies.



BIBLE STORY MEMORY Judges 7:20

They shouted, "A sword for the LORD and for Gideon!"

GLORIOUS GALAXY I
Adventures in the Genesis of God's Creation
UNIT 2 LESSON 4
DAY 1 BIBLE STORY

The Lord Prepares Gideon

jar tent

BIBLE STORY MEMORY Judges 7:20
They shouted, "A sword for the LORD and for Gideon!"

LISTEN, COLOR AND TRACE

Direct the students to color the pictures while they hear the Bible Story and trace the letters of the two words.


BIBLE STORY Q & A

Q: God told Gideon to send the men who drank like what animal home?

A: A dog.

Q: What did the Israelite army use to defeat their enemies?

A: They blew trumpets and broke big jars.



ACTIVITIES

GLORIOUS GALAXY II
Adventures in the Debut of God's Son
UNIT 2 LESSON 4
DAY 2 ACTIVITIES

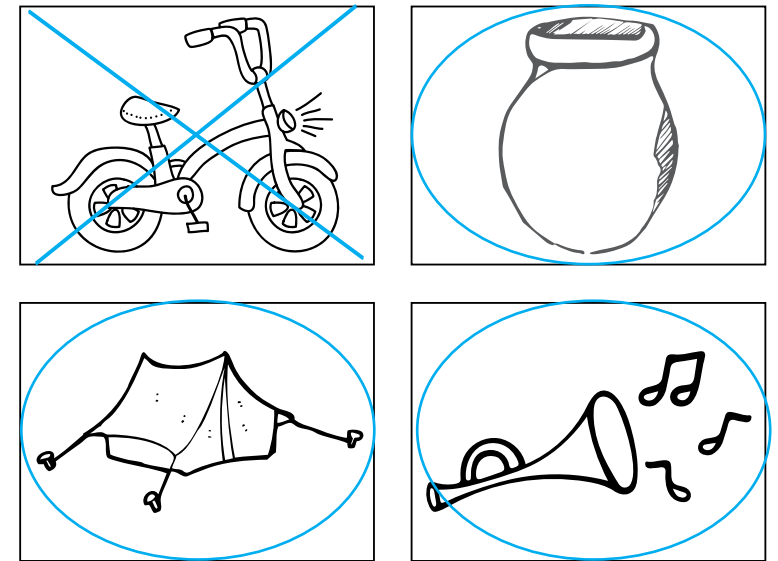
God was on their side.

UNIT MEMORY Philippians 1:6
He who began a good work in you will carry it on to completion.

LESSON SETTING: God again gives evidence that the people should trust and obey Him. He calls Gideon to lead warriors into battle. But God wants the people to know He is the reason for their success. So the Lord instructs Gideon to proceed in a way that should not possibly succeed. In fact, Gideon leads 300 men against armies over 100,000 strong. But with God's help, Gideon defeats the armies.

STORY SHOW AND TELL

The Israelites were able to defeat enemy armies when they followed God's instructions! After reviewing the Bible Story, direct the students to look at the pictures and then circle the objects that were part of the story and put an X over the object that was not part of the story.




— — **God was on their side.** — —



UNIT MEMORY Philippians 1:6


Being confident of this, that he who began a good work in you will carry it on to completion, until the day of Christ Jesus.

APPLICATION



VICTORY!

God helped Gideon defeat two enemy armies with just a small army of men! After reviewing the Bible Story, direct the students to color in the three numbers to count the number of men in Gideon's army.



UNIT 2 LESSON 4 DAY 3 APPLICATION

BIBLE STORY MEMORY Judges 7:20
They shouted, "A sword for the LORD and for Gideon!"


LESSON 4 LEARNING POINTS

- Victory is ours when God is with us.
- God is more powerful than even the strongest army!



BIBLE STORY MEMORY Judges 7:20

They shouted, "A sword for the LORD and for Gideon!"



SONG LYRICS

GLORIOUS GALAXY II UNIT 2 LESSON 4 DAY 4

SONG LYRICS

feet

tell

UNIT MEMORY Philippians 1:6
He who began a good work in you will carry it on to completion.



LISTEN AND COLOR

After reviewing the Bible Story, direct the students to trace the letters of two key words from the song lyrics, and then color the pictures while they listen to their BOOSTER SONG. Direct the students to cheer when they hear the two words in the song!



UNIT MEMORY Philippians 1:6

Being confident of this, that he who began a good work in you will carry it on to completion, until the day of Christ Jesus.

"LOVIN' GOD IS LIVIN' GREAT!" BOOSTER SONG ACTS 1:8

You get the power from the Spirit
As a witness for the Lord
In Jerusalem and Judea
From Samaria to the world

So get on your feet
And stand up straight
On your mark, get set,
No time to wait
Don't be long,
Don't be late
Tell the world that lovin' God
Is livin' great!

Lovin' God is livin' great!
Lovin' God is livin' great!
Lovin' God is livin' great!
Lovin' God is livin' grea-ea-eat!
Lovin' God is livin' ... great!

BIBLE PASSAGE

Psalm 143:8

Let the morning bring me word of your unfailing love, for I have put my trust in you. Show me the way I should go, for to you I lift up my soul.

BIBLE SUMMARY

The tribes of Israel become the kingdom of Israel when Saul is crowned. God is to be Saul's King of kings, but Saul rejects God's authority. Because of this, God rejects Saul and finds a man after His own heart: David. God protects David from Saul and gives him the crown.



UNIT TEACHER PREP

LESSON 1

A SERVANT (1 SAMUEL 16:14-23)

LESSON TARGET: Learn that David comes to the palace to play the harp for Saul.

LESSON SETTING: Eventually, the Israelites demand a human king. So God tells the last judge, a prophet named Samuel, to anoint Saul as king. But Saul disobeys God's commands. Therefore, Samuel says, his kingdom will not last. Additionally, a harmful spirit troubles Saul. But this opens the door for bringing the young shepherd David into the palace to play the harp and soothe Saul.



LESSON 2

A CHAMPION (1 SAMUEL 17:1-50)

LESSON TARGET: Understand that David defeats Goliath because he trusts God.

LESSON SETTING: When the Philistines threaten Saul's kingdom, David's three oldest brothers join Saul's army. David regularly brings them supplies from his dad. On one occasion, he hears the giant Goliath insult Israel's army. Though Goliath terrifies Saul's soldiers, David's trust in the Lord assures him that God intends to defeat Goliath. He sees the giant as no different than the bears and lions he has killed protecting sheep.



LESSON 3

A FRIEND (1 SAMUEL 20:1-42)

LESSON TARGET: Learn how Jonathan showed true friendship with David by protecting David.

LESSON SETTING: David impresses Saul's son Jonathan. Jonathan gives David his own armor and weapons, and they become close friends. David serves in Saul's army so successfully that Saul puts him over other men. But then Saul becomes jealous of David's popularity. He suspects that David might be the king Samuel said would replace him. So he seeks to kill David. When David tells Jonathan, Jonathan tests his father to see if it is true so he can protect David.



LESSON 4

A PRAYER (1 KINGS 3:1-28, THANKSGIVING)

LESSON TARGET: Learn how David's son Solomon prays for wisdom and God gives it to him.

LESSON SETTING: With the Lord's help, David escapes Saul's clutches. After Saul and Jonathan die in battle, David becomes king and rules many years. He is a good and righteous king. The Lord tells David that his son Solomon should rule next. To ensure the crown passes to Solomon, the elderly David has Solomon co-reign with him. After David dies, though, Solomon worries about ruling alone. The Lord appears to him in a dream, asking him what gift he wants. Solomon asks for wisdom.

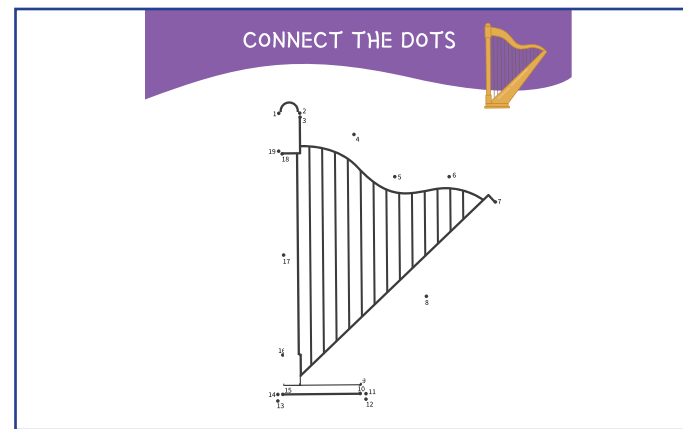
UNIT CRAFT IDEAS

LESSON 1 CRAFT

INSTRUCTIONS: Follow the dots to create the harp that David played, and then color in the harp.

SUPPLIES NEEDED: Pencils and crayons.
Optional: watercolors, stickers.

(Use the supplied Craft PDF to print the student sheets.)




LESSON 2 CRAFT

INSTRUCTIONS: What do you think Goliath looked like? Cut around David, glue him on another piece of paper, and draw in Goliath.

SUPPLIES NEEDED: Crayons, scissors, glue.
Optional: fabric.

(Use the supplied Craft PDF to print the student sheets.)




LESSON 3 CRAFT

INSTRUCTIONS: Color and then cut around David and Jonathan. Tape onto a craft stick. Use your puppets to retell the story of David and Jonathan.

SUPPLIES NEEDED: Paper, craft sticks, tape. Optional: cardstock for puppets.

(Use the supplied Craft PDF to print the student sheets.)



LESSON 4 CRAFT

INSTRUCTIONS: Solomon chose wisdom as his treasure. What do you treasure? Draw what you treasure most in the box.

SUPPLIES NEEDED: Pencils and crayons.
Optional: watercolors, glitter, stickers.

(Use the supplied Craft PDF to print the student sheets.)



GLORIOUS GALAXY I

Adventures in the Genesis of God's Creation

UNIT 3
LESSON 1

DAY 1

BIBLE STORY



1 Samuel 16 David plays the harp for Saul.

King Saul was the first king of Israel. He had been a good king for a while, but then King Saul decided to do things the way he wanted, not the way God wanted. Because King Saul did not obey God, an evil spirit would torment King Saul, causing him to feel angry and mad. Saul's helper said to him, "Let our lord command his servants to search for someone who can play the harp. He will play, and you will feel better." So, King Saul told his servants to find a harp player. One of them told him about a young man named David, who was a good-looking, brave warrior who spoke well. Plus, the Lord was with David.

So, Saul sent for David. David's father sent his son to the king's palace on a donkey with gifts of bread, wine, and a young goat. David began working for King Saul, and King Saul liked him so much that he made David one of his armor-bearers. He asked David's father to let David keep working for him. Whenever King Saul began to feel mad and mean, David would play his harp and King Saul would become peaceful again. David obeyed King Saul and worked to be a good servant for King Saul. That made God happy and he blessed David for it.

UNIT 3 LESSON 1 DAY 1 BIBLE STORY

A Servant
king harp

BIBLE STORY MEMORY 1 Samuel 16:23
David would take his harp and relief would come to Saul.

LISTEN, COLOR AND TRACE

Direct the students to color the pictures while they hear the Bible Story and trace the letters of the two words.

BIBLE STORY Q & A

- Q: Why did King Saul become a bad king?
A: He started doing things his way instead of God's way.
- Q: What instrument did David play to calm King Saul down?
A: A harp.

BIBLE STORY MEMORY 1 Samuel 16:23

David would take his harp and relief would come to Saul.



GLORIOUS GALAXY II

Adventures in the Debut of God's Son

UNIT 3
LESSON 1

DAY 2

ACTIVITIES



UNIT 3 LESSON 1 DAY 2

ACTIVITIES

David's harp gave **peace** to King Saul.


UNIT MEMORY Psalm 143:8
Let the morning bring me word of your unfailing love, for I have put my trust in you.

LESSON SETTING: Eventually, the Israelites demand a human king. So God tells the last judge, a prophet named Samuel, to anoint Saul as king. But Saul disobeys God's commands. Therefore, Samuel says, his kingdom will not last. Additionally, a harmful spirit troubles Saul. But this opens the door for bringing the young shepherd David into the palace to play the harp and soothe Saul.

BEFORE AND AFTER

David helped King Saul by playing his harp to make him feel better. After reviewing the Bible Story, direct the students to draw King Saul's face before and after David played his harp.

Drawings will vary.




David's harp gave **peace** to King Saul.

UNIT MEMORY Psalm 143:8

Let the morning bring me word of your unfailing love, for I have put my trust in you. Show me the way I should go, for to you I lift up my soul.



APPLICATION



BRINGING PEACE

By using his skills, like playing the harp, David was a helper and a servant to King Saul and made him feel peaceful. After reviewing the Bible Story, direct the students to look at the pictures and talk about what is happening in each. Then, ask them about how they can bring peace in these situations.



LESSON 1 LEARNING POINTS

- God brings us peace.
- I can help bring peace to others.

BIBLE STORY MEMORY 1 Samuel 16:23

David would take his harp and relief would come to Saul.



SONG LYRICS



GLORIOUS GALAXY II
Adventures in the Debut of God's Son
UNIT 3 LESSON 1
DAY 4

SONG LYRICS

wake

hurry

UNIT MEMORY Psalm 143:8
Let the morning bring me word of your unfailing love, for I have put my trust in you.



LISTEN AND COLOR

After reviewing the Bible Story, direct the students to trace the letters of two key words from the song lyrics, and then color the pictures while they listen to their UNIT SONG. Direct the students to cheer when they hear the two words in the song!



UNIT MEMORY Psalm 143:8

Let the morning bring me word of your unfailing love, for I have put my trust in you. Show me the way I should go, for to you I lift up my soul.

"MORE THAN ENOUGH"

UNIT SONG

PSALM 143:8

If I could just
Wake up each day
With Your word in my ears
I could trust you all day long
And lose my fears

So hurry down
Bring me word
Of Your unfailing love
For You send from high above
More than enough

I'll go to sleep
At night hopin' in You
And boot up
Every morning anew
King David came through
As his trust in You grew
So to You I commit my life, too

GLORIOUS GALAXY I

Adventures in the Genesis of God's Creation

UNIT 3
LESSON 2

DAY 1

BIBLE STORY



1 Samuel 17 David defeats Goliath.

The Israelite army was in trouble in their war with the Philistines. Each day, a giant Philistine named Goliath would walk between the armies and yell at the Israelites. King Saul and the Israelite army feared Goliath, who was nine feet tall, wore bronze armor, and was a champion warrior! One day, David's father sent him to the battle with food for his brothers, and the soldiers told him Goliath would challenge someone to fight him and that the victor would decide the battle. David could not believe that they all feared Goliath!

David told Saul he would fight. Saul agreed. David could not walk in Saul's heavy armor, so he removed it and put five smooth stones for his sling in his bag. Knowing God would be with him, he went out to the battle line to face Goliath. Goliath saw that a boy was coming to fight him and yelled insults at David, who said to Goliath, "You come against me with sword and spear and javelin, but I come against you in the name of the Lord Almighty." David put one stone in his sling, swung it over his head, and hit Goliath in the middle of his forehead. Goliath fell down dead and the Israelite army chased down the Philistine army and won the battle!



BIBLE STORY MEMORY 1 Samuel 17:47

"Not by sword or spear that the LORD saves;
for the battle is the LORD's."

GLORIOUS GALAXY II

Adventures in the Debut of God's Son

UNIT 3
LESSON 2

DAY 2




ACTIVITIES



GLORIOUS GALAXY I
Adventures in the Genesis of God's Creation

UNIT 3 LESSON 2
DAY 1 BIBLE STORY

A Champion
David stones

BIBLE STORY MEMORY 1 Samuel 17:47
"Not by sword or spear that the LORD saves;
for the battle is the LORD's."

LISTEN, COLOR AND TRACE

Direct the students to color the pictures while they hear the Bible Story and trace the letters of the two words.

BIBLE STORY Q & A

Q: Why were the Israelites afraid of Goliath?


A: He was a nine-foot tall,
bronze-armored warrior.

Q: What did David defeat Goliath with?

A: God's power and a sling with five
smooth stones.

GLORIOUS GALAXY II
Adventures in the Debut of God's Son

UNIT 3 LESSON 2
DAY 2 ACTIVITIES



The **battle** is the LORD's.

UNIT MEMORY Psalm 143:8
Let the morning bring me word of your
unfailing love, for I have put my trust in you.

LESSON SETTING: When the Philistines threaten Saul's kingdom, David's three oldest brothers join Saul's army. David regularly brings them supplies from his dad. On one occasion, he hears the giant Goliath insult Israel's army. Though Goliath terrifies Saul's soldiers, David's trust in the Lord assures him that God intends a to defeat Goliath. He sees the giant as no different than the bears and lions he has killed protecting sheep.

MEMORY WORD STONES

King Saul wanted David to use his armor to fight Goliath, but it was too big for David. Instead, all David brought to the battle was five smooth stones and a sling, for he knew the Lord would bring him victory. After reviewing the Bible Story, direct the students to color the picture of Goliath, and then to draw a big circle around the spot where David's stone struck the Philistine giant.



The **battle** is the LORD's.



UNIT MEMORY Psalm 143:8

Let the morning bring me word of your unfailing love,
for I have put my trust in you. Show me the way I should go,
for to you I lift up my soul.


GLORIOUS GALAXY I

Adventures in the Genesis of God's Creation

UNIT 3
LESSON 2

DAY 3

APPLICATION



GOD'S POWER JOURNAL

Goliath was a BIG problem for God's army. Sometimes, hard days can seem "too big" for God to handle, but He is more powerful than any "Goliath" in our lives. After reviewing the Bible Story, direct the students to trace the yellow words about how God is "more than enough." Say, "God loves us, God helps us," etc.

GOD ...



LESSON 2 LEARNING POINTS

- God's unfailing love is with us every day.
- God's Word is more than enough!

BIBLE STORY MEMORY 1 Samuel 17:47

"Not by sword or spear that the LORD saves; for the battle is the LORD's."




GLORIOUS GALAXY II

Adventures in the Debut of God's Son

UNIT 3
LESSON 2

DAY 4

SONG LYRICS



LISTEN AND COLOR

After reviewing the Bible Story, direct the students to trace the letters of two key words from the song lyrics, and then color the pictures while they listen to their UNIT SONG. Direct the students to cheer when they hear the two words in the song!



"MORE THAN ENOUGH"

UNIT SONG

PSALM 143:8

If I could just
Wake up each day
With Your word in my ears
I could trust you all day long
And lose my fears

So hurry down
Bring me word
Of Your unfailing love
For You send from high above
More than enough

I'll go to sleep
At night hopin' in You
And boot up
Every morning anew
King David came through
As his trust in You grew
So to You I commit my life, too

UNIT MEMORY Psalm 143:8

Let the morning bring me word of your unfailing love, for I have put my trust in you. Show me the way I should go, for to you I lift up my soul.




GLORIOUS GALAXY I

Adventures in the Genesis of God's Creation

UNIT 3
LESSON
3

DAY 1

BIBLE STORY



1 Samuel 20 David's friendship with Jonathan.

After David killed Goliath, the Israelites sang songs about David as a better warrior than Saul. King Saul was jealous and wanted to kill David, who was his son Jonathan's best friend! So, Jonathan devised a plan. He told David not to come to two special dinners. If Saul was mad that David was not there, they would know Saul wanted to kill David. The morning after the dinners, David would hide behind a rock while Jonathan shot arrows for his servant to retrieve. If Jonathan shouted that the arrows fell short of his helper, then David was safe. But if Jonathan shouted that the arrows went past his servant, then David was in danger.

King Saul noticed that David was not at the first dinner, but kept quiet. When David was not at the second dinner, Saul asked Jonathan where David was. Jonathan said he told David he didn't need to come. When Saul heard this, he threw a spear at Jonathan! In the morning, Jonathan went near the rock, shot the arrows, and shouted that they went past his servant. David and Jonathan were sad that David had to run away to be safe from Saul. Jonathan said to David, "Go in peace, for we have sworn friendship with each other in the name of the Lord."



BIBLE STORY MEMORY 1 Samuel 20:42

"We have sworn friendship with each other in the name of the LORD."


GLORIOUS GALAXY II

Adventures in the Debut of God's Son

UNIT 3
LESSON
3

DAY 2

ACTIVITIES



LESSON SETTING: David impresses Saul's son Jonathan. Jonathan gives David his own armor and weapons, and they become close friends. David serves in Saul's army so successfully that Saul puts him over other men. But then Saul becomes jealous of David's popularity. He suspects that David might be the king Samuel said would replace him. So he seeks to kill David. When David tells Jonathan, Jonathan tests his father to see if it is true so he can protect David.

COLOR IN THE FRIENDS

Jonathan warned David to run away so that King Saul wouldn't hurt him. Jonathan wanted to protect his friend. After reviewing the Bible Story, direct the students to color in David and Jonathan from this adventure.




They were friends in the LORD.



UNIT MEMORY Psalm 143:8

Let the morning bring me word of your unfailing love, for I have put my trust in you. Show me the way I should go, for to you I lift up my soul.

APPLICATION



BLESSINGS OF FRIENDS

David and Jonathan were good friends. Friends who love God are a blessing from Him. After reviewing the Bible Story, direct the students to draw a way their friends can bless them, and a way they can bless their friends.

Examples to draw:

share a toy, play with them, say nice things, help them up if they are hurt, give them a crayon.

UNIT 3 LESSON 3 DAY 3 APPLICATION

BIBLE STORY MEMORY 1 Samuel 20:42
"We have sworn friendship with each other in the name of the LORD."

LESSON 3 LEARNING POINTS

- Blessings are special joys from God.
- Friends are special blessings from God!



BIBLE STORY MEMORY 1 Samuel 20:42

"We have sworn friendship with each other in the name of the LORD."

SONG LYRICS



GLORIOUS GALAXY II UNIT 3 LESSON 3 DAY 4 SONG LYRICS

run 

hide 

UNIT MEMORY Psalm 143:8
Let the morning bring me word of your unfailing love, for I have put my trust in you.



LISTEN AND COLOR

After reviewing the Bible Story, direct the students to trace the letters of two key words from the song lyrics, and then color the pictures while they listen to their BOOSTER SONG. Direct the students to cheer when they hear the two words in the song!



UNIT MEMORY Psalm 143:8

Let the morning bring me word of your unfailing love, for I have put my trust in you. Show me the way I should go, for to you I lift up my soul.

"YOU CAN'T RUN" BOOSTER SONG JONAH 3:1-3

You can't run, you can't hide
Why would you when God's on your side?
You can't run, you can't hide
Why would you when God's on your side?

I have run away from Him
I have tried to hide
Gonna turn away from sin
And throw away my pride
Because I know He died for me so that I'll live eternally
And that is why I'm tellin' you that!

Jonah took a lap around the darkness of the sea
'Cause he hated God's assignment so he tried to flee
Yeah, it got him into trouble with his buddies on the boat
And they had to throw him over so the boat could float
And then when God decided he was pleased with Jonah's prayer
He was coughed up by the fish on the beach somewhere
Yeah, he got another chance to do the thing that God had said
And he chose to go the right way, do the smarter thing instead!


GLORIOUS GALAXY I

Adventures in the Genesis of God's Creation

UNIT 3
LESSON
4

DAY 1

BIBLE STORY



1 Kings 3 David's son Solomon prays for wisdom.

Eventually, King Saul and his son Jonathon died in battle. David was very sad when Jonathon died. The people made David king and he ruled a long time. When he was old, David made his son Solomon king along with him and gave King Solomon much advice about always seeking God and obeying His commands. Later, David died too, and Solomon was king by himself. Solomon was afraid that he might be too young to be a good king and judge people wisely, since in those days, kings were also judges. But God was pleased with Solomon.

One night, God came to Solomon in a dream and said he could ask for anything he wanted from God. Do you know what he asked for? Solomon told God he was afraid he was too young to rule so many people well, so he asked for wisdom. He wanted to be a great king and a fair judge, and to be those things he needed wisdom. God was so pleased that Solomon asked for wisdom that He promised to not only give him wisdom, but also the things he did not ask for: riches and long life! Solomon knew that having godly wisdom was not about being smart, but rather about doing godly things, and he made many wise decisions while he was king.



BIBLE STORY MEMORY 1 Kings 3:9

"Give your servant a discerning heart between right and wrong."

GLORIOUS GALAXY I
Adventures in the Genesis of God's Creation

UNIT 3 LESSON 4
DAY 1 BIBLE STORY

A Prayer (Thanksgiving)

wisdom riches

HOLY BIBLE

BIBLE STORY MEMORY 1 Kings 3:9
"Give your servant a discerning heart between right and wrong."

LISTEN, COLOR AND TRACE

Direct the students to color the pictures while they hear the Bible Story and trace the letters of the two words.

BIBLE STORY Q & A

Q: What did God tell Solomon in his dream?

A: Solomon could ask God for anything.

Q: What did Solomon ask God for?

A: Wisdom.

GLORIOUS GALAXY II

Adventures in the Debut of God's Son

UNIT 3
LESSON
4

DAY 2

ACTIVITIES



GLORIOUS GALAXY II
Adventures in the Debut of God's Son

UNIT 3 LESSON 4
DAY 2

ACTIVITIES

Solomon asked for wisdom.

UNIT MEMORY Psalm 143:8
Let the morning bring me word of your unfailing love, for I have put my trust in you.

LESSON SETTING: With the Lord's help, David escapes Saul's clutches. After Saul and Jonathan die in battle, David becomes king and rules many years. He is a good and righteous king. The Lord tells David that his son Solomon should rule next. To ensure the crown passes to Solomon, the elderly David has Solomon co-reign with him. After David dies, though, Solomon worries about ruling alone. The Lord appears to him in a dream, asking him what gift he wants. Solomon asks for wisdom.

WORDS OF WISDOM

God told Solomon he could ask Him for anything, and yet Solomon asked only for wisdom. Having godly wisdom is not just being smart, but rather doing godly things. After reviewing the Bible Story, direct the students to color the picture of a godly action like being kind.




Solomon asked for wisdom.



UNIT MEMORY Psalm 143:8

Let the morning bring me word of your unfailing love, for I have put my trust in you. Show me the way I should go, for to you I lift up my soul.



ACT IT OUT

We can use God's wisdom to act in a godly way at home or at school. After reviewing the Bible Story, break the students into small groups and direct them to act out the following situations: being kind, being fair, being caring, being helpful. Then, have them color the picture below of someone being fair.



UNIT 3 LESSON 4
DAY 3 APPLICATION

BIBLE STORY MEMORY 1 Kings 3:9
"Give your servant a discerning heart between right and wrong."

LESSON 4 LEARNING POINTS

- The Bible is full of God's wisdom.
- Wisdom from God helps our faith to grow!





BIBLE STORY MEMORY 1 Kings 3:9

"Give your servant a discerning heart between right and wrong."



GLORIOUS GALAXY II UNIT 3 LESSON 4
DAY 4 SONG LYRICS

died 

flee 

UNIT MEMORY Psalm 143:8
Let the morning bring me word of your unfailing love, for I have put my trust in you.



LISTEN AND COLOR

After reviewing the Bible Story, direct the students to trace the letters of two key words from the song lyrics, and then color the pictures while they listen to their BOOSTER SONG. Direct the students to cheer when they hear the two words in the song!



UNIT MEMORY Psalm 143:8

Let the morning bring me word of your unfailing love, for I have put my trust in you. Show me the way I should go, for to you I lift up my soul.

"YOU CAN'T RUN" BOOSTER SONG JONAH 3:1-3

You can't run, you can't hide
Why would you when God's on your side?
You can't run, you can't hide
Why would you when God's on your side?

I have run away from Him
I have tried to hide
Gonna turn away from sin
And throw away my pride
Because I know He died for me so that I'll live eternally
And that is why I'm tellin' you that!

Jonah took a lap around the darkness of the sea
'Cause he hated God's assignment so he tried to flee
Yeah, it got him into trouble with his buddies on the boat
And they had to throw him over so the boat could float
And then when God decided he was pleased with Jonah's prayer
He was coughed up by the fish on the beach somewhere
Yeah, he got another chance to do the thing that God had said
And he chose to go the right way, do the smarter thing instead!

UNIT TEACHER PREP

LESSON 1

THE OBEDIENCE (MATTHEW 1:18-24)

LESSON TARGET: Learn how Joseph obeys the angel of the Lord.

LESSON SETTING: Over time, evil kings reject God as their King of kings. So much injustice abounds that people ask God why He allows evil. God explains to prophets that He plans to stop the evil by sending the people into exile and taking away their kings. But the Lord promises to bring them back from exile. And later, He will send an anointed king descended from David who will rule forever in perfect righteousness and justice (Isaiah 9:7).



LESSON 2

THE BIRTH (LUKE 2:1-7)

LESSON TARGET: Learn how the birth of Jesus occurs.

LESSON SETTING: In this adventure, Rome rules. Joseph lives in the town of Nazareth in the province of Galilee. But he and Mary have to go to Bethlehem in the province of Judea for a census. This fulfills prophecy: "But you, Bethlehem Ephra- thah, though you are small among the clans of Judah, out of you will come for me one who will be ruler over Israel, whose origins are from of old, from ancient times" (Micah 5:2).



LESSON 3

THE ANGELS (LUKE 2:8-14)

LESSON TARGET: Learn how angels visit the shepherds.

LESSON SETTING: David and all the kings descended from him were called *anointed one*. That was because they were anointed with oil at their coronation. We get our English word *messiah* from the Hebrew for *anointed one*. We get our English word *christ* from the Greek for *anointed one*. That is why Jesus is called Messiah and Christ. They are titles that mean *Anointed One*. Therefore, prophecies about the king who will rule forever are called *messianic prophecies*.



LESSON 4

THE SHEPHERDS (LUKE 2:15-20, CHRISTMAS)

LESSON TARGET: Learn about the shepherds' trip to Bethlehem.

LESSON SETTING: In Mary's day, people are eager for God to send the Messiah whom the Old Testament prophesies so much about. They think the Messiah will be a warrior who will overthrow Roman rule. Mary is the first to discover this Messiah will be different. He will be the literal Son of God. God sends people to support Mary and Joseph through the pregnancy and birth: Mary's relative Elizabeth, shepherds, two godly prophets at the temple, and wise men.

BIBLE PASSAGE

John 1:12

Yet to all who received him, to those who believed in his name, he gave the right to become children of God.

BIBLE SUMMARY

More adventures begin when an angel visits Mary and Joseph. They find out that Mary is going to have a baby who is the literal Son of God. He will fulfill the Old Testament prophecies about a special king who will rule in righteousness and justice forever.



UNIT CRAFT IDEAS

LESSON 1 CRAFT

INSTRUCTIONS: Christmas is coming because Jesus is born! Write a card to a special person to wish them a merry Christmas!

SUPPLIES NEEDED: Cardstock, pencils, and crayons. Optional: watercolors, glitter, stickers.

(Use the supplied Craft PDF to print the student sheets.)



LESSON 2 CRAFT

INSTRUCTIONS: (Note: nativity is made over 3 weeks.) Make a 3D nativity set with toilet paper tubes. Cut out characters and glue to tubes. (Or make finger puppets with craft sticks.)

SUPPLIES NEEDED: Toilet paper tubes, crayons, glue, glitter. Optional: craft sticks.

(Use the supplied Craft PDF to print the student sheets.)



LESSON 3 CRAFT

INSTRUCTIONS: (Note: nativity is made over 3 weeks.) Make a 3D nativity set with toilet paper tubes. Cut out characters and glue to tubes. (Or make finger puppets with craft sticks.)

SUPPLIES NEEDED: Toilet paper tubes, crayons, glue, glitter. Optional: craft sticks.

(Use the supplied Craft PDF to print the student sheets.)




LESSON 4 CRAFT

INSTRUCTIONS: (Note: nativity is made over 3 weeks.) Make a 3D nativity set with toilet paper tubes. Cut out characters and glue to tubes. (Or make finger puppets with craft sticks.)

SUPPLIES NEEDED: Toilet paper tubes, crayons, glue, glitter. Optional: craft sticks.

(Use the supplied Craft PDF to print the student sheets.)



BIBLE STORY



Matthew 1 Joseph obeys the angel of the Lord.

About 500 years after King David, some bad kings ruled Israel. The kings and people did not obey God's commands and did many bad things. So, God took away their kings, but promised that He would one day send a special king who would always obey Him, judge fairly, and rule forever. After another 500 years, an angel appeared to a young woman named Mary. He told her that she was going to have a baby who would be that special king. Mary asked how that could be since she was engaged to Joseph but not married yet. The angel told her the baby would come through the Holy Spirit and would be God's Son.

When Joseph found out Mary was going to have a baby, he was confused. He thought he should not marry Mary, because he did not understand that the baby was going to be God's Son! Then, one night in a dream, an angel told Joseph to not be afraid to make Mary as his wife. The angel said, "She will give birth to a son, and you are to give him the name Jesus, because he will save his people from their sins." When Joseph woke up, he knew what to do. He obeyed the angel and brought Mary home with him to be his wife.



BIBLE STORY MEMORY Matthew 1:20

"Joseph, do not be afraid to take Mary home as your wife."

UNIT 4 LESSON 1 DAY 1 BIBLE STORY

The Obedience
Mary Spirit

BIBLE STORY MEMORY Matthew 1:20
"Joseph, do not be afraid to take Mary home as your wife."

LISTEN, COLOR AND TRACE

Direct the students to color the pictures while they hear the Bible Story and trace the letters of the two words.

BIBLE STORY Q & A

Q: What did the angel tell Joseph in a dream?

A: "Do not be afraid to take Mary as his wife."

Q: What name did the angel tell Joseph to name the baby?

A: Jesus!

ACTIVITIES



UNIT 4 LESSON 1 DAY 2 ACTIVITIES

"Take Mary as your wife."

Joseph made Mary his wife.

UNIT MEMORY John 1:12
To those who believed in his name, he gave the right to become children of God.

LESSON SETTING: Over time, evil kings reject God as their King of kings. So much injustice abounds that people ask God why He allows evil. God explains to prophets that He plans to stop the evil by sending the people into exile and taking away their kings. But the Lord promises to bring them back from exile. And later, He will send an anointed king descended from David who will rule forever in perfect righteousness and justice (Isaiah 9:7).

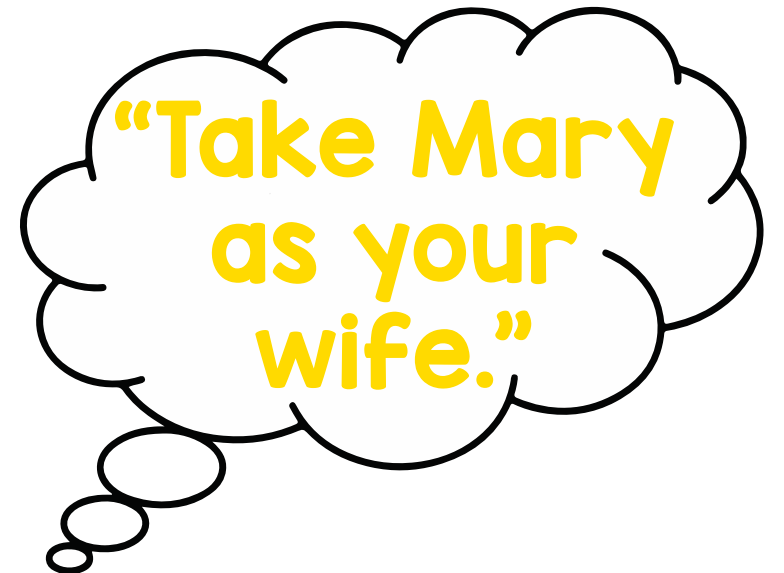


UNIT MEMORY John 1:12

Yet to all who received him, to those who believed in his name, he gave the right to become children of God.

JOSEPH'S DREAM

After reviewing the Bible Story, direct the students to draw and color a picture of Joseph sleeping on his bed. Then, have them trace the yellow words in the dream bubble.



Joseph made Mary his wife.

APPLICATION



GOD'S PLANS FOR JESUS

God made a plan to send Jesus into the world to save us from our sins. Joseph and Mary were part of His plan. After reviewing the Bible Story, direct the students to color the picture of Joseph and Mary.



UNIT 4 LESSON 1
DAY 3 APPLICATION

BIBLE STORY MEMORY Matthew 1:20
"Joseph, do not be afraid to take Mary home as your wife."

LESSON 1 LEARNING POINTS

- God's creation was a God's plans are always good!
- We celebrate Jesus coming into our world at Christmas.

BIBLE STORY MEMORY Matthew 1:20

"Joseph, do not be afraid to take Mary home as your wife."



SONG LYRICS



GLORIOUS GALAXY II UNIT 4 LESSON 1
DAY 4 SONG LYRICS

all

made

UNIT MEMORY John 1:12
To those who believed in his name, he gave the right to become children of God.

LISTEN AND COLOR

After reviewing the Bible Story, direct the students to trace the letters of two key words from the song lyrics, and then color the pictures while they listen to their UNIT SONG. Direct the students to cheer when they hear the two words in the song!

"MADE TO BE (A CHILD OF GOD)"

UNIT SONG

JOHN 1:12

Yet to all who received Him
To those who believed
The name of the true Son of God
And to all who received Him
To those who agreed
He made us into who we are
Made to be

I am truly who I'm made to be
Yes, I am a child of God
I've been given the privilege to be
Yes, I am a child of God

Joseph obeyed
The angels explained
The shepherds gave praise
And I am by grace
A child of God through faith



UNIT MEMORY John 1:12

Yet to all who received him, to those who believed in his name, he gave the right to become children of God.

BIBLE STORY



Luke 2 The birth of Christ.

The angel told Mary she was going to have a baby, and that her relative Elizabeth was going to have a baby, too. Elizabeth and her husband wanted a baby for a long time, so this was good news. Mary went to visit Elizabeth. As soon as Elizabeth heard Mary's voice, God gave Elizabeth a message for Mary that Mary's baby would be the special king. Mary took comfort in these words and wrote a song thanking God for what he was doing through her. Mary stayed with Elizabeth three months and then went to be with Joseph.

While Joseph and Mary waited for Mary to have her baby, the ruler ordered that all the people of every town were to be counted in a census. So, Joseph took Mary to the little town of Bethlehem, where his family was from and where King David had been born 1,000 years before. It was a long trip, especially because Mary was almost ready to give birth! When they arrived in Bethlehem, there were no rooms to stay in because so many people came for the census. So, in a stable where animals were kept, Mary gave birth to baby Jesus! She wrapped him in cloths and put him in a manger, which is a box that animals eat from.



BIBLE STORY MEMORY Luke 2:7

She wrapped him in cloths and placed him in a manger.



ACTIVITIES

UNIT 4 LESSON 2 DAY 1 BIBLE STORY

The Birth town manger

BIBLE STORY MEMORY Luke 2:7
She wrapped him in cloths and placed him in a manger.

LISTEN, COLOR AND TRACE

Direct the students to color the pictures while they hear the Bible Story and trace the letters of the two words.

BIBLE STORY Q & A

- Q: What city did Joseph and Mary have to travel to?
A: Bethlehem, for a census (counting of people).
- Q: Where did Mary and Joseph have to stay since the inns were full?
A: In a stable.

GLORIOUS GALAXY II UNIT 4 LESSON 2 DAY 2

ACTIVITIES

Jesus was born in a stable.

UNIT MEMORY John 1:12
To those who believed in his name, he gave the right to become children of God.

LESSON SETTING: In this adventure, Rome rules. Joseph lives in the town of Nazareth in the province of Galilee. But he and Mary have to go to Bethlehem in the province of Judea for a census. This fulfills prophecy: "But you, Bethlehem Ephrathah, though you are small among the clans of Judah, out of you will come for me one who will be ruler over Israel, whose origins are from of old, from ancient times" (Micah 5:2).



UNIT MEMORY John 1:12

Yet to all who received him, to those who believed in his name, he gave the right to become children of God.

BABY JESUS IN A MANGER

When Jesus was born, He was wrapped in cloths and laid in a manger. After reviewing the Bible Story, direct the students to draw and color the baby Jesus and a few animals in the stable on that special night.


Jesus was born in a stable.

APPLICATION



THOUGHTS ABOUT JESUS' BIRTH

When Joseph and Mary traveled to the town of Bethlehem to be counted, there was no place for them to stay. After reviewing the Bible Story, direct the students to color the picture of Joseph and Mary traveling, and then discuss how this birthplace matched the humility of Jesus, who came to serve and save us.



UNIT 4 LESSON 2 DAY 3 APPLICATION

BIBLE STORY MEMORY Luke 2:7
She wrapped him in cloths and placed him in a manger.

LESSON 2 LEARNING POINTS

- Jesus' birth was the fulfillment of God's plan.
- Jesus came to save us from our sins.

BIBLE STORY MEMORY Luke 2:7

She wrapped him in cloths and placed him in a manger.



SONG LYRICS

GLORIOUS GALAXY II UNIT 4 LESSON 2 DAY 4 SONG LYRICS

angels

faith

UNIT MEMORY John 1:12
To those who believed in his name, he gave the right to become children of God.



LISTEN AND COLOR

After reviewing the Bible Story, direct the students to trace the letters of two key words from the song lyrics, and then color the pictures while they listen to their UNIT SONG. Direct the students to cheer when they hear the two words in the song!



"MADE TO BE (A CHILD OF GOD)"

UNIT SONG

JOHN 1:12

Yet to all who received Him
To those who believed
The name of the true Son of God
And to all who received Him
To those who agreed
He made us into who we are
Made to be

I am truly who I'm made to be
Yes, I am a child of God
I've been given the privilege to be
Yes, I am a child of God

Joseph obeyed
The angels explained
The shepherds gave praise
And I am by grace
A child of God through faith

UNIT MEMORY John 1:12

Yet to all who received him, to those who believed in his name, he gave the right to become children of God.



BIBLE STORY



Luke 2 The angels visit the shepherds.

After Mary gave birth to Jesus, an angel appeared to shepherds living nearby. They were watching over their sheep at night when the angel appeared, and he shone as brightly as a star. This frightened the shepherds, so the angel said, "Do not be afraid. I bring you good news of great joy that will be for all the people." He told them that a special king had been born in the town of David, the name for the town of Bethlehem, where David was born. The angel said this would be a sign to them: they would find the baby wrapped in cloths and lying in a manger, in a feeding box for animals!

Then, more incredible things happened. While they were still looking in the sky, a great company of angels bigger than we could count began saying, "Glory to God in the highest, and on earth peace to men on whom his favor rests." Then the angels left and went up to heaven. The shepherds talked to each other in amazement, and decided to find the baby. They said to each other, "Let's go to Bethlehem and see this thing that has happened, which the Lord has told us about." So, the shepherds hurried off as fast as they could toward the little town of Bethlehem.



BIBLE STORY MEMORY Luke 2:10

"Do not be afraid. I bring you good news of great joy for all the people."

UNIT 4 LESSON 3 DAY 1 BIBLE STORY

The Angels
Jesus sheep

BIBLE STORY MEMORY Luke 2:10
"Do not be afraid. I bring you good news of great joy for all the people."

LISTEN, COLOR AND TRACE

Direct the students to color the pictures while they hear the Bible Story and trace the letters of the two words.

BIBLE STORY Q & A

Q: What scared the shepherds while they were watching their sheep?

A: Angels announcing the birth of Jesus!

Q: Where did the shepherds go after that?

A: To Bethlehem to see what the angels had announced.

ACTIVITIES



GLORIOUS GALAXY II UNIT 4 LESSON 3 DAY 2

ACTIVITIES

"I bring you **good** news of great joy."

UNIT MEMORY John 1:12
To those who believed in his name, he gave the right to become children of God.

LESSON SETTING: David and all the kings descended from him were called *anointed one*. That was because they were anointed with oil at their coronation. We get our English word *messiah* from the Hebrew for *anointed one*. We get our English word *christ* from the Greek for *anointed one*. That is why Jesus is called Messiah and Christ. They are titles that mean *Anointed One*. Therefore, prophecies about the king who will rule forever are called *messianic prophecies*.




UNIT MEMORY John 1:12

Yet to all who received him, to those who believed in his name, he gave the right to become children of God.

THE ANGELS SING

When Jesus was born, angels sang "Glory to God in the highest" while the shepherds watched. After reviewing the Bible Story, direct the students to draw what the sky looked like at that moment.



"I bring you **good news** of great joy."

APPLICATION



A CHILD OF GOD

Jesus enabled us to become a child of God. His birth, death, and resurrection came about because of God's great love for us. After reviewing the Bible Story, direct the students to draw and color a picture of their own face, and then trace the three words that tell them they are God's children.

Jesus loves me.

LESSON 3 LEARNING POINTS

- Jesus came so that all could receive Him.
- Jesus gave us the right to become a child of God!

BIBLE STORY MEMORY Luke 2:10

"Do not be afraid. I bring you good news of great joy for all the people."



SONG LYRICS



LISTEN AND COLOR

After reviewing the Bible Story, direct the students to trace the letters of two key words from the song lyrics, and then color the pictures while they listen to their BOOSTER SONG. Direct the students to cheer when they hear the two words in the song!



"UP FOR THE WORD" BOOSTER SONG JOHN 20:31

Get up for the Word
Won't you get in the game
A message to believe and you won't be
The same, oh yeah
For He is the Christ, oh yeah

Get up for the Word
Won't you open your eyes
A Savior to receive and you soon realize,
Oh yeah
That He is the Son, oh yeah
And here is the deal: there's life to reveal

So get up, get up, get up for the Word
And get up, get up, it's heaven assured
So get up, get up, get up for the Holy Word!

Get up for the Word
Won't you open your mind
A promise to relieve and you suddenly find,
Oh yeah
That He is the life, oh yeah
And here is the thing: there's life in His name

UNIT MEMORY John 1:12

Yet to all who received him, to those who believed in his name, he gave the right to become children of God.

BIBLE STORY



Luke 2, Matt. 2 Shepherds and wise men.

The shepherds ran to Bethlehem and found the baby with Mary and Joseph, just as the angels had said. The baby Jesus was lying in a manger. The shepherds spread the word about what they had been told and everyone was amazed at what they heard. Mary knew what this special night meant. Then, the shepherds returned, glorifying and praising God for all they had seen and heard, which was just as they had been told. Joseph and Mary named the baby Jesus, the name the angel had given him.

During this time, wise men from the east came to Jerusalem and asked, "Where is the one who has been born king of the Jews? We saw his star when it rose and have come to worship him." King Herod asked them where the Messiah was to be born, and they said, "In Bethlehem in Judea, just as the prophets had written." Herod sent them to Bethlehem to find the child. They followed the star, found Mary and the child, and bowed down to worship him. They opened their treasures to offer gifts of gold, incense, and myrrh. Then, God warned the wise men not to return to Herod, who wanted to kill the child, and an angel told Joseph in a dream to take Mary and Jesus to Egypt instead.



BIBLE STORY MEMORY Luke 2:20

The shepherds returned, praising God for all they had heard.

ACTIVITIES



GLORIOUS GALAXY II
Adventures in the Debut of God's Son

UNIT 4 LESSON 4 DAY 2

ACTIVITIES

They shared what they heard!

UNIT MEMORY John 1:12
To those who believed in his name, he gave the right to become children of God.

LESSON SETTING: In Mary's day, people are eager for God to send the Messiah whom the Old Testament prophesies so much about. They think the Messiah will be a warrior who will overthrow Roman rule. Mary is the first to discover this Messiah will be different. He will be the literal Son of God. God sends people to support Mary and Joseph through the pregnancy and birth: Mary's relative Elizabeth, shepherds, two godly prophets at the temple, and wise men



UNIT MEMORY John 1:12

Yet to all who received him, to those who believed in his name, he gave the right to become children of God.

WORDS OF THE SHEPHERD

If you were a shepherd and ran into Bethlehem after seeing the host of angels singing, what would you have told the people in all your excitement? After reviewing the Bible Story, direct the students to draw the expression on their face and then trace the three words that they would have said!



They shared what they heard!

APPLICATION



GOD'S GIFTS

Jesus is the best gift we could ever receive at Christmas. After reviewing the Bible Story, direct the students to trace the words of the gifts Jesus gives us, and then color the gifts.



UNIT 4 LESSON 4 DAY 3 APPLICATION

BIBLE STORY MEMORY Luke 2:20
The shepherds returned, praising God for all they had heard.

LESSON 4 LEARNING POINTS

- Christmas is about the birth of Jesus.
- The birth of Jesus brought a Savior into the world!



BIBLE STORY MEMORY Luke 2:20

The shepherds returned, praising God for all they had heard.



SONG LYRICS

GLORIOUS GALAXY II UNIT 4 LESSON 4 DAY 4

SONG LYRICS

mind

find

UNIT MEMORY John 1:12
To those who believed in his name, he gave the right to become children of God.



LISTEN AND COLOR

After reviewing the Bible Story, direct the students to trace the letters of two key words from the song lyrics, and then color the pictures while they listen to their BOOSTER SONG. Direct the students to cheer when they hear the two words in the song!



"UP FOR THE WORD" BOOSTER SONG JOHN 20:31

Get up for the Word
Won't you get in the game
A message to believe and you won't be
The same, oh yeah
For He is the Christ, oh yeah

Get up for the Word
Won't you open your eyes
A Savior to receive and you soon realize,
Oh yeah
That He is the Son, oh yeah
And here is the deal: there's life to reveal

So get up, get up, get up for the Word
And get up, get up, it's heaven assured
So get up, get up, get up for the Holy Word!

Get up for the Word
Won't you open your mind
A promise to relieve and you suddenly find,
Oh yeah
That He is the life, oh yeah
And here is the thing: there's life in His name

UNIT MEMORY John 1:12

Yet to all who received him, to those who believed in his name, he gave the right to become children of God.