

UNIT TEACHER PREP

BIBLE PASSAGE

Isaiah 41:10

"So do not fear, for I am with you; do not be dismayed, for I am your God. I will strengthen you and help you; I will uphold you with my righteous right hand."

BIBLE SUMMARY

All through the Bible we find examples of the Lord guiding and protecting people who trust Him. These narratives show God's help in the time of the judges (1357–1050 BC), of the kings (1050–586 BC), and of the restoration after exile (538–432 BC).



UNIT TEACHER PREP

LESSON 1

THE STRENGTH OF THE LORD (JUDGES 13–16)

LESSON TARGET: Learn how God helps Samson defeat the Philistines.

LESSON SETTING: Samson is another judge. He is also a Nazirite, which means he is devoted to God and cannot consume grapes; cut his hair; or touch corpses (Numbers 6:1–8). When Samson is in danger, God's Spirit gives him supernatural strength. But Samson flouts God's laws. Nonetheless, God continues to strengthen him—until he tells Delilah about his haircut prohibition, knowing she will cut his hair. With the visible sign of his devotion to God severed, God refuses to strengthen him.

LESSON 2

THE FEAR OF THE LORD (2 CHRONICLES 29; PROVERBS 2:1-5)

LESSON TARGET: Learn how Hezekiah restored the fear of God in the temple.

LESSON SETTING: Hezekiah became aware of the spiritual atrocities the kings who had gone before him had committed in God's temple. At the age of twenty-five, he was determined to please God and do what was right in His eyes. The process was threefold: fix the broken temple, replace the sacred things for worship, and remove the idols the evil kings had used.

LESSON 3

THE PROTECTION OF THE LORD (NEHEMIAH 1–13)

LESSON TARGET: Understand how God helps Nehemiah rebuild Jerusalem's wall.

LESSON SETTING: In 586 BC, God sent the last of His people into exile because they had abandoned Him. When the exile ends, few Jews want to return and face rebuilding homes, the temple, and walls. Enemies make rebuilding tough. Nehemiah is a godly and wise governor who brings a brave group of Jews back. He leads the people in rebuilding a wall around Jerusalem, the former capital city. The finished wall protects Jerusalem from enemy attacks.

LESSON 4

THE SALVATION OF THE LORD (JEREMIAH 18; PSALM 27:1-6)

LESSON TARGET: Learn how God uses Jeremiah to deliver Israel's warning.

LESSON SETTING: Jeremiah was given an "object lesson" by the potter to demonstrate God's intentions with His people. Just as the potter started over with a pot, God was ready to reshape the people of Israel, who had turned from Him. Jeremiah's strength from God to deliver His message parallels David's reliance on God from Psalm 27:1-6, and the people would later seek the salvation of the Lord after their captivity in Babylon.


UNIT CRAFT IDEAS

LESSON 1 CRAFT

INSTRUCTIONS: Make two scenes. In the first scene, draw Samson pushing the columns. In the second scene, draw Samson knocking them down and breaking them!

SUPPLIES NEEDED: Two copies of column papers, colored paper, glue, scissors, crayons. Optional: markers.

(Use the supplied Craft PDF to print the student sheets.)




LESSON 2 CRAFT

INSTRUCTIONS: What are some reasons we should seek the Lord's understanding? Discuss with the class ideas and then write them on the scroll. Use fancy writing and lots of colors!

SUPPLIES NEEDED: Markers. Optional: letter stencils or lettering ideas to copy from.

(Use the supplied Craft PDF to print the student sheets.)



LESSON 3 CRAFT

INSTRUCTIONS: Nehemiah built a wall with his supplies. What can you build with your own supplies? A house or a church? Give it a try!

SUPPLIES NEEDED: Craft sticks, glue. Optional: paint or watercolors.

(Use the supplied Craft PDF to print the student sheets.)

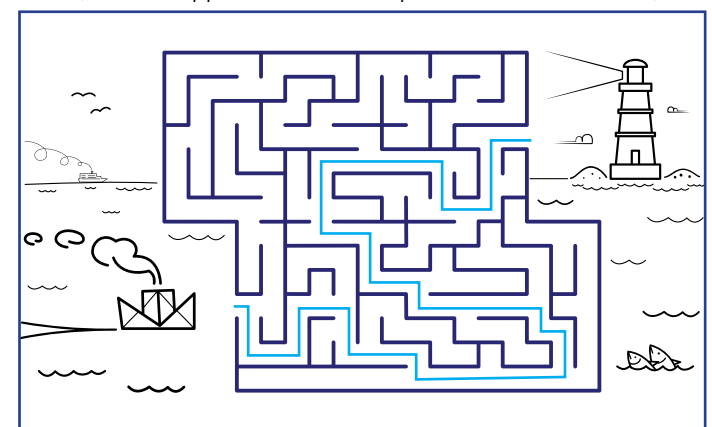


LESSON 4 CRAFT



INSTRUCTIONS: Just like Jesus saves us from our sins, a lighthouse can save a ship in rough waters. Use watercolors or colored pencils to color the boat, sea, fish, and lighthouse, and then draw the path for the boat to reach the lighthouse.

SUPPLIES NEEDED: Watercolors, colored pencils. Optional: markers.

(Use the supplied Craft PDF to print the student sheets.)



BIBLE STORY



Judges 13-16 The strength of the Lord.
 God wanted a new leader for Israel, so an angel of the Lord told a woman unable to have children that she would have a boy. The child must be a Nazirite, set apart for God's work and unable to drink wine or touch unclean things. The woman named her son Samson and God's Spirit came upon him. He had amazing strength and could kill a lion with his bare hands! He protected and would deliver the Israelites from the Philistines, but at times he also made trouble. Samson had lied to his parents and also disobeyed some of God's laws.

Samson liked a Philistine woman named Delilah, so the Philistine leaders offered her money to find out what made Samson strong. Delilah asked Samson three times and complained that Samson would not tell her the truth. Finally, Samson told her if his hair was cut he would lose his strength. She had Samson's hair cut as he slept. God's Spirit was not upon Samson, so the soldiers blinded him and took him to prison. The Philistines threw a party to celebrate Samson's defeat and brought him in to make fun of him. But when Samson prayed for God to strengthen him once more, he pushed over the pillars that held up the Philistine palace, and defeated 3,000 Philistines!

FEARLESS FRONTIER I
 Adventures in the Calling of God's Champions

UNIT 5 LESSON 1
DAY 1 BIBLE STORY

The Strength of the Lord
Samson lion pillars

BIBLE STORY MEMORY Judges 16:28
 "O Sovereign Lord, remember me. Please strengthen me just once more."

LISTEN, COLOR AND TRACE
 Direct the students to color the pictures while they hear the Bible Story and trace the letters of the three words.

BIBLE STORY Q & A
 Q: What would make Samson lose his strength?
 A: His hair getting cut.
 Q: What did Samson do when the Philistines made fun of him?
 A: He prayed and God gave his strength back.



BIBLE STORY MEMORY Judges 16:28
 "O Sovereign Lord, remember me. Please strengthen me just once more."

ACTIVITIES



FEARLESS FRONTIER II
 Adventures in the Advance of God's Son


UNIT 5 LESSON 1
DAY 2 ACTIVITIES

Ideas	A Prayer for God's Strength
By praying	
By worshipping	
By stealing	
By reading the Bible	
By video games	

In our Unit Bible Passage, God says, "I will strengthen you and help you." That is a promise from Him! Why should we put our faith in God?

UNIT MEMORY Isaiah 41:10
 "So do not fear, for I am with you; do not be dismayed, for I am your God."

LESSON SETTING: Samson is another judge. He is also a Nazirite, which means he is devoted to God and cannot consume grapes; cut his hair; or touch corpses (Numbers 6:1-8). When Samson is in danger, God's Spirit gives him supernatural strength. But Samson flouts God's laws. Nonetheless, God continues to strengthen him—until he tells Delilah about his haircut prohibition, knowing she will cut his hair. With the visible sign of his devotion to God severed, God refuses to strengthen him.




UNIT MEMORY Isaiah 41:10
 "So do not fear, for I am with you; do not be dismayed, for I am your God. I will strengthen you and help you; I will uphold you with my righteous right hand."

STRENGTH FROM GOD
 Samson's strength came from God, not from his long hair. After reviewing the Bible Story, read the 5 ideas in the left column to the students about how God can strengthen us, and direct them to rewrite only those that are true in the right column (ideas 1, 2 and 4). Then, give the simple answer the students can copy to answer the final question.

Ideas	A Prayer for God's Strength
By praying	By praying
By worshipping	
By stealing	By worshipping
By reading the Bible	By reading the Bible
By video games	

In our Unit Bible Passage, God says, "I will strengthen you and help you." That is a promise from Him! Why should we put our faith in God?
 To believe He can strengthen us.

APPLICATION



GETTING STRONGER

God made Samson strong for a special purpose. God can make us strong too in all the areas of our life. After reviewing the Bible Story, direct the students to circle and trace the correct word in each category.

Stronger in my faith
pray
cheat

Stronger in my family
tease
share

Stronger in my body
be lazy
exercise

Stronger with my schoolwork
study
play

Stronger with my friends
be unkind
be fair

UNIT 5 LESSON 1
DAY 3 APPLICATION

Stronger in my faith: pray, cheat
Stronger in my family: tease, share
Stronger in my body: be lazy, exercise
Stronger with my schoolwork: study, play
Stronger with my friends: be unkind, be fair

BIBLE STORY MEMORY Judges 16:28
"O Sovereign Lord, remember me. Please strengthen me just once more."


LESSON 1 LEARNING POINTS

- Our strength never ceases when we count on God.
- Strength to overcome challenges comes from God!



BIBLE STORY MEMORY Judges 16:28

"O Sovereign Lord, remember me. Please strengthen me just once more."



SONG LYRICS

FEARLESS FRONTIER II UNIT 5 LESSON 1 DAY 4

SONG LYRICS

Abraham

strength

UNIT MEMORY Isaiah 41:10
"So do not fear, for I am with you; do not be dismayed, for I am your God."

"COUNT ON ME" UNIT SONG ISAIAH 41:10

When Jacob and Abraham were chosen
In My righteous right hand
They could clearly see
And like Samson and Nehemiah's devotion
In My righteous right hand
You can count on Me


Do not fear, I'm with you
In My hand you'll break through
I'm your God and your strength will never cease
Do not fear, I'm with you
In My hand you'll stay true
I'm your God and your power will increase
So count on Me

My hand breaks through
I am with you
My hand stays true
I am with you



LISTEN, TRACE AND COLOR



After reviewing the Bible Story, direct the students to trace the letters of the two key words from the song lyrics, and then to color the key word pictures while they listen to their UNIT SONG. Have the students cheer when they hear the two words in the song!



UNIT MEMORY Isaiah 41:10

"So do not fear, for I am with you; do not be dismayed, for I am your God. I will strengthen you and help you; I will uphold you with my righteous right hand."

BIBLE STORY



2 Chronicles 29 The fear of the Lord.

Has someone ever come into your room and broken your toys? Many kings had ruined God's temple by worshiping false idols and breaking the sacred things used for worshiping God! When Hezekiah became king at twenty-five years old, he did what was right in the eyes of the LORD and wanted to restore the fear of the Lord in the people. So the first thing he did was to clean up the temple for the LORD. He had the broken doors of the temple fixed and called all the Levites to become priests of God again. The Levites then went into the temple and took out the idols that the evil kings before Hezekiah had used.

They replaced the idols with the special things God told them to use during worship, including the altar. Then the Levites invited the people to come in. They presented a sacrifice on the altar to ask God for the forgiveness of their sins. King Hezekiah, the Levites, and all the people bowed down and sang to worship psalms to God. The temple was clean again because Hezekiah knew how important it was to live out the words of Proverbs 2, verses 1 and 5: My son, if you accept my words and store up my commands within you, then you will understand the fear of the LORD and find the knowledge of God.



BIBLE STORY MEMORY 2 Chronicles 29:2
He did what was right in the eyes of the LORD,
just as his father David had done.



ACTIVITIES

FEARLESS FRONTIER I
Adventures in the Calling of God's Champions

UNIT 5 LESSON 2
DAY 1 BIBLE STORY

The Fear of the Lord
broken doors idols

BIBLE STORY MEMORY 2 Chronicles 29:2
He did what was right in the eyes of the LORD,
just as his father David had done.

LISTEN, COLOR AND TRACE

Direct the students to color the pictures while they hear the Bible Story and trace the letters of the three words.

BIBLE STORY Q & A

Q: How old was Hezekiah when he became king?
A: **Twenty-five years old.**

Q: Hezekiah did right in the eyes of whom?
A: **The eyes of the LORD.**

FEARLESS FRONTIER II
Adventures in the Advance of God's Son

UNIT 5 LESSON 2
DAY 2 ACTIVITIES

1. What was the first part of God's temple Hezekiah had fixed?

2. What did the Levites remove from God's temple?

3. What does Proverbs 2 tell us we need to understand?

UNIT MEMORY Isaiah 41:10
"So do not fear, for I am with you;
do not be dismayed, for I am your God."

LESSON SETTING: Hezekiah became aware of the spiritual atrocities the kings who had gone before him had committed in God's temple. At the age of twenty-five, he was determined to please God and do what was right in His eyes. The process was threefold: fix the broken temple, replace the sacred things for worship, and remove the idols the evil kings had used.




UNIT MEMORY Isaiah 41:10
"So do not fear, for I am with you; do not be dismayed, for I am your God. I will strengthen you and help you; I will uphold you with my righteous right hand."

A PURE TEMPLE

After reviewing the Bible Story, direct the students to think about the story and then answer the questions using a complete sentence. Help the students with simple answers and discuss as a class.

1. What was the first part of God's temple Hezekiah had fixed?
The doors of the temple.
2. What did the Levites remove from God's temple?
The idols the evil kings used.
3. What does Proverbs 2 tell us we need to understand?
The fear of the Lord.

APPLICATION



STORE UP GOD'S WORD

Hezekiah restored God's temple because he knew it was important to fear God and store up His commands like treasure—as we learned in Proverbs 2. After reviewing the Bible Story, direct the students to write 4 things from the word bank under "Earthly Treasures" and 4 things under "Eternal Treasures".



WORD BANK
 money fancy toys
 peace forgiveness
 fame jewels
 eternal life love



Earthly Treasures



Eternal Treasures

money
 fame
 fancy toys
 jewels

peace
 eternal life
 forgiveness
 love



BIBLE STORY MEMORY 2 Chronicles 29:2

He did what was right in the eyes of the LORD, just as his father David had done.



SONG LYRICS

FEARLESS FRONTIER II

SONG LYRICS

What will God hold those who love Him with?
 His righteous right hand.

UNIT MEMORY Isaiah 41:10
 "So do not fear, for I am with you; do not be dismayed, for I am your God."



LISTEN, ANSWER, DRAW & COLOR

After reviewing the Bible Story, direct the students to answer the question by copying your answer from the board, and then to draw and color a picture of their answer while they listen to their UNIT SONG. Have the students sing along as they go!



UNIT MEMORY Isaiah 41:10

"So do not fear, for I am with you; do not be dismayed, for I am your God. I will strengthen you and help you; I will uphold you with my righteous right hand."

"COUNT ON ME"



UNIT SONG ISAIAH 41:10

When Jacob and Abraham were chosen
 In My righteous right hand
 They could clearly see
 And like Samson and Nehemiah's devotion
 In My righteous right hand
 You can count on Me

Do not fear, I'm with you
 In My hand you'll break through
 I'm your God and your strength will never cease
 Do not fear, I'm with you
 In My hand you'll stay true
 I'm your God and your power will increase
 So count on Me

My hand breaks through
 I am with you
 My hand stays true
 I am with you

BIBLE STORY



Nehemiah 1-13 The protection of the Lord.
A long time after King David, Persia ruled over the land. Not many Israelites, often called Jews, lived in the land because it was a dangerous place with walls around cities for protection against enemies. Nehemiah was an important Jew who worked in the king's court in Persia, a city far from Judah. Nehemiah heard that Jerusalem's walls had been broken and its people were not living inside the city. This made Nehemiah sad, and he knew God wanted him to do something about it. Nehemiah prayed that he would be able to convince the king to let him go back to Judah to help rebuild the walls.

So Nehemiah went to the king and told him he was sad about Jerusalem's broken walls. The king was gracious and sent Nehemiah to rebuild the walls! Nehemiah inspected the walls and needed all the people to help, but some were angry and tried to stop Nehemiah. He prayed for God's protection, who gave the families great wisdom to have half of the men do the work while the other half guarded the workers on all sides with weapons and armor. The people fought for their city, and Nehemiah and the people successfully rebuilt the walls! The people praised God and came back to live in safety thanks to Nehemiah's obedience.

FEARLESS FRONTIER I
Adventures in the Calling of God's Champions

UNIT 5 LESSON 3
DAY 1 BIBLE STORY

The Protection of the Lord

wall
rebuild
broken

BIBLE STORY MEMORY Nehemiah 6:16
They realized that this work had been done with the help of our God.

LISTEN, COLOR AND TRACE
Direct the students to color the pictures while they hear the Bible Story and trace the letters of the three words.

BIBLE STORY Q & A
Q: Why was Nehemiah sad while serving the king of Persia?
A: The walls around Jerusalem were broken.

Q: Why was it important for Jerusalem to have walls around it?
A: To protect it from enemies.



BIBLE STORY MEMORY Nehemiah 6:16
They realized that this work had been done with the help of our God.



ACTIVITIES


FEARLESS FRONTIER II
Adventures in the Advance of God's Son

UNIT 5 LESSON 3
DAY 2 ACTIVITIES

1. What did Nehemiah feel called to do and why?
2. Did Nehemiah do all of the work by himself?
3. Who helped him?

UNIT MEMORY Isaiah 41:10
"So do not fear, for I am with you; do not be dismayed, for I am your God."

LESSON SETTING: In 586 BC, God sent the last of His people into exile because they had abandoned Him. When the exile ends, few Jews want to return and face rebuilding homes, the temple, and walls. Enemies make rebuilding tough. Nehemiah is a godly and wise governor who brings a brave group of Jews back. He leads the people in rebuilding a wall around Jerusalem, the former capital city. The finished wall protects Jerusalem from enemy attacks.




UNIT MEMORY Isaiah 41:10
"So do not fear, for I am with you; do not be dismayed, for I am your God. I will strengthen you and help you; I will uphold you with my righteous right hand."


REBUILDING THE WALLS

Nehemiah wanted his old city Jerusalem and its walls to be strong and protected again. After reviewing the Bible Story, direct the students to color the picture of Nehemiah's rebuilding plans and answer the questions below. Help the students with simple answers and write them on the board for them to copy.

1. What did Nehemiah feel called to do and why?
Nehemiah felt called to rebuild the walls around Jerusalem because the walls were broken and did not protect the city.
2. Did Nehemiah do all of the work by himself?
No.
3. Who helped him?
Nehemiah did not do all of the work by himself but enlisted the people who lived nearby to help.




APPLICATION



GOD'S PROTECTION

The colored building blocks below remind us how Nehemiah rebuilt the walls of Jerusalem to protect the holy city. In our unit song, "Count On Me," we learn we can count on God to protect us. After reviewing the Bible Story, direct the students to color the words while discussing how God protected Nehemiah.



I am
with you!

LESSON 3 LEARNING POINTS

- God upholds us with His righteous right hand.
- We have nothing to fear as protection comes from God!

BIBLE STORY MEMORY Nehemiah 6:16

They realized that this work had been done with the help of our God.



SONG LYRICS

FEARLESS FRONTIER II

Adventures in the Advance of God's Son

UNIT 5 LESSON 3

SONG LYRICS DAY 4

raised



wing



UNIT MEMORY Isaiah 41:10

"So do not fear, for I am with you; do not be dismayed, for I am your God."



LISTEN, TRACE AND COLOR

After reviewing the Bible Story, direct the students to trace the letters of the two key words from the song lyrics, and then to color the key word pictures while they listen to their BOOSTER SONG. Have the students cheer when they hear the two words in the song!



"HEADS-UP"

BOOSTER SONG

COLOSSIANS 3:1-2

Get your head out of the clouds
That's what they used to say to me
But I've been raised with Christ
And I live now for what's to be

Live it up every day
That's what the world is swift to say
But Christ sits on the throne
And I'm already there to stay


So heads-up
Don't look down
Keep your eyes above the ground
For your life is now with Christ
And there's no need to hang around
So heads-up
And take wing
Think on high where Christ is King
Set your hearts on what's above
And rest your minds on Godly things
So heads-up

UNIT MEMORY Isaiah 41:10

"So do not fear, for I am with you; do not be dismayed, for I am your God. I will strengthen you and help you; I will uphold you with my righteous right hand."



BIBLE STORY



Jeremiah 18 The salvation of the Lord.

Jeremiah was a young priest called by God to deliver a stern warning to God's people, who had turned away from Him. The LORD said to Jeremiah: "Go down to the potter's house, and there I will give you my message." So Jeremiah went down and saw the potter working at the wheel, but the pot he was shaping in his hands turned out badly. So the potter started over and formed the clay into another pot the way he liked it. Then God's message came to Jeremiah. He said, "Can't I do just like the potter to the people of Israel?" God said He was forming His people and could either tear them down, or restore them if they turned from their evil ways.

Then God gave Jeremiah a difficult assignment. God told him he must tell the people of Judah and Jerusalem that He was preparing His judgment against them unless they turned from their evil ways and honored Him. God knew the people would not listen and would later be captured by their enemies, but He also knew that years later they would turn back to seek the LORD's light and salvation. Though the people resisted him, Jeremiah delivered the message with God's strength, just as King David relied on God when he faced his enemies and said in Psalm 27: The LORD is the stronghold of my life—of whom shall I be afraid?

FEARLESS FRONTIER I
Adventures in the Calling of God's Champions

UNIT 5 LESSON 4
DAY 1 BIBLE STORY

The Salvation of the Lord

wheel
pot
clay

BIBLE STORY MEMORY Psalm 27:1
The LORD is the stronghold of my life—
of whom shall I be afraid?

LISTEN, COLOR AND TRACE

Direct the students to color the pictures while they hear the Bible Story and trace the letters of the three words.


BIBLE STORY Q & A

- Q: Where did the LORD tell Jeremiah to go?
A: Down to the potter's house.
- Q: What did the LORD say He would give Jeremiah at the potter's house?
A: His message to deliver to Israel.



BIBLE STORY MEMORY Psalm 27:1
The LORD is the stronghold of my life—
of whom shall I be afraid?

ACTIVITIES



FEARLESS FRONTIER II
Adventures in the Advance of God's Son

UNIT 5 LESSON 4
DAY 2

ACTIVITIES

God has a plan for me.

God loves me.

Jesus died for me.

UNIT MEMORY Isaiah 41:10
"So do not fear, for I am with you; do not be dismayed, for I am your God."

LESSON SETTING: Jeremiah was given an "object lesson" by the potter to demonstrate God's intentions with His people. Just as the potter started over with a pot, God was ready to reshape the people of Israel, who had turned from Him. Jeremiah's strength from God to deliver His message parallels David's reliance on God from Psalm 27:1-6, and the people would later seek the salvation of the Lord after their captivity in Babylon.




UNIT MEMORY Isaiah 41:10
"So do not fear, for I am with you; do not be dismayed, for I am your God. I will strengthen you and help you; I will uphold you with my righteous right hand."

LIGHT AND SALVATION


Even after God's people ignored Jeremiah's warning that they had turned against God, they were later given a path to seek His light and salvation and turn back to Him. After reviewing the Bible Story, direct the students to trace the letters of a truth next to each light below, and then discuss the truths.



God has a plan for me.




God loves me.



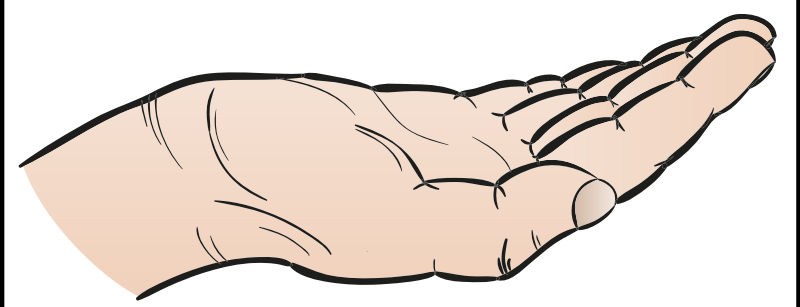
Jesus died for me.

APPLICATION



IN HIS HAND

Our UNIT MEMORY verse teaches us that God holds and protects us in His righteous right hand! After reviewing the Bible Story, direct the students to draw themselves in God's hand and then say a prayer of praise for God's protection, just as David did in Psalm 27.



UNIT 5 LESSON 4
DAY 3 APPLICATION


BIBLE STORY MEMORY Psalm 27:1
The LORD is the stronghold of my life—
of whom shall I be afraid?

LESSON 4 LEARNING POINTS

- God forgives us when we turn back to Him.
- God strengthens us to obey Him and face our enemies!



BIBLE STORY MEMORY Psalm 27:1
The LORD is the stronghold of my life—
of whom shall I be afraid?



SONG LYRICS

FEARLESS FRONTIER II UNIT 5 LESSON 4
DAY 4 SONG LYRICS

clouds


King

UNIT MEMORY Isaiah 41:10
"So do not fear, for I am with you;
do not be dismayed, for I am your God."



LISTEN, TRACE, DRAW & COLOR

After reviewing the Bible Story, direct the students to trace the letters of the two key words from the song lyrics, and then draw and color a picture of each key word while they listen to their BOOSTER SONG. Have the students sing along as they go!



UNIT MEMORY Isaiah 41:10
"So do not fear, for I am with you; do not be dismayed,
for I am your God. I will strengthen you and help you; I will
uphold you with my righteous right hand."

"HEADS-UP" BOOSTER SONG COLOSSIANS 3:1-2

Get your head out of the clouds
That's what they used to say to me
But I've been raised with Christ
And I live now for what's to be

Live it up every day
That's what the world is swift to say
But Christ sits on the throne
And I'm already there to stay

So heads-up
Don't look down
Keep your eyes above the ground
For your life is now with Christ
And there's no need to hang around
So heads-up
And take wing
Think on high where Christ is King
Set your hearts on what's above
And rest your minds on Godly things
So heads-up

UNIT TEACHER PREP

BIBLE PASSAGE

I John 4:4

You, dear children, are from God and have overcome them, because the one who is in you is greater than the one who is in the world.

BIBLE SUMMARY

Here we see the Advance of God's Son, as promised by the Old Testament. In Jesus' day, many Jews hope a king called the Messiah will come and rule over them, freeing them from Roman rule. The prophets promise that this Messiah will rule forever.



LESSON 1

HIS PASSION (LUKE 2:41-52)

LESSON TARGET: Learn what Jesus does as a young boy in the temple.

LESSON SETTING: Throughout Israel's history, many prophets warned the people if they abandon God, He will exile them. But the prophets also gave hope. They said if people repent, God will bring them back into the land. One day, God will even give them their own king again who descends from David. In this lesson, the angel Gabriel tells Mary that Jesus will be that special king known as the Messiah. In Mary's day, Rome rules the Jews.

LESSON 2

HIS PREP (MATTHEW 3:13-17)

LESSON TARGET: Learn how John baptizes Jesus.

LESSON SETTING: In the Old Testament, a priest and/or prophet anointed kings descended from David with oil at their coronations. Therefore, they were called *anointed ones*. Our word *messiah* comes from the Hebrew for *anointed one*, and our word *christ* comes from the Greek for *anointed one*. Moreover, Isaiah prophesied that God's Holy Spirit would anoint a suffering servant. In this lesson, God's Holy Spirit anoints Jesus when John baptizes Him.

LESSON 3

HIS POWER (MATTHEW 4:1-11)

LESSON TARGET: Learn how Jesus resists the devil's temptations.

LESSON SETTING: When Satan tempted Adam and Eve, they succumbed, and Satan cast death on humans. Later, the people of Israel fell to temptations too. But where these all failed to resist temptation, Jesus succeeds. By doing so, Jesus shows He is the serpent crusher whom God promised Eve. Jesus begins to defeat death and Satan.

LESSON 4

HIS PROOF (LUKE 4:16-21)

LESSON TARGET: Learn how Jesus reveals Himself in the synagogue.

LESSON SETTING: Jesus is born in Bethlehem but raised in Nazareth. Toward the beginning of His ministry, he moves to Capernaum with His mother and brothers. There He does many miracles. When Jesus later visits Nazareth, the people want Him to repeat what they heard He did in Capernaum. But Jesus merely tells them He fulfills Isaiah's prophecy. He says that prophets are not accepted in their hometowns and that God sent some prophets outside of their homelands to heal people.

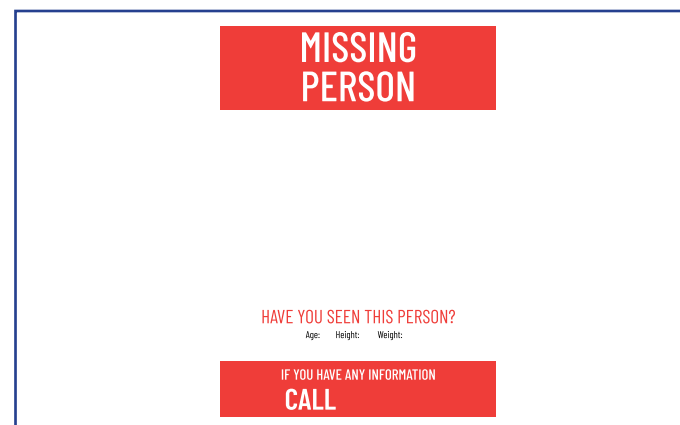
UNIT CRAFT IDEAS

LESSON 1 CRAFT

INSTRUCTIONS: What would a "missing person" poster look like for the young boy Jesus? What words would Mary and Joseph have used to describe their Son?

SUPPLIES NEEDED: Crayons, markers.

(Use the supplied Craft PDF to print the student sheets.)

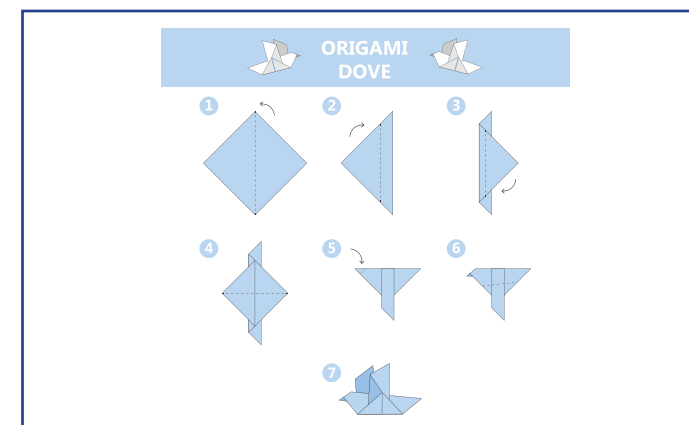


LESSON 2 CRAFT

INSTRUCTIONS: Follow the "ORIGAMI DOVE" directions to make a paper dove, which symbolizes the Holy Spirit who was present at Jesus' baptism.

SUPPLIES NEEDED: "Origami Dove" directions with 7 steps, white paper. Optional: googly eyes to glue on.

(Use the supplied Craft PDF to print the student sheets.)




LESSON 3 CRAFT

INSTRUCTIONS: Jesus used the very words of the Bible to defeat the temptations of Satan. What are some verses from your Bible REPLAY book you can use to defeat God's enemy?

SUPPLIES NEEDED: Markers. Optional: stickers.

(Use the supplied Craft PDF to print the student sheets.)

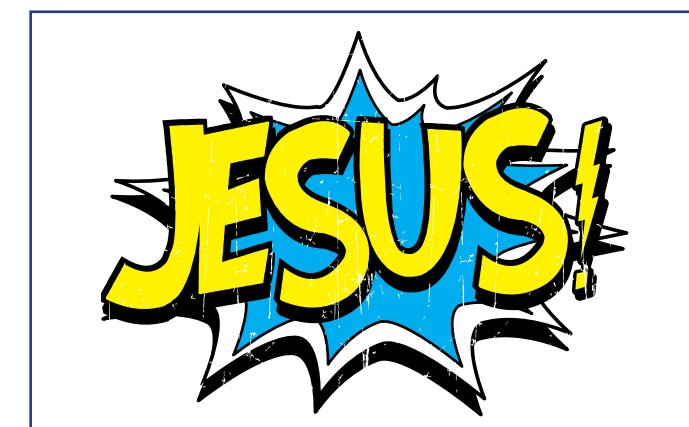


LESSON 4 CRAFT


INSTRUCTIONS: Make a card for someone who does not know Jesus. Fold a paper in half and write on the inside who Jesus said He was. Cut out the Jesus printout and glue on the front.

SUPPLIES NEEDED: Paper, glue, pencils. Optional: markers.

(Use the supplied Craft PDF to print the student sheets.)



BIBLE STORY



Luke 2 His passion.

Jesus was now 12 years old. Every year His parents, brothers and sisters, aunts and uncles, and cousins went to Jerusalem for a special holiday called the Feast of the Passover. They all traveled excitedly to Jerusalem, walking there for over a week, and sang psalms on the way. After the celebration was over, it was time to travel home. Because their family was so large, Mary and Joseph did not notice that when they left, Jesus was not with them. When the group went to settle in for the night, Mary and Joseph could not find Jesus! They hurried back to Jerusalem as fast as they could and looked everywhere for Him!

Finally, after three days, they looked in the temple and there was Jesus! He was sitting with the Bible teachers talking, listening, and answering questions about God and the Old Testament, the first part of our Bible today. Mary asked Him why He had not come home with the rest of the family. He asked, "Didn't you know I had to be in my Father's house?" The Bible teachers at the temple were astounded at the wisdom and knowledge Jesus had about God, the Bible, and faith at His young age. Jesus then went home with His parents and was obedient to them.



BIBLE STORY MEMORY Luke 2:52

Jesus grew in wisdom and stature,
and in favor with God and men.

UNIT 6 LESSON 1
DAY 1 BIBLE STORY

His Passion
travel
worried
family

BIBLE STORY MEMORY Luke 2:52
Jesus grew in wisdom and stature,
and in favor with God and men.

LISTEN, COLOR AND TRACE

Direct the students to color the pictures while they hear the Bible Story and trace the letters of the three words.

BIBLE STORY Q & A

Q: What did Jesus' family travel to Jerusalem for every year?

A: A special holiday called the Feast of Passover.

Q: Where did Jesus' parents find him?

A: At the temple.



ACTIVITIES

FEARLESS FRONTIER II
Adventures in the Advance of God's Son

UNIT 6 LESSON 1
DAY 2

ACTIVITIES

UNIT MEMORY 1 John 4:4
The one who is in you is greater than
the one who is in the world.

LESSON SETTING: Throughout Israel's history, many prophets warned the people if they abandon God, He will exile them. But the prophets also gave hope. They said if people repent, God will bring them back into the land. One day, God will even give them their own king again who descends from David. In this lesson, the angel Gabriel tells Mary that Jesus will be that special king known as the Messiah. In Mary's day, Rome rules the Jews.

WHAT HAPPENED?

After reviewing the Bible Story, direct the students to write down the key words from each of the three events that retell the story of Jesus as a young boy in the temple. The correct answers the students will write in the blanks are: Passover, behind, and temple.



- 1 Jesus and his family went to Jerusalem to celebrate the Passover.
- 2 Jesus' family left to go home, but Mary and Joseph did not know that Jesus had stayed behind.
- 3 Mary and Joseph went looking for him and found him in the temple.



UNIT MEMORY 1 John 4:4

You, dear children, are from God and have overcome them, because **the one who is in you is greater than the one who is in the world.**



KNOWING THE TRUTH

As a young boy, Jesus talked to the priests in the temple about God! Even at your young age, what are some things you know about God and the Bible? After reviewing the Bible Story, direct the students to discuss as a class what they know about God and the Bible. Write answers on the board for them to copy.

I know this about God:

Answers will vary.

This is why it's important for everyone to know this:

Answers will vary.

I know this about the Bible:

Answers will vary.

This is why it's important for everyone to know this:

Answers will vary.

LESSON 1 LEARNING POINTS

- Jesus knew the truth about His Father just as we should!
- The Bible teaches the truth about God's love for us.

BIBLE STORY MEMORY Luke 2:52

Jesus grew in wisdom and stature,
and in favor with God and men.




LISTEN, TRACE AND COLOR

After reviewing the Bible Story, direct the students to trace the letters of the two key words from the song lyrics, and then to color the key word pictures while they listen to their UNIT SONG. Have the students cheer when they hear the two words in the song!



UNIT MEMORY 1 John 4:4

You, dear children, are from God and have overcome them, because **the one who is in you is greater than the one who is in the world.**

"WE WIN!"

UNIT SONG

1 JOHN 4:4

If we genuinely love Jesus
And believe we are from Him
Then the truth is we are stronger
Than the world we're living in

For the fact that God is in us
Salvation comes from Him
Is the proof that He is greater
And the reason why we win

Let the song begin ...
The One within
Who died to conquer sin
Is greater than the one who fools the world we're in
The One within
Who died to conquer sin
Is greater than the one and we belong to Him
With the Son we win!

Jesus grew in wisdom
To crush the tempter's sin
And made it known
The Spirit of the Lord was upon Him

BIBLE STORY



Matthew 3 His prep.

Jesus was now a grown man ready to start His ministry. He went to see Elizabeth and Zechariah's son, John. God told John to get the people ready for Jesus. He was called John the Baptist because he baptized people in the Jordan River when they wanted to turn from sin and obey God. John was also a prophet and told people God was sending someone special who would baptize people with the Holy Spirit. When Jesus asked John to baptize Him in the river, John did not feel he was worthy to baptize Jesus because Jesus was the special one sent from God and had no sin. Instead, John thought Jesus should baptize him!

Jesus told John to baptize Him because He wanted to obey God's will in everything. John obeyed and baptized Jesus in the Jordan River, and when he lifted Jesus out of the water, the sky opened and the Spirit of God came down on them like a dove and landed on Jesus. This fulfilled an Old Testament prophecy about a special servant God would send and anoint with His Spirit! Then a voice from heaven said, "This is my Son, whom I love; with Him I am well pleased." It was God's voice! John knew for sure that Jesus was the special one God had sent, and was now ready to perform miracles and turn people to God!

UNIT 6 LESSON 2
DAY 1 BIBLE STORY

His Prep
baptize
dove
river

BIBLE STORY MEMORY Matthew 3:17
A voice from heaven said, "This is my Son, whom I love; with him I am well pleased."

LISTEN, COLOR AND TRACE

Direct the students to color the pictures while they hear the Bible Story and trace the letters of the three words.

BIBLE STORY Q & A

Q: Why was John called John the Baptist?

A: He baptized people in the Jordan River.

Q: What special thing happened after Jesus was baptized?

A: God's spirit came upon him like a dove.

BIBLE STORY MEMORY Matthew 3:17

A voice from heaven said, "This is my Son, whom I love; with him I am well pleased."



ACTIVITIES



FEARLESS FRONTIER II
Adventures in the Advance of God's Son

UNIT 6 LESSON 2
DAY 2 ACTIVITIES

UNIT MEMORY 1 John 4:4
The one who is in you is greater than the one who is in the world.

LESSON SETTING: In the Old Testament, a priest and/or prophet anointed kings descended from David with oil at their coronations. Therefore, they were called *anointed ones*. Our word *messiah* comes from the Hebrew for *anointed one*, and our word *christ* comes from the Greek for *anointed one*. Moreover, Isaiah prophesied that God's Holy Spirit would anoint a suffering servant. In this lesson, God's Holy Spirit anoints Jesus when John baptizes Him.

JESUS' BAPTISM

At Jesus' baptism, John the Baptist was present along with God—who spoke from heaven—and the Holy Spirit. After reviewing the Bible Story, direct the students to write in the speech bubbles key words from God the Father ("This is my Son"), John the Baptist ("I baptize you"), and Jesus ("Let it be so").

This is my Son.

I baptize you.

Let it be so.

UNIT MEMORY 1 John 4:4

You, dear children, are from God and have overcome them, because **the one who is in you is greater than the one who is in the world.**



APPLICATION



PREPARATION

Jesus was baptized to obey God and prepare to do miracles, heal the sick, and serve us. We can also serve Jesus in return. After reviewing the Bible Story, read the captions and discuss the activity in each picture. Then, have the students circle one and share why they would like to serve Jesus in that way.



Teaching others about Jesus



Helping a friend in need



Volunteering to serve at church



Growing in your faith

UNIT 6 LESSON 2 FEARLESS FRONTIER I
Adventures in the Calling of God's Champions

DAY 3 APPLICATION

Teaching others about Jesus Helping a friend in need
Volunteering to serve at church Growing in your faith

BIBLE STORY MEMORY Matthew 3:17
A voice from heaven said, "This is my Son, whom I love; with him I am well pleased."

LESSON 2 LEARNING POINTS

- Jesus was baptized to show His obedience to God.
- Jesus' baptism strengthened Him to show He was God's Son!

BIBLE STORY MEMORY Matthew 3:17

A voice from heaven said, "This is my Son, whom I love; with him I am well pleased."



SONG LYRICS



FEARLESS FRONTIER II UNIT 6 LESSON 2
Adventures in the Advance of God's Son

SONG LYRICS DAY 4

God, the One who is in us, is greater than whom?
The one who fools the world (the devil).

UNIT MEMORY 1 John 4:4
The one who is in you is greater than the one who is in the world.

"WE WIN!"

UNIT SONG

1 JOHN 4:4

If we genuinely love Jesus
And believe we are from Him
Then the truth is we are stronger
Than the world we're living in

For the fact that God is in us
Salvation comes from Him
Is the proof that He is greater
And the reason why we win

Let the song begin ...
The One within
Who died to conquer sin
Is greater than the one who fools the world we're in
The One within
Who died to conquer sin
Is greater than the one and we belong to Him
With the Son we win!

Jesus grew in wisdom
To crush the tempter's sin
And made it known
The Spirit of the Lord was upon Him

LISTEN, ANSWER, DRAW & COLOR

After reviewing the Bible Story, direct the students to answer the question by copying your answer from the board, and then to draw and color a picture of their answer while they listen to their UNIT SONG. Have the students sing along as they go!

UNIT MEMORY 1 John 4:4

You, dear children, are from God and have overcome them, because **the one who is in you is greater than the one who is in the world.**



BIBLE STORY



Matthew 4 His power.

The Holy Spirit led Jesus into the wilderness to be tempted by the devil to disobey God. Jesus did not eat for 40 days, so the devil tempted Him while He was hungry. The devil knew Jesus had God's power, so he told Jesus to make stones into bread. Jesus knew God's Word and said, "It is written: 'Man shall not live on bread alone, but on every word that comes from the mouth of God.'" Jesus used God's Word to resist temptation. Then the devil took Jesus to the highest point of the temple and told Him to throw Himself down so God would send His angels to save Him. But Jesus said, "It is also written: 'Do not put the Lord your God to the test.'"

Finally, the devil took Jesus to a high mountain and said he would give Him all the kingdoms of the world along with all their splendor if Jesus would bow down and worship him. Jesus refused, saying, "Away from me, Satan! For it is written: 'Worship the Lord your God, and serve Him only.'" Jesus used the Bible to defeat temptation. Then the devil left him and God sent angels to attend to Jesus with food and strength. Jesus used the power of God's words to turn away from temptation of sin!

UNIT 6 LESSON 3 FEARLESS FRONTIER I
Adventures in the Calling of God's Champions

DAY 1 BIBLE STORY

His Power
hungry
no
bow

BIBLE STORY MEMORY Matthew 4:10
"Worship the Lord your God,
and serve him only."

LISTEN, COLOR AND TRACE

Direct the students to color the pictures while they hear the Bible Story and trace the letters of the three words.

BIBLE STORY Q & A

Q: With what three things did the devil tempt Jesus to sin?

A: Hunger, greed, and testing God.

Q: How did Jesus defeat the devils' temptations?

A: He claimed the Word of God.

BIBLE STORY MEMORY Matthew 4:10

"Worship the Lord your God,
and serve him only."



ACTIVITIES



FEARLESS FRONTIER II UNIT 6 LESSON 3
Adventures in the Advance of God's Son

ACTIVITIES DAY 2

1

2



3

UNIT MEMORY 1 John 4:4
The one who is in you is greater than
the one who is in the world.

LESSON SETTING: When Satan tempted Adam and Eve, they succumbed, and Satan cast death on humans. Later, the people of Israel fell to temptations too. But where these all failed to resist temptation, Jesus succeeds. By doing so, Jesus shows He is the serpent crusher whom God promised Eve. Jesus begins to defeat death and Satan.

THE DEVIL'S TEMPTATION

Jesus overcame the devil's temptation by remembering the truth of God's Word. After reviewing the Bible Story, direct the students to draw a main object from each temptation in the squares (1- rocks, bread / 2- temple, angels / 3- mountain, riches). Then, have them write the word they drew below each square and review with them the Scriptures Jesus used to overcome the temptations.



UNIT MEMORY 1 John 4:4

You, dear children, are from God and have overcome them, because **the one who is in you is greater than the one who is in the world.**



APPLICATION



PRAYER OVER TEMPTATION

Just as Jesus was tempted to sin, we too are tempted to disobey God. All children are tempted by disobeying and cheating. After reviewing the Bible Story, help the students to read the prayers next to the two pictures and temptations, and then to draw another temptation they face in the empty box and write their own prayer below it to ask for God's help to overcome the temptation.



DISOBEYING:
Dear God,
Please help me to honor
my parents and teachers.



CHEATING:
Dear God,
Help me to prepare and
remember what I learned.

UNIT 6 LESSON 3
FEARLESS FRONTIER I
Adventures in the Calling of God's Champions

DAY 3 APPLICATION

DISOBEYING:
Dear God,
Please help me to honor
my parents and teachers.

CHEATING:
Dear God,
Help me to prepare and
remember what I learned.

BIBLE STORY MEMORY Matthew 4:10
"Worship the Lord your God,
and serve him only."

LESSON 3 LEARNING POINTS

- When we are tempted, God's Word keeps us strong.
- With Jesus, we are stronger than he who tempts us.

BIBLE STORY MEMORY Matthew 4:10

"Worship the Lord your God,
and serve him only."



SONG LYRICS

FEARLESS FRONTIER II
Adventures in the Advance of God's Son

UNIT 6 LESSON 3
DAY 4

SONG LYRICS

creation

elation

UNIT MEMORY 1 John 4:4
The one who is in you is greater than
the one who is in the world.

"INFINITELY NEW!"

BOOSTER SONG EPHESIANS 4:22-24

Time to cast away the old self
Leave my former life behind
I am putting on the new self
In my attitude of mind

I am through
With the old self, yeah
A newer new
I am positively new
I'm through
With the old self, yeah
A truer blue
I am infinitely new!

Time to be a new creation
Made like God in righteousness
I am running on elation
In my quest for holiness



LISTEN, TRACE AND COLOR

After reviewing the Bible Story, direct the students to trace the letters of the two key words from the song lyrics, and then to color the key word pictures while they listen to their BOOSTER SONG. Have the students cheer when they hear the two words in the song!



UNIT MEMORY 1 John 4:4

You, dear children, are from God and have overcome them, because **the one who is in you is greater than the one who is in the world.**

BIBLE STORY



Luke 4 His proof.

After Jesus was baptized and anointed by the Holy Spirit, He went into a synagogue in the town He grew up in. People could meet in the synagogue when they couldn't travel all the way to the temple. The leaders handed Him the scroll of Isaiah and asked Him to read, so He stood up and read from the prophecy Isaiah wrote about an anointed king who would rule forever.

Isaiah wrote this prophecy because long before Jesus's birth, the people and kings had stopped obeying God. But when the time was right, God was going to send a special servant, anointed by the Holy Spirit, who would bring good news about making people right with God and die to take the punishment for their sin. God inspired Isaiah to write this 700 years before Jesus was born!

Then Jesus sat down, and everyone stared at Him. Speaking of Himself, Jesus said to the people that Isaiah's prophecy was fulfilled that very day! Jesus revealed He was the one who Isaiah predicted would come! Some of the people were confused. They knew Jesus since He was a child, so how could He be the special servant Isaiah spoke of? Many of them did not believe Him and even turned angry and wanted to hurt Him. So Jesus left that town.

UNIT 6 LESSON 4
DAY 1 BIBLE STORY

His Proof
read town servant

BIBLE STORY MEMORY Luke 4:20-21
He began by saying to them, "Today this scripture is fulfilled in your hearing."

LISTEN, COLOR AND TRACE

Direct the students to color the pictures while they hear the Bible Story and trace the letters of the three words.

BIBLE STORY Q & A

Q: Who was the special king Isaiah wrote about?

A: Jesus, the Son of God.

Q: What happened when Jesus told the people He was the special king?

A: They did not believe him.



ACTIVITIES

FEARLESS FRONTIER II
Adventures in the Advance of God's Son

UNIT 6 LESSON 4
DAY 2

ACTIVITIES

1. What did Jesus stand up to do in the synagogue?
2. What did the Scripture from Isaiah say?
3. How did the people in the synagogue react?


UNIT MEMORY 1 John 4:4
The one who is in you is greater than the one who is in the world.

LESSON SETTING: Jesus is born in Bethlehem but raised in Nazareth. Toward the beginning of His ministry, he moves to Capernaum with His mother and brothers. There He does many miracles. When Jesus later visits Nazareth, the people want Him to repeat what they heard He did in Capernaum. But Jesus merely tells them He fulfills Isaiah's prophecy. He says that prophets are not accepted in their hometowns and that God sent some prophets outside of their homelands to heal people.

THE DECLARATION

After reviewing the Bible Story, direct the students to think about the story and then answer the questions using a complete sentence. Help the students with simple answers and discuss as a class.

1. What did Jesus stand up to do in the synagogue?
Jesus stood to read a passage from the book of Isaiah.
2. What did the Scripture from Isaiah say?
The Scripture spoke of Jesus being the special preacher who would bring good news.
3. How did the people in the synagogue react?
The people were confused because Jesus was a person they'd known all their lives.



BIBLE STORY MEMORY Luke 4:20-21

He began by saying to them, "Today this scripture is fulfilled in your hearing."



UNIT MEMORY 1 John 4:4

You, dear children, are from God and have overcome them, because **the one who is in you is greater than the one who is in the world.**

APPLICATION



JESUS IS THE ONE!

Jesus made it known in the synagogue that He was the special preacher whom the prophet Isaiah wrote about, and that the Spirit of the Lord was upon Him! (Teacher reads Luke 4:18-19 from a Bible here to read Jesus' quote of Isaiah 61.) After reviewing the Bible Story, direct the students to copy from the board and write out the three things Isaiah said Jesus was anointed to do.

- 1 To proclaim WHAT to the poor?
Proclaim GOOD NEWS to the poor.
- 2 To proclaim freedom for WHO?
Proclaim FREEDOM for the prisoners.
- 3 To recover sight for WHO?
Recover SIGHT for the blind.

UNIT 6 LESSON 4
DAY 3 APPLICATION

- 1 To proclaim WHAT to the poor?

- 2 To proclaim freedom for WHO?

- 3 To recover sight for WHO?

BIBLE STORY MEMORY Luke 4:20-21
He began by saying to them, "Today this scripture is fulfilled in your hearing."

LESSON 4 LEARNING POINTS

- Jesus declared in public that He fulfilled Isaiah's prophecy.
- Jesus is the Messiah whom God sent to save the world!

BIBLE STORY MEMORY Luke 4:20-21

He began by saying to them, "Today this scripture is fulfilled in your hearing."



SONG LYRICS



FEARLESS FRONTIER II
Adventures in the Advance of God's Son
UNIT 6 LESSON 4
DAY 4 SONG LYRICS

cast away

new

UNIT MEMORY 1 John 4:4
The one who is in you is greater than the one who is in the world.

"INFINITELY NEW!"

BOOSTER SONG EPHESIANS 4:22-24

Time to cast away the old self
Leave my former life behind
I am putting on the new self
In my attitude of mind

I am through
With the old self, yeah
A newer new
I am positively new
I'm through
With the old self, yeah
A truer blue
I am infinitely new!

Time to be a new creation
Made like God in righteousness
I am running on elation
In my quest for holiness

LISTEN, TRACE, DRAW & COLOR

After reviewing the Bible Story, direct the students to trace the letters of the two key words from the song lyrics, and then draw and color a picture of each key word while they listen to their BOOSTER SONG. Have the students sing along as they go!



UNIT MEMORY 1 John 4:4

You, dear children, are from God and have overcome them, because **the one who is in you is greater than the one who is in the world.**

UNIT TEACHER PREP

BIBLE PASSAGE

John 11:25-26

Jesus said to her, "I am the resurrection and the life. He who believes in me will live, even though he dies; and whoever lives and believes in me will never die. Do you believe this?"

BIBLE SUMMARY

Jesus shows His mercy, manner, mission, and motive to people so that they might believe in Him. For He will resurrect those who believe in Him so they will live forever in Jesus' kingdom. Jesus backs up His words with ever increasing miracles that show God sent Him.



UNIT TEACHER PREP

LESSON 1 HIS MERCY (LUKE 15:8-10)

LESSON TARGET: Learn what Jesus' parable about a lost coin means and how much God loves people.

LESSON SETTING: During the time between the Old and New Testaments, Judaism broke into several sects. The sect of the Pharisees was made up of mostly businessmen who believed that God inspired not only the Old Testament, but also their oral traditions. They snub Jews who do not follow their rules. Jesus hears the Pharisees complain that Jesus spends time with sinners. Hence, Jesus tells them this parable so they might view sinners as lost people whom God wants brought to Him.

LESSON 2 HIS MERCY (JOHN 9; 11)

LESSON TARGET: Celebrate that Jesus heals a blind man and raises Lazarus from the dead.

LESSON SETTING: When the formerly blind man explains why Jesus must be from God, they cast him out. But Jesus finds him. The healed man worships Jesus, who says the Pharisees are spiritually blind. Jesus raises Lazarus after he had been in a tomb for four days. Thus, Jesus proves He has the power to resurrect, and the chief priests fear losing political power and plot to kill both Lazarus and Jesus.

LESSON 3 HIS MISSION—HOLY WEEK (MARK 11-15)

LESSON TARGET: Understand the major events of Holy Week: Jesus' entrance into Jerusalem and the Last Supper, His capture and arrest, His crucifixion, and ultimately—His resurrection.

LESSON SETTING: In the triumphal entry, Jesus rides into Jerusalem on a donkey colt to fulfill Zechariah 9:9 ("Shout ... See, your king comes to you, righteous and having salvation, gentle and riding on a donkey ..."). Jesus then fulfills Jeremiah 22:31 by initiating a new covenant during the Passover feast (Last Supper), and finally fulfills Isaiah 53 as His blood drips and He becomes the Passover lamb who is the foretold pierced, suffering servant.

LESSON 4 HIS MOMENT—THE RESURRECTION (MATTHEW 27-28; JOHN 20)

LESSON TARGET: Celebrate that Jesus was raised by God from the dead to conquer sin and death.

LESSON SETTING: On the third day (the first day of the week), the women were confronted by an earthquake, an empty tomb, and an angel sitting on top of the stone! This was more than they could have imagined, but simply what the disciples were already told when Jesus said that everything written about Him in the Law of Moses, the prophets, and the Psalms would be fulfilled, and that "The Messiah will suffer and rise from the dead on the third day." (Luke 24:44-46).

UNIT CRAFT IDEAS

LESSON 1 CRAFT

INSTRUCTIONS: Color the picture of the lost coin. Glue it onto a larger paper and retell the story below the picture in your own words. You have a "Parable of the Lost Coin" poster!

SUPPLIES NEEDED: Colored pencils, crayons, scissors, glue. Optional: watercolors.

(Use the supplied Craft PDF to print the student sheets.)




LESSON 3 CRAFT

INSTRUCTIONS: Color the picture of the blind man. Glue it onto a larger paper and retell the story below the picture in your own words. You have a "Jesus heals a man born blind" poster!

SUPPLIES NEEDED: Colored pencils, crayons, scissors, glue. Optional: watercolors.

(Use the supplied Craft PDF to print the student sheets.)



LESSON 3 CRAFT

INSTRUCTIONS: Color the picture of Jesus washing Peter's feet at the Last Supper. Glue it onto a larger paper and retell the story below the picture in your own words. You have a "Jesus washes the disciples' feet" poster!

SUPPLIES NEEDED: Colored pencils, crayons, scissors, glue. Optional: watercolors.

(Use the supplied Craft PDF to print the student sheets.)



LESSON 4 CRAFT

INSTRUCTIONS: Color the picture of Jesus' disciples discovering the empty tomb. Glue it onto a larger paper and retell the story below the picture in your own words. You have a "He is not here! He is risen!" poster!

SUPPLIES NEEDED: Colored pencils, crayons, scissors, glue. Optional: watercolors.

(Use the supplied Craft PDF to print the student sheets.)



BIBLE STORY



Luke 15 His motive (lost coin).

Jesus spent much of His time teaching His disciples and the people who gathered around Him with a parable, which is a teaching story. One parable He told was about a woman who lost a coin. She had ten coins, but when she counted them she noticed one was lost! She looked under her bed, in the cupboards, and everywhere she could think of to find the coin. She never gave up looking for it because it was important to her, and finally—she found it! She was so happy that she even went to her neighbors' houses and celebrated with them.

When Jesus told this parable to His listeners, He was talking about a lost coin only to teach about something more important. In the parable, the lost coin is like a person who is lost because they do not know God. The woman looking for the coin is like God, for just as the woman did everything she could to find the coin, God will do everything He can to bring lost people back to Him. He wants all people to understand who He is and how much He loves them.

When someone turns away from sin, God and the angels celebrate! Jesus said, "In the same way, there is rejoicing in the presence of the angels of God over one sinner who repents."

UNIT 7 LESSON 1
DAY 1 BIBLE STORY

His Motive
lost coin excited

BIBLE STORY MEMORY Luke 15:10
"There is rejoicing in the presence of the angels over one sinner who repents."

LISTEN, COLOR AND TRACE

Direct the students to color the pictures while they hear the Bible Story and trace the letters of the three words.

BIBLE STORY Q & A

Q: What is a parable?

A: An earthly story with a message about God.

Q: What did the coin represent in the parable?

A: People lost without God.



ACTIVITIES

FEARLESS FRONTIER II
Adventures in the Advance of God's Son

UNIT 7 LESSON 1
DAY 2

ACTIVITIES

1. What is a parable?

2. What was the woman looking for? Why?

3. In the parable, what does the coin represent?

UNIT MEMORY John 11:25
Jesus said to her, "I am the resurrection and the life. He who believes in me will live, even though he dies."

LESSON SETTING: During the time between the Old and New Testaments, Judaism broke into several sects. The sect of the Pharisees was made up of mostly businessmen who believed that God inspired not only the Old Testament, but also their oral traditions. They snub Jews who do not follow their rules. Jesus hears the Pharisees complain that Jesus spends time with sinners. Hence, Jesus tells them this parable so they might view sinners as lost people whom God wants brought to Him.

THE LOST COIN

After reviewing the Bible Story, direct the students to think about the story and then answer the questions using a complete sentence. Help the students with simple answers and discuss as a class.



- What is a parable?
A parable is an earthly story with a heavenly meaning. Jesus taught in parables to give us deep insights into the kingdom of God.
- What was the woman looking for? Why?
The woman was looking for a coin she had lost that was valuable to her.
- In the parable, what does the coin represent?
The coin represents a person who does not know God but is valuable to Him.



BIBLE STORY MEMORY Luke 15:10
"There is rejoicing in the presence of the angels over one sinner who repents."



UNIT MEMORY John 11:25-26
Jesus said to her, "I am the resurrection and the life. He who believes in me will live, even though he dies; and whoever lives and believes in me will never die. Do you believe this?"




LOST AND FOUND

Just like the coin was lost in the parable Jesus told, we were lost and separated from God by our sin. However, God sent Jesus to save us so we could be found! After reviewing the Bible Story, direct the students to copy and write the words beneath each picture that tell the story of how God saved us.



We were lost.



God sent His Son.



Jesus died for us.



Jesus rose again.



BIBLE STORY MEMORY Luke 15:10
"There is rejoicing in the presence of the angels over one sinner who repents."

LESSON 1 LEARNING POINTS

- God doesn't want even one person to be lost without Him.
- Because of Jesus, we are no longer lost in our sins!

BIBLE STORY MEMORY Luke 15:10
"There is rejoicing in the presence of the angels over one sinner who repents."



spoke



resurrection



UNIT MEMORY John 11:25
Jesus said to her, "I am the resurrection and the life. He who believes in me will live, even though he dies."

"GET IT RIGHT"

UNIT SONG

JOHN 11:25-26

Jesus said it first
And He said it right
Believe in Me and live after this life
Jesus spoke again
And He said it twice
Those who live believing never die

I am the resurrection and the life
Those who believe in Me will never die
Do you believe this?
Is my Word alive?
I am the resurrection and the life
So get it right

He came to save the lost
And healed a man born blind
And waits with open arms for us to find
He raised up Lazarus
And healed the paralyzed
And conquered sin and death to give us life

LISTEN, TRACE AND COLOR

After reviewing the Bible Story, direct the students to trace the letters of the two key words from the song lyrics, and then to color the key word pictures while they listen to their UNIT SONG. Have the students cheer when they hear the two words in the song!

UNIT MEMORY John 11:25-26

Jesus said to her, "I am the resurrection and the life. He who believes in me will live, even though he dies; and whoever lives and believes in me will never die. Do you believe this?"



BIBLE STORY



John 9: 11 His mercy.

In Bible times, people thought if a baby was born blind it was because the parents sinned. The disciples saw a blind man and asked Jesus who sinned: the parents or the man? Jesus said it was neither. Instead, he was born blind to show God's work. Jesus spat on the ground to make mud, put it on the blind man's eyes, and told him to go wash at a special place in town. When the blind man washed his eyes, he could see! His neighbors thought it was someone else, but he told them what Jesus did! Later, Jesus asked the healed man if he believed. He said he certainly believed and worshiped Jesus!

Later, Jesus heard his special friend Lazarus was very sick, but finished His work before heading home. On His way, He heard Lazarus had died. Martha asked Him why He had not come sooner, but Jesus said she would see her brother alive again. When Jesus saw how sad everyone was, He wept. Martha worried that opening the tomb would cause an odor since Lazarus had been dead four days. But Jesus reminded her that if she believed, she would see God's glory. The stone was rolled away. Jesus then thanked God and yelled, "Lazarus, come out!" Lazarus walked out, showing Jesus' power over death!



BIBLE STORY MEMORY John 11:40

Jesus said, "Did I not tell you that if you believed, you would see the glory of God?"

UNIT 7 LESSON 2
DAY 1 BIBLE STORY

His Mercy
pool mud wash

BIBLE STORY MEMORY John 11:40
Jesus said, "Did I not tell you that if you believed, you would see the glory of God?"

LISTEN, COLOR AND TRACE

Direct the students to color the pictures while they hear the Bible Story and trace the letters of the three words.

BIBLE STORY Q & A

Q: How did Jesus heal the blind man's eyes?

A: He spit in the dirt and put mud on his eyes.

Q: How did Jesus feel when he saw everyone's sadness over Lazarus?

A: He felt sad and wept.



ACTIVITIES

FEARLESS FRONTIER II
Adventures in the Advance of God's Son

UNIT 7 LESSON 2
DAY 2

ACTIVITIES

- How did Jesus choose to heal the blind man?
- What happened to Lazarus that made his sisters send word to Jesus?
- Whom did Jesus cry for? Did Jesus love Lazarus?

UNIT MEMORY John 11:25
Jesus said to her, "I am the resurrection and the life. He who believes in me will live, even though he dies."

LESSON SETTING: When the formerly blind man explains why Jesus must be from God, they cast him out. But Jesus finds him. The healed man worships Jesus, who says the Pharisees are spiritually blind. Jesus raises Lazarus after he had been in a tomb for four days. Thus, Jesus proves He has the power to resurrect, and the chief priests fear losing political power and plot to kill both Lazarus and Jesus.



UNIT MEMORY John 11:25-26

Jesus said to her, "I am the resurrection and the life. He who believes in me will live, even though he dies; and whoever lives and believes in me will never die. Do you believe this?"

HEALED FOR GOD'S GLORY

After reviewing the two Bible Stories, direct the students to think about the stories and then answer the questions using a complete sentence. Help the students with simple answers and discuss as a class.



- How did Jesus choose to heal the blind man?
Jesus healed him by spitting on dirt, making mud, and then putting it in his eyes.
- What happened to Lazarus that made his sisters send word to Jesus?
Lazarus became sick. Before Jesus arrived, Lazarus died.
- Whom did Jesus cry for? Did Jesus love Lazarus?
Jesus cried because the people's grief over Lazarus and disbelief in Him. Jesus wanted the people to believe He was God's Son, so He raised Lazarus.



APPLICATION



THE MIRACLES OF GOD'S SON

Jesus had the power to raise His friend Lazarus from the dead, among many other miracles He did that proved He was God's Son. After reviewing the Bible Story, direct the students to try and guess the missing word from each caption beneath the pictures. Then, reveal the words (feeds, catches, rises, and walks) and have them write the words to fill in the blanks.



Jesus feeds 5,000 people.



Jesus catches many fish.



Jesus rises from the dead.



Jesus walks on water.



BIBLE STORY MEMORY John 11:40

Jesus said, "Did I not tell you that if you believed, you would see the glory of God?"

SONG LYRICS



FEARLESS FRONTIER II
Adventures in the Advance of God's Son

UNIT 7 LESSON 2 DAY 4

SONG LYRICS

We need to "get it right" by believing that Jesus is what two things?

The resurrection and the life.

UNIT MEMORY John 11:25
Jesus said to her, "I am the resurrection and the life. He who believes in me will live, even though he dies."

"GET IT RIGHT"

UNIT SONG

JOHN 11:25-26

Jesus said it first
And He said it right
Believe in Me and live after this life
Jesus spoke again
And He said it twice
Those who live believing never die

I am the resurrection and the life
Those who believe in Me will never die
Do you believe this?
Is my Word alive?
I am the resurrection and the life
So get it right

He came to save the lost
And healed a man born blind
And waits with open arms for us to find
He raised up Lazarus
And healed the paralyzed
And conquered sin and death to give us life



LISTEN, ANSWER, DRAW & COLOR

After reviewing the Bible Story, direct the students to answer the question by copying your answer from the board, and then to draw and color a picture of their answer while they listen to their UNIT SONG. Have the students sing along as they go!



UNIT MEMORY John 11:25-26

Jesus said to her, "I am the resurrection and the life. He who believes in me will live, even though he dies; and whoever lives and believes in me will never die. Do you believe this?"

BIBLE STORY



Mark 11-15 His mission (Holy week).

It was time for Jesus to complete His work on earth and go to Jerusalem to celebrate Passover. He told His disciples to take a donkey colt from a nearby village, and to tell anyone who asked, "The Lord needs it and will send it back." The disciples brought the colt and its mother to Jesus and put their coats on them. As Jesus rode into Jerusalem on the colt, people laid their coats in front of Him, laid palm branches in His path to show respect, and shouted, "Hosanna! ("God, save us!") Blessed is he who comes in the name of the Lord!"

Then, Jesus sent his disciples to prepare the Passover meal by following a man carrying a jug of water to a house with a large upstairs room. Jesus passed the bread and said, "Take it; this is my body." For just like they broke the bread, Jesus' body would be broken on the cross. Then Jesus took the wine and said, "This is my blood, which is poured out for many," for Jesus' blood would be shed on the cross. After the Passover meal, Jesus was arrested, mocked by the people, and nailed to a cross. He was about to accomplish His mission. Jesus was sinless and could have defended himself with a legion of angels, but He died to save us from our sins and give us eternal life!



BIBLE STORY MEMORY Mark 15:39

When the centurion ... saw how he died, he said, "Surely this man was the Son of God!"

ACTIVITIES



UNIT 7 LESSON 3
DAY 1 BIBLE STORY

His Mission (Holy Week)

wept Lazarus tomb

BIBLE STORY MEMORY Mark 15:39
When the centurion ... saw how he died, he said, "Surely this man was the Son of God!"

LISTEN, COLOR AND TRACE

Direct the students to color the pictures while they hear the Bible Story and trace the letters of the three words.

BIBLE STORY Q & A

Q: What did Jesus say breaking the bread was like?

A: His body, broken on the cross.

Q: What did Jesus take upon Himself on the cross?

A: The sins of the world, which He forgave.

FEARLESS FRONTIER II UNIT 7 LESSON 3
DAY 2 ACTIVITIES


1. What did the people do when Jesus rode into Jerusalem?
2. At the Last Supper, what did the bread represent that would be broken on the cross?
3. Though Jesus was sinless, what did He do to save us from our sins?

UNIT MEMORY John 11:25
Jesus said to her, "I am the resurrection and the life. He who believes in me will live, even though he dies."

LESSON SETTING: In the triumphal entry, Jesus rides into Jerusalem on a donkey colt to fulfill Zechariah 9:9 ("Shout ... See, your king comes to you, righteous and having salvation, gentle and riding on a donkey ..."). Jesus then fulfills Jeremiah 22:31 by initiating a new covenant during the Passover feast (Last Supper), and finally fulfills Isaiah 53 as His blood drips and He becomes the Passover lamb who is the foretold pierced, suffering servant.

SINLESS ON THE CROSS

After reviewing the Bible Story, direct the students to think about the story and then answer the questions using a complete sentence. Help the students with simple answers and discuss as a class.



1. What did the people do when Jesus rode into Jerusalem?
They laid their coats in front of Him and laid palm branches in His path to show respect.
2. At the Last Supper, what did the bread represent that would be broken on the cross?
Jesus' body.
3. Though Jesus was sinless, what did He do to save us from our sins?
He died for us.



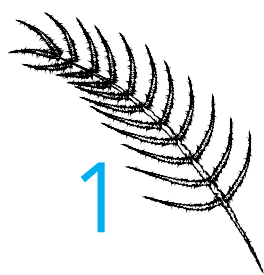



UNIT MEMORY John 11:25-26

Jesus said to her, "I am the resurrection and the life. He who believes in me will live, even though he dies; and whoever lives and believes in me will never die. Do you believe this?"



THE WORK OF JESUS (HOLY WEEK)

During Holy Week, Jesus completed His work on earth with His entry into Jerusalem, Last Supper with the disciples, death on the cross, and resurrection. After reviewing the Bible Story, direct the students to color the four pictures and put a number (1-4) next to each picture to put the events in order



UNIT 7 LESSON 3 DAY 3 APPLICATION

BIBLE STORY MEMORY Mark 15:39
When the centurion ... saw how he died, he said, "Surely this man was the Son of God!"

LESSON 3 LEARNING POINTS

- Jesus came to save us in the name of the Lord!
- Though sinless, Jesus died to give us eternal life!

BIBLE STORY MEMORY Mark 15:39

When the centurion ... saw how he died, he said, "Surely this man was the Son of God!"



FEARLESS FRONTIER II DAY 4 SONG LYRICS

destiny

standing

UNIT MEMORY John 11:25
Jesus said to her, "I am the resurrection and the life. He who believes in me will live, even though he dies."



LISTEN, TRACE AND COLOR

After reviewing the Bible Story, direct the students to trace the letters of the two key words from the song lyrics, and then to color the key word pictures while they listen to their BOOSTER SONG. Have the students cheer when they hear the two words in the song!



UNIT MEMORY John 11:25-26

Jesus said to her, "I am the resurrection and the life. He who believes in me will live, even though he dies; and whoever lives and believes in me will never die. Do you believe this?"

"ALIVE IN ME" BOOSTER SONG GALATIANS 2:20

So here I am
Do you think you really know me?
You may be stunned
To learn my new identity
And here I am
Have you heard about me lately?
You may be shocked
To find that I am history!

I've been crucified with Christ
I'm no longer
I've been crucified and
I'm just not me
Now I know it appears
That it's me standing here
But if you look closer you'll see
I no longer live for He's alive in me

So here I am
Do you think you recognize me?
You'll be surprised
To know that I'm an absentee
And here I am
Have you checked up on me lately?
You'll be amazed
To comprehend my destiny!

BIBLE STORY



Matth. 27-28; Jn. 20 His moment (resurrection).

Two sad days had gone by. Jesus had hung on the cross and died, and was buried in a tomb. The disciples and friends of Jesus were scared and confused. On the first day of the week, women went to the tomb to put oil on Jesus' body. When they arrived, there was an earthquake! As they got closer, they noticed that the stone had been rolled away from the opening and there was an angel sitting on top of it! The angel told them Jesus was not here, but had risen from the dead! They were so excited they ran all the way back to town to tell the disciples!

On their way back, guess who they ran into? It was Jesus! The women worshiped Him at his feet. Jesus told the women to go and tell the disciples what they had seen. When the women told them, Peter and another disciple ran to the tomb and found it empty just like the women had said. Later that week when the disciples were praying in an upstairs room with locked doors, Jesus suddenly appeared! He explained all that had happened and showed them the nail marks in His hands and the wound in His side where He was pierced. Jesus was alive and He defeated sin and death!



BIBLE STORY MEMORY Luke 24:5-6

"Why do you look for the living among the dead?
He is not here; he has risen!"

ACTIVITIES



FEARLESS FRONTIER II
Adventures in the Advance of God's Son

UNIT 7 LESSON 4 DAY 2

ACTIVITIES

- Where did the angel at the empty tomb say Jesus was?

- What did the women do when they ran into Jesus on the way back?

- What did Jesus show the disciples when He appeared to them?

UNIT MEMORY John 11:25
Jesus said to her, "I am the resurrection and the life. He who believes in me will live, even though he dies."

LESSON SETTING: On the third day (the first day of the week), the women were confronted by an earthquake, an empty tomb, and an angel sitting on top of the stone! This was more than they could have imagined, but simply what the disciples were already told when Jesus said that everything written about Him in the Law of Moses, the prophets, and the Psalms would be fulfilled, and that "The Messiah will suffer and rise from the dead on the third day." (Luke 24:44-46).



UNIT MEMORY John 11:25-26

Jesus said to her, "I am the resurrection and the life. He who believes in me will live, even though he dies; and whoever lives and believes in me will never die. Do you believe this?"



RAISED TO LIFE

After reviewing the Bible Story, direct the students to think about the story and then answer the questions using a complete sentence. Help the students with simple answers and discuss as a class.

- Where did the angel at the empty tomb say Jesus was?
He is not here, but has risen from the dead!
- What did the women do when they ran into Jesus on the way back?
They worshiped Him at His feet.
- What did Jesus show the disciples when He appeared to them?
The nail marks in His hands and the wound in His side.



AN EMPTY TOMB

God raised Jesus from the dead to bring victory over both sin and death. After reviewing the Bible Story, direct the students to draw into the picture any of the elements of the story (the women at the tomb, the angel on the stone, Peter and another disciple at the tomb, etc.)



UNIT 7 LESSON 4
DAY 3 APPLICATION

BIBLE STORY MEMORY Luke 24:5-6
"Why do you look for the living among the dead? He is not here; he has risen!"

LESSON 4 LEARNING POINTS

- Because Jesus lives, we can live forever with God.
- Jesus was raised to life to conquer both sin and death!

BIBLE STORY MEMORY Luke 24:5-6

"Why do you look for the living among the dead? He is not here; he has risen!"



FEARLESS FRONTIER II
Adventures in the Advance of God's Son

UNIT 7 LESSON 4
DAY 4 SONG LYRICS

shocked

identity

UNIT MEMORY John 11:25
Jesus said to her, "I am the resurrection and the life. He who believes in me will live, even though he dies."



LISTEN, TRACE, DRAW & COLOR

After reviewing the Bible Story, direct the students to trace the letters of the two key words from the song lyrics, and then draw and color a picture of each key word while they listen to their BOOSTER SONG. Have the students sing along as they go!



UNIT MEMORY John 11:25-26

Jesus said to her, "I am the resurrection and the life. He who believes in me will live, even though he dies; and whoever lives and believes in me will never die. Do you believe this?"


"ALIVE IN ME" BOOSTER SONG GALATIANS 2:20

So here I am
Do you think you really know me?
You may be stunned
To learn my new identity
And here I am
Have you heard about me lately?
You may be shocked
To find that I am history!

I've been crucified with Christ
I'm no longer
I've been crucified and
I'm just not me
Now I know it appears
That it's me standing here
But if you look closer you'll see
I no longer live for He's alive in me

So here I am
Do you think you recognize me?
You'll be surprised
To know that I'm an absentee
And here I am
Have you checked up on me lately?
You'll be amazed
To comprehend my destiny!

BIBLE STORY



Rom. 3:23; Acts 8

All have sinned (Philip and the official).

God created our world perfectly, but Adam and Eve's sin separated us from God. In fact, the Bible says in Romans 3:23, "For all have sinned and fall short of the glory of God." However, God had a plan to save us from our sins through Jesus, which was the message Philip was eager to share when an angel sent him down a specific road. Jesus had just sent His disciples full of the Holy Spirit to spread the good news about Him, so Philip knew God was leading him. The Spirit told him to go near a chariot with an important official of the Ethiopian queen riding in it.

When Philip got close, he heard the official reading from a part of the book of Isaiah that speaks of Jesus. Philip asked if he understood what he was reading, and the official said, "How can I unless someone explains it to me?" So Philip showed the official how Isaiah told of Jesus' life, death, and resurrection! The official believed that day, and even stopped the chariot when he saw water that Philip could baptize him in. Philip was whisked away, and the official shared with his family and friends the truth that God had sent a Savior to forgive our sins. The Word of God spread!



BIBLE STORY MEMORY Romans 3:23

For all have sinned and fall short of the glory of God.

ACTIVITIES



UNIT 8 LESSON 1
DAY 1 BIBLE STORY

All have sinned
tree
disobey
Jesus

BIBLE STORY MEMORY Romans 3:23
For all have sinned and fall short of the glory of God.

LISTEN, COLOR AND TRACE

Direct the students to color the pictures while they hear the Bible Story and trace the letters of the three words.

BIBLE STORY Q & A

Q: What is sin?

A: Disobedience that separates us from God.

Q: Where did the Spirit tell Philip to go?

A: Near a chariot with an important official in it.

FEARLESS FRONTIER II
Adventures in the Advance of God's Son

UNIT 8 LESSON 1
DAY 2 ACTIVITIES

1. What caused sin to come upon man?
2. Since no one (except for Jesus) is sinless or perfect, who are we separated from?
3. What did God send Jesus to do to forgive our sins?

UNIT MEMORY Romans 10:13
"Everyone who calls on the name of the Lord will be saved."

LESSON SETTING: David wrote, "The LORD looks down from heaven on the sons of men to see if there are any who understand, any who seek God. All have turned aside, they have together become corrupt; there is no one who does good, not even one" (Psalm 14:2-3). Paul quotes this psalm before writing, "for all have sinned and fall short of the glory of God" (Romans 3:23). But, Jesus came to make people righteous.

ALL HAVE SINNED

After reviewing the Bible Story, direct the students to think about the story and Romans 3:23 and then answer the questions using a complete sentence. Help the students discuss as a class.

1. What caused sin to come upon man?
Sin came upon us in the Garden of Eden when Adam and Eve first disobeyed God.
2. Since no one (except for Jesus) is sinless or perfect, who are we separated from?
Since no one is sinless we are separated from God, who is holy.
3. What did God send Jesus to do to forgive our sins?
God sent Jesus to feel our pain, take sin upon himself, die, and rise again.



UNIT MEMORY Romans 10:12-13



For there is no difference between Jew and Gentile—the same Lord is Lord of all and richly blesses all who call on him, for, "Everyone who calls on the name of the Lord will be saved."

APPLICATION



THE BRIDGE

The cross is the bridge between our sin and God's forgiveness of sin. Without Jesus' death on the cross to conquer sin, man could not be in God's presence. After reviewing the Bible Story, direct the students to color the cross and then write words that describe how they feel that Jesus became our bridge to God.



LESSON 1 LEARNING POINTS

- All of us have sinned and fall short of God's glory.
- The Spirit guides us to share the good news of Jesus!

BIBLE STORY MEMORY Romans 3:23

For all have sinned and fall short of the glory of God.



SONG LYRICS



LISTEN, TRACE AND COLOR

After reviewing the Bible Story, direct the students to trace the letters of the two key words from the song lyrics, and then to color the key word pictures while they listen to their UNIT SONG. Have the students cheer when they hear the two words in the song!



UNIT MEMORY Romans 10:12-13

For there is no difference between Jew and Gentile—the same Lord is Lord of all and richly blesses all who call on him, for, "Everyone who calls on the name of the Lord will be saved."

"LIFE ETERNALLY" UNIT SONG

ROMANS 3:23, 5:8, 6:23

Since all of us have sinned
And long for God's glory
He proves His love in this
By grace we've been set free
For while we still knew sin
Christ died for us indeed

While the end of sin is death
The gift of God is victory yet
For in Jesus Christ
Is life eternally

Though we were sinners
Jesus died
To give the gift of
Everlasting life

Since all of us have sinned
And long for God's glory
He proves His love in this
By grace we've been set free
For while we still knew sin
Christ died for us indeed

BIBLE STORY



Romans 5:8; Acts 16 Christ died to save us. (Paul, Silas and the jailer).

All of us were born into sin, but God sent Jesus to forgive the penalty of sin. By this, God showed His love for us. In fact, the Bible says in Romans 5:8, "But God demonstrates his own love for us in this: while we were still sinners, Christ died for us." These words got Paul and Silas put into prison as they spoke boldly about Jesus. When the jailer stayed overnight so they would not escape, he was shocked to hear Paul and Silas singing and praising God! Later, there was an earthquake so powerful that the prisoners' chains fell off, and many of them ran away.

The jailer was so upset his prisoners had escaped that he was going to hurt himself rather than face his punishment. When Paul and Silas called out for him to stop what he was doing, the jailer couldn't believe they were still there! Then he remembered hearing Paul and Silas talk about Jesus, so he asked, "What must I do to be saved?" They told him to call upon the name of the Lord and believe in Jesus, and he believed! He brought Paul and Silas home and his whole family believed and were baptized! The jailer cleaned them up, fed them, and was given permission to release them, so they left to spread the gospel!



BIBLE STORY MEMORY Romans 5:8

But God demonstrates his own love for us in this:
While we were still sinners, Christ died for us.

ACTIVITIES



UNIT 8 LESSON 2
DAY 1 BIBLE STORY

Christ died to save us
CROSS love forever

BIBLE STORY MEMORY Romans 5:8
But God demonstrates his own love for us in this:
While we were still sinners, Christ died for us.

LISTEN, COLOR AND TRACE

Direct the students to color the pictures while they hear the Bible Story and trace the letters of the three words.

BIBLE STORY Q & A

Q: Why did Jesus go to the cross?

A: To take the punishment for our sins.

Q: What did the jailer ask Paul and Silas?

A: "What must I do to be saved?"

FEARLESS FRONTIER II UNIT 8 LESSON 2
DAY 2 ACTIVITIES

- How did God demonstrate or show His love for us?
- Though Jesus never sinned, what did He do for us even though we were the ones with sin?
- What does it mean when we say "Jesus took our place" on the cross?

UNIT MEMORY Romans 10:13
"Everyone who calls on the name of the Lord will be saved."

LESSON SETTING: Isaiah prophesied about a just and righteous king (Messiah) who would rule forever (Isaiah 9:7). He also said a preacher anointed by the Holy Spirit would bring good news about how people could be set free and called righteous (Isaiah 51:1-3). He told too of a righteous, suffering servant who would die to bear others' sins (Isaiah 53:4-12). But the people Jesus preached to did not realize Jesus was all three.

GOD DEMONSTRATES

After reviewing the Bible Story, direct the students to think about the story and Romans 5:8 and then answer the questions using a complete sentence. Help the students discuss as a class.

- How did God demonstrate or show His love for us?
God demonstrated His love for us by sending Christ to die for sinners.
- Though Jesus never sinned, what did He do for us even though we were the ones with sin?
Jesus endured the cross and took the punishment for our sin to cleanse us and bring forgiveness.
- What does it mean when we say "Jesus took our place" on the cross?
It means that Jesus died in our place to pay the price for our sins.



UNIT MEMORY Romans 10:12-13

For there is no difference between Jew and Gentile—the same Lord is Lord of all and richly blesses all who call on him, for,
"Everyone who calls on the name of the Lord will be saved."

APPLICATION



PREPARE THE WAY

God showed His love for us through Jesus' death and resurrection. If not for God's love and grace, all people would be dead in their sins with no hope for eternal life. After reviewing the Bible Story, direct the students to write a poem or prayer above the picture to thank God for His abundant love.

Handwriting practice lines for writing a poem or prayer.



BIBLE STORY MEMORY Romans 5:8

But God demonstrates his own love for us in this: While we were still sinners, Christ died for us.



SONG LYRICS



FEARLESS FRONTIER II

Adventures in the Advance of God's Son

SONG LYRICS

Christ died for us while we were still in what condition?

While we were still sinners.

UNIT MEMORY Romans 10:13
"Everyone who calls on the name of the Lord will be saved."

"LIFE ETERNALLY"

UNIT SONG

ROMANS 3:23, 5:8, 6:23

Since all of us have sinned
And long for God's glory
He proves His love in this
By grace we've been set free
For while we still knew sin
Christ died for us indeed

While the end of sin is death
The gift of God is victory yet
For in Jesus Christ
Is life eternally

Though we were sinners
Jesus died
To give the gift of
Everlasting life

Since all of us have sinned
And long for God's glory
He proves His love in this
By grace we've been set free
For while we still knew sin
Christ died for us indeed

LISTEN, ANSWER, DRAW & COLOR

After reviewing the Bible Story, direct the students to answer the question by copying your answer from the board, and then to draw and color a picture of their answer while they listen to their UNIT SONG. Have the students sing along as they go!

UNIT MEMORY Romans 10:12-13

For there is no difference between Jew and Gentile—the same Lord is Lord of all and richly blesses all who call on him, for, "Everyone who calls on the name of the Lord will be saved."



BIBLE STORY



Romans 6:23; John 4 The gift of God. (Jesus and the Samaritan woman).

God gives us a gift that doesn't require batteries and will never break. It's called eternal life! We learned that all have sinned and that Jesus died for sin. Now we learn that eternal life is the best gift we could ever receive, that can't be earned! In fact, the Bible says in Romans 6:23, "For the wages of sin is death, but the gift of God is eternal life in Christ Jesus our Lord." Jesus shared this truth with a Samaritan woman who came to a well to get water. He asked if she could draw Him water so He could have a drink, but she was surprised by this as Jews and Samaritans didn't talk to each other.

Jesus said, "If you knew the gift of God and who it is that asks you, He would have given you living water." The woman asked what living water was. Jesus then explained who He was. He knew about the good and bad things she had done, and had come to earth to save her from her sins. The "Living water" was eternal life, so He said, "Whoever drinks this water will never thirst again!" The woman ran back into town to tell people about Jesus and how he knew all about her, and many of them believed!



BIBLE STORY MEMORY Romans 6:23
For the wages of sin is death, but the gift of God is eternal life in Christ Jesus our Lord.



ACTIVITIES

FEARLESS FRONTIER II UNIT 8 LESSON 3 DAY 2
Adventures in the Advance of God's Son

ACTIVITIES

1. What are the "wages" or result of people's sin?

2. Who was God's gift of eternal life delivered through?

3. How do you feel about God's gift of eternal life?


UNIT MEMORY Romans 10:13
"Everyone who calls on the name of the Lord will be saved."

LESSON SETTING: At the end of the age, Satan will be thrown into a lake of burning sulfur (Revelation 20:10). Then all the dead will come before God's great white throne (Revelation 20:11-12). Those whose names are written in the Lamb's book of life will pass from judgment forgiven. Finally, God will create a new heaven and earth (Revelation 21:1). On the new earth, all those belonging to Jesus will dwell with Him and the Father forever in God's kingdom (Revelation 21:3).

THE BEST GIFT EVER Part I

After reviewing the Bible Story, direct the students to think about the story and Romans 6:23 and then answer the questions using a complete sentence. Help the students discuss as a class.

1. What are the "wages" or result of people's sin?
The result of man's sin is death. This kind of death is eternal separation from God.
2. Who was God's gift of eternal life delivered through?
Through faith in Jesus Christ our Lord.
3. How do you feel about God's gift of eternal life?
Answers will vary.




UNIT MEMORY Romans 10:12-13
For there is no difference between Jew and Gentile—the same Lord is Lord of all and richly blesses all who call on him, for, "Everyone who calls on the name of the Lord will be saved."

APPLICATION




THE BEST GIFT EVER Part 2

Eternal life in heaven is the best gift any of us could ever receive, especially since we don't deserve it due to our sin. After reviewing the Bible Story, assist the students to read the list of EARTHLY GIFTS and the blessings of GOD'S ETERNAL GIFT. Discuss the difference with your students, and then have them draw and color a picture of the last blessing on the list: Meeting the Lord in heaven!

- EARTHLY GIFTS:**
(Lasts for a short while)
- A bike or favorite toy
 - A new home
 - A favorite pet
 - Meeting a celebrity

- GOD'S ETERNAL GIFT:**
(Lasts forever)
- No sickness or war
 - Freedom from sin and death
 - Eternal peace and love
 - Meeting the Lord



UNIT 8 LESSON 3
DAY 3 APPLICATION

<p>EARTHLY GIFT: (Lasts for a short while)</p> <ul style="list-style-type: none"> • A bike or favorite toy • A new home • A favorite pet • Meeting a celebrity 	<p>GOD'S ETERNAL GIFT: (Lasts forever)</p> <ul style="list-style-type: none"> • No sickness or war • Freedom from sin and death • Eternal peace and love • Meeting the Lord
---	--

BIBLE STORY MEMORY Romans 6:23
For the wages of sin is death, but the gift of God is eternal life in Christ Jesus our Lord.

LESSON 3 LEARNING POINTS

- The ultimate gift of God is eternal life through Jesus.
- The gift of God comes through faith in God's Son!

BIBLE STORY MEMORY Romans 6:23

For the wages of sin is death, but the gift of God is eternal life in Christ Jesus our Lord.



SONG LYRICS

FEARLESS FRONTIER II
Adventures in the Advance of God's Son
UNIT 8 LESSON 3
DAY 4 SONG LYRICS

flag

message

UNIT MEMORY Romans 10:13
"Everyone who calls on the name of the Lord will be saved."

"IN THE DRIVER'S SEAT" BOOSTER SONG ROMANS 10:17

God gave the Word
And the Savior taught His crew
They wrote it down and passed it on to you
God gave His Son
And the message is the same
It's everlasting life in Jesus' name

Faith comes from hearing
It's a message to be heard
Faith puts the Savior in you
When you trust His Word
Faith comes from hearing
And the message is complete
Faith puts the Savior with you
Sitting in the driver's seat

God gave you life
And the liberty to choose
To go without the Savior is to lose
God waves the flag
At the finish of the race
He waits to crown the righteous saved by grace

Faith comes from hearing
The Savior's in the driver's seat
Faith comes from hearing
The Savior's in the driver's seat



LISTEN, TRACE AND COLOR

After reviewing the Bible Story, direct the students to trace the letters of the two key words from the song lyrics, and then to color the key word pictures while they listen to their BOOSTER SONG. Have the students cheer when they hear the two words in the song!



UNIT MEMORY Romans 10:12-13

For there is no difference between Jew and Gentile—the same Lord is Lord of all and richly blesses all who call on him, for, "Everyone who calls on the name of the Lord will be saved."



BIBLE STORY



Romans 10:9-10; Acts 16 Confess and believe. (Paul, Timothy and Lydia).

We know that Christ died for the sins of all, making eternal life a gift from God. By God's grace, we also agree that Jesus is Lord and was raised from the dead by God. In fact, the Bible says in Romans 10:9, "That if you confess with your mouth, 'Jesus is Lord,' and believe in your heart that God raised Him from the dead, you will be saved." This was the truth Paul and Timothy shared during their travels. When they sat down to rest and pray near a river outside one of the city's gates, they noticed a group of women and went over to talk with them.

One of the women was a lady named Lydia, who sold valuable purple cloth. She worshiped God, but had not heard the gospel of Jesus. Paul and Timothy told her how Jesus lived here on earth, died on the cross and was buried, and rose from the dead on the third day! Lydia was so excited to hear about the Lord that her heart opened wide. She brought Paul and Timothy to her house and her entire household believed in Jesus and were baptized! She told Paul he could come by whenever he needed a place to eat or stay while spreading the gospel.

FEARLESS FRONTIER I
Adventures in the Calling of God's Champions

UNIT 8 LESSON 4
DAY 1 BIBLE STORY

Confess and believe
**well
mouth
water**

BIBLE STORY MEMORY John 4:14
"The water I give them will become in them a spring of water welling up to eternal life."

LISTEN, COLOR AND TRACE

Direct the students to color the pictures while they hear the Bible Story and trace the letters of the three words.

BIBLE STORY Q & A

Q: We agree with God that Jesus is Lord and was what?

A: Raised from the dead by God.

Q: What had Lydia not yet heard?

A: The gospel of Jesus (the good news).



BIBLE STORY MEMORY John 4:14

"The water I give them will become in them a spring of water welling up to eternal life."



ACTIVITIES

FEARLESS FRONTIER II
Adventures in the Advance of God's Son

UNIT 8 LESSON 4
DAY 2 ACTIVITIES

1. We are to confess or agree with God that Jesus is what?

2. We are to believe in our heart that God did what with Jesus?

3. How has your faith grown in first grade?
What have you learned?

UNIT MEMORY Romans 10:13
"Everyone who calls on the name of the Lord will be saved."

LESSON SETTING: Comic strips portray heaven as all white and its occupants as having nothing to do but strum harps on clouds. But that is not what the Bible depicts! God's kingdom in the new heavens and earth will have multi-colored jewels, gold, pearls, fruit trees, and a clear flowing river (Revelation 21:18-21; 22:1-2). There will be no more crying, impurity, pain, or death (Revelation 21:4,27). And those who belong to Jesus will reign with Him forever (Revelation 22:5).



UNIT MEMORY Romans 10:12-13

For there is no difference between Jew and Gentile—the same Lord is Lord of all and richly blesses all who call on him, for, "Everyone who calls on the name of the Lord will be saved."

JESUS IS LORD

After reviewing the Bible Story, direct the students to think about the story and Romans 10:9-10 and then answer the questions using a complete sentence. Help the students discuss as a class.

1. We are to confess or agree with God that Jesus is what?
We confess with our mouth and agree with God that Jesus is Lord.
2. We are to believe in our heart that God did what with Jesus?
We believe in our heart that God raised Jesus from the dead.
3. How has your faith grown in first grade?
What have you learned?
Answers will vary.

APPLICATION



BELIEVE IN YOUR HEART

As the Holy Spirit continues to help your faith grow, what has He taught you to "believe in your heart" this year? After reviewing the Bible Story, direct the students to start with believing that God raised Jesus from the dead, and then to write 3 more things they believe about God, Jesus, and the Bible after you brainstorm with the students and write ideas on the board for them to copy and write.



Handwriting practice lines with a dashed midline.



UNIT 8 LESSON 4 FEARLESS FRONTIER I
Adventures in the Calling of God's Champions

DAY 3 APPLICATION

Handwriting practice area with hearts and lines.

BIBLE STORY MEMORY John 4:14
"The water I give them will become in them a spring of water welling up to eternal life."

LESSON 4 LEARNING POINTS

- We believe that Jesus is Lord and was raised from the dead.
- God opens the hearts of people to believe in Jesus!

BIBLE STORY MEMORY John 4:14

"The water I give them will become in them a spring of water welling up to eternal life."



SONG LYRICS

FEARLESS FRONTIER II UNIT 8 LESSON 4
Adventures in the Advance of God's Son

SONG LYRICS DAY 4

wrote

race

UNIT MEMORY Romans 10:13
"Everyone who calls on the name of the Lord will be saved."

"IN THE DRIVER'S SEAT" BOOSTER SONG ROMANS 10:17

God gave the Word
And the Savior taught His crew
They wrote it down and passed it on to you
God gave His Son
And the message is the same
It's everlasting life in Jesus' name

Faith comes from hearing
It's a message to be heard
Faith puts the Savior in you
When you trust His Word
Faith comes from hearing
And the message is complete
Faith puts the Savior with you
Sitting in the driver's seat

God gave you life
And the liberty to choose
To go without the Savior is to lose
God waves the flag
At the finish of the race
He waits to crown the righteous saved by grace

Faith comes from hearing
The Savior's in the driver's seat
Faith comes from hearing
The Savior's in the driver's seat



LISTEN, TRACE, DRAW & COLOR

After reviewing the Bible Story, direct the students to trace the letters of the two key words from the song lyrics, and then draw and color a picture of each key word while they listen to their BOOSTER SONG. Have the students sing along as they go!



UNIT MEMORY Romans 10:12-13

For there is no difference between Jew and Gentile—the same Lord is Lord of all and richly blesses all who call on him, for, "Everyone who calls on the name of the Lord will be saved."

