

BIBLE PASSAGE

Joshua 1:8

"Do not let this Book of the Law depart from your mouth; meditate on it day and night, so that you may be careful to do everything written in it. Then you will be prosperous and successful."

BIBLE SUMMARY

"The Triumph of God's Son" begins by showing how God inspired the people who wrote the pages of the Bible. He gave us the Bible as the guide to finding and knowing Him. It is also the instruction manual for life according to the Creator. Living according to its words results in lasting joy.



UNIT TEACHER PREP

LESSON 1

SEEKING GOD (ROMANS 15:4; 2 PETER 1:20-21)

LESSON TARGET: Understand that God inspired the Bible.

LESSON SETTING: The Apostle Paul wrote this: "All Scripture is God-breathed and is useful for teaching, rebuking, correcting and training in righteousness, so that the man of God may be thoroughly equipped for every good work" (2 Timothy 3:16-17). Thus, the commands teach us God's ways. The historical books teach us by example. The prophetic books correct and even rebuke us. Psalms teaches us God's character and trains us in how to pray. And Proverbs teach wisdom.



LESSON 2

FINDING GOD (JOHN 8:31-32; 1 PETER 2:2-3)

LESSON TARGET: Learn that Jesus wants us to know His teachings and obey Him.

LESSON SETTING: Jesus said His true disciples hold to His teaching. That means they both know what He teaches and do what He says. Obedience leads to knowing the truth that sets people free. We can journey through life the easy way or the hard way. The easy way is to hold to Jesus' teaching. But the hard way is to suffer the consequences of not doing so: conflict, broken relationships, and unhappiness.



LESSON 3

KNOWING GOD (PSALM 5:1-3; JOHN 15:5-8)

LESSON TARGET: Understand that knowing and obeying Jesus changes us for the good.

LESSON SETTING: Just as a grapevine must stay attached to the vine's trunk to bear grapes, so people must stay attached to Jesus to bear spiritual fruit. Spiritual fruit glorifies the Father and shows people we are truly Jesus' disciples. Spiritual fruit includes character traits such as love, joy, peace, patience, kindness, goodness, faithfulness, gentleness, and self-control (Galatians 5:22-23). It also includes ministry such as helping others and sharing the gospel. When we pray for fruit, God loves to answer.



LESSON 4

HONORING GOD (ISAIAH 55:10-11; PSALM 19:7-8)

LESSON TARGET: Know that following God's ways will make us wise and happy.

LESSON SETTING: Psalms and Proverbs proclaim how wonderful God's commands are. They make the simple person wise. All of us start as simple children, but God's commands make us wise when we embrace and follow them. As we do, we see what good they bring to our lives, and that gives us joy. We also see what happens to those who reject God's way, and that makes us even happier that we chose the path of wisdom.


UNIT CRAFT IDEAS

LESSON 1 CRAFT

INSTRUCTIONS: The Bible is God's blueprint for success for your life. Use the blueprint below to write or draw where God's Word came from, and how it can change and guide your life today.

SUPPLIES NEEDED: Markers, crayons. Optional: stickers.

(Use the supplied Craft PDF to print the student sheets.)




LESSON 2 CRAFT

INSTRUCTIONS: As you study the Bible, it is handy to have a bookmark to help remember where to read next. Cut out and decorate the bookmark for your Bible so you can read more!

SUPPLIES NEEDED: Scissors, markers, colored pencils. Optional: ribbon or yarn to add to the bookmark end.

(Use the supplied Craft PDF to print the student sheets.)

BOOKMARK TEMPLATE




LESSON 3 CRAFT

INSTRUCTIONS: Color the poster to remind yourself of the value of the Bible, since it is the actual Word of God and helps you stay connected to Jesus.

SUPPLIES NEEDED: Watercolors, markers, crayons. Optional: colored pencils.

(Use the supplied Craft PDF to print the student sheets.)




LESSON 4 CRAFT

INSTRUCTIONS: Write or draw in the quilt square how the Bible gives light to our eyes. Cut out, then assemble with your classmates to make a larger classroom Bible quilt.

SUPPLIES NEEDED: Scissors, markers, crayons. Optional: colored pencils.

(Use the supplied Craft PDF to print the student sheets.)



BIBLE STORY



2 Pet. 1:20-21; Rom. 15:4 The origin of the Bible.

Where did the Bible come from? The Bible itself gives us the answer, starting with key verses written by two apostles named Peter and Paul. While Peter was in a Roman prison, arrested for spreading the news of Jesus, he wrote a letter to Christ followers that is called 2nd Peter in our Bible today. In the first chapter, Peter said that none of the prophets or writers of the Bible wrote down their own thoughts, but rather, "spoke from God as they were carried along by the Holy Spirit." This tells us that God chose the Bible's writers such as Peter and Paul, and that He used the Holy Spirit to help them write His perfect message.

Paul wrote a letter to the believers in Rome that is called Romans in our Bible today. In chapter 15, Paul said "Everything that was written in the past," like the book of Genesis, "was written to teach us." He also said that "through endurance and the encouragement of the Scriptures we might have hope." So when we put Peter and Paul's verses together, we see that God chose people to be filled with the Spirit and to write His Words to teach and encourage us. This is why we call the Bible God's Word, and why we get to know Him better when we read it. So, the Bible came from God for us to know Him and His plan for our lives.

UNIT 5 LESSON 1 DAY 1 BIBLE STORY

Seeking God
Unscramble the 3 key words below from the Bible Story.

wittern _____
phoe _____
carride _____

2 Peter 1:20-21; Romans 15:4 The origin of the Bible.

Where did the Bible come from? The Bible itself gives us the answer, starting with key verses written by two apostles named Peter and Paul. While Peter was in a Roman prison, arrested for spreading the news of Jesus, he wrote a letter to Christ followers that is called 2nd Peter in our Bible today. In the first chapter, Peter said that none of the prophets or writers of the Bible wrote down their own thoughts, but rather, "spoke from God as they were carried along by the Holy Spirit." This tells us that God chose the Bible's writers such as Peter and Paul, and that He used the Holy Spirit to help them write His perfect message.

Paul wrote a letter to the believers in Rome that is called Romans in our Bible today. In chapter 15, Paul said "Everything that was written in the past," like the book of Genesis, "was written to teach us." He also said that "through endurance and the encouragement of the Scriptures we might have hope." So when we put Peter and Paul's verses together, we see that God chose people to be filled with the Spirit and to write His Words to teach and encourage us. This is why we call the Bible God's Word, and why we get to know Him better when we read it. So, the Bible came from God for us to know Him and His plan for our lives.

BIBLE STORY MEMORY Romans 15:4
Everything was written to teach us, so that through endurance and the encouragement of the Scriptures we might have hope.

WORD SCRAMBLE

After reading the Bible Story, direct the students to unscramble the three key words, and then discuss the words with them.

Answers: written, hope, carried

BIBLE STORY Q & A

Q: Who inspired people to write his words?

A: God.

Q: What does the Bible help us to understand?

A: God and his plan for our earth, families, friends, and our life.



BIBLE STORY MEMORY Romans 15:4

Everything was written to teach us, so that through endurance and the encouragement of the Scriptures we might have hope.

ACTIVITIES



UNIT 5 LESSON 1 DAY 2

ACTIVITIES

WHERE WE GOT IT
Think about the Bible story or key passage and then answer the questions below using a complete sentence. You may also discuss your answers with your class.

- Who wrote the Bible? Is its supreme author God or man? _____
- When prophets spoke from God to give us the words of the Bible, who were they carried along by? _____
- Everything in God's Word was written to do what for us? _____
- What is something you've learned about God from the Bible? _____
- Since we know the Bible is God's Word, why should we read it? _____

UNIT MEMORY Joshua 1:8
"Be careful to do everything written in it. Then you will be prosperous and successful."

WHERE WE GOT IT

After reviewing your exploration of Romans 15:4 and 2 Peter 1:20-21, direct the students to answer the questions below about the ORIGIN of the Bible (where it came from) and discuss as a class.

ANSWER IDEAS

- Who wrote the Bible? Is its supreme author God or man?
God chose people to write it by the Holy Spirit since He is the supreme author.
- When prophets spoke from God to give us the words of the Bible, who were they carried along by?
Prophets were carried along by the Holy Spirit to give us the Word of God.
- Everything in God's Word was written to do what for us?
God's Word was written to teach us.
- What is something you've learned about God from the Bible?
Answers will vary.
- Since we know the Bible is God's Word, why should we read it?
Answers will vary.

LESSON SETTING: The Apostle Paul wrote this: "All Scripture is God-breathed and is useful for teaching, rebuking, correcting and training in righteousness, so that the man of God may be thoroughly equipped for every good work" (2 Timothy 3:16-17). Thus, the commands teach us God's ways. The historical books teach us by example. The prophetic books correct and even rebuke us. Psalms teaches us God's character and trains us in how to pray. And Proverbs teach wisdom.



UNIT MEMORY Joshua 1:8

"Do not let this Book of the Law depart from your mouth; meditate on it day and night, so that you may be careful to do everything written in it. Then you will be prosperous and successful."

APPLICATION



THE BLUEPRINT

The Bible is the Word of God and is like a blueprint with directions for how we should build our lives. It is God's blueprint for success! After reviewing the Bible passages, direct the students to write in the open Bible some directions they have learned from the Bible, and then to share them with the class.

Answers will vary.



UNIT 5 LESSON 1 MIGHTY MOUNTAIN I Adventures in the Proof of God's Authority DAY 3 APPLICATION

THE BLUEPRINT
The Bible is the Word of God and is like a blueprint with directions for how we should build our lives. It is God's blueprint for success! Write in the open Bible some directions you have learned from the Bible and share with the class.

BIBLE STORY MEMORY Romans 15:4
Everything was written to teach us, so that through endurance and the encouragement of the Scriptures we might have hope.

LESSON 1 LEARNING POINTS

- The Bible is a blueprint for success in this life.
- We should be careful to do all that is written in God's Word!



BIBLE STORY MEMORY Romans 15:4

Everything was written to teach us, so that through endurance and the encouragement of the Scriptures we might have hope.



SONG LYRICS

UNIT 5 LESSON 1 MIGHTY MOUNTAIN II Adventures in the Triumph of God's Son DAY 4 SONG LYRICS

LISTEN, STOP, WRITE & DISCUSS
Listen to your UNIT SONG and say "STOP" when you hear the words below. Each time, repeat the "Say:" sentence and copy the definition from the board on the lines provided.

meditated
Say: "This book should be meditated on throughout the day and night."

vanish
Say: "This book should never vanish from our minds."

prosperous
Say: "This book should never vanish from our minds."

"BLUEPRINT FOR SUCCESS" UNIT SONG
JOSHUA 1:8
This book the Lord revealed
Should always stay upon your lips
Meditated on throughout
The day and night
And in your quest
You will be blessed
You will be prosperous and
You will have success
And in your quest
You will be blessed
You will be privileged to
Gain divine access
To God's blueprint for success

UNIT MEMORY Joshua 1:8
"Be careful to do everything written in it. Then you will be prosperous and successful."

meditated

Say: "This book should be **meditated** on throughout the day and night."
Definition: Thought about deeply and carefully.

vanish

Say: "This book should never **vanish** from our minds."
Definition: Disappear suddenly and completely.

prosperous

Say: "You will be **prosperous** and you will have success."
Definition: Having grown strong and healthy.

LISTEN, STOP, WRITE & DISCUSS

Direct the students to listen to the UNIT SONG and say "STOP" at the three key words. Have them repeat the "Say:" sentence together. Write each definition for the students to copy on the lines provided and discuss.

"BLUEPRINT FOR SUCCESS"

UNIT SONG JOSHUA 1:8

This book the Lord revealed
Should always stay upon your lips
Meditated on throughout
The day and night

This book the Lord revealed
Should never vanish from our minds
Carefully doing everything
Written in it

And in your quest
You will be blessed
You will be prosperous and
You will have success
And in your quest
You will be blessed
You will be privileged to
Gain divine access
To God's blueprint for success



UNIT MEMORY Joshua 1:8

"Do not let this Book of the Law depart from your mouth; meditate on it day and night, so that you may be careful to do everything written in it. Then you will be prosperous and successful."

BIBLE STORY



1 Pet. 2:2-3; Jn. 8:31-32 The purpose of the Bible.

What does the Bible do for us? Again, the Bible itself gives us the answer, starting with key verses written by two apostles named Peter and John. Peter wrote a letter to new believers in Christ that is called 1st Peter in our Bible today. In the 2nd chapter, Peter spoke to them as "newborn babies" when he encouraged them to "crave pure spiritual milk, so that by it you may grow up in your salvation." Peter was happy that they had now tasted the goodness of the Lord, but he also knew that their faith would be tested and needed to become even stronger by studying God's Word. So, the Bible helps us to grow in our faith.

Like Peter, John was one of Jesus' disciples, and the Holy Spirit guided him to write the gospel of John. In the 8th chapter, John taught us that the Bible teaches us the truth when he wrote, "If you hold to my teaching, you are really my disciples. Then you will know the truth, and the truth will set you free." We know the truth that God is all-powerful and is always with us, and we know the truth that God saved us from our sin through sacrificing His Son. Holding on to these truths frees us from sin, the lies of the world, and separation from God. Simply, the Bible helps us to grow in our faith by knowing God's truth.

UNIT 5 LESSON 2 DAY 1 BIBLE STORY

Finding God
Unscramble the 3 key words below from the Bible Story.

ravec _____
ginteach _____
rutth _____

1 Peter 2:2-3; John 8:31-32 The purpose of the Bible.
What does the Bible do for us? Again, the Bible itself gives us the answer, starting with key verses written by two apostles named Peter and John. Peter wrote a letter to new believers in Christ that is called 1st Peter in our Bible today. In the 2nd chapter, Peter spoke to them as "newborn babies" when he encouraged them to "crave pure spiritual milk, so that by it you may grow up in your salvation." Peter was happy that they had now tasted the goodness of the Lord, but he also knew that their faith would be tested and needed to become even stronger by studying God's Word. So, the Bible helps us to grow in our faith.

Like Peter, John was one of Jesus' disciples, and the Holy Spirit guided him to write the gospel of John. In the 8th chapter, John taught us that the Bible teaches us the truth when he wrote, "If you hold to my teaching, you are really my disciples. Then you will know the truth, and the truth will set you free." We know the truth that God is all-powerful and is always with us, and we know the truth that God saved us from our sin through sacrificing His Son. Holding on to these truths frees us from sin, the lies of the world, and separation from God. Simply, the Bible helps us to grow in our faith by knowing God's truth.

BIBLE STORY MEMORY John 8:31-32
"If you hold to my teaching, you are really my disciples. Then you will know the truth, and the truth will set you free."

WORD SCRAMBLE

After reading the Bible Story, direct the students to unscramble the three key words, and then discuss the words with them.

Answers: **crave, teaching, truth**

BIBLE STORY Q & A

Q: How are we like disciples when we read the Bible?

A: **We study the Bible and do what it says.**

Q: What is the purpose of the Bible?

A: **The Bible shows salvation through Jesus.**



BIBLE STORY MEMORY John 8:31-32

"If you hold to my teaching, you are really my disciples. Then you will know the truth, and the truth will set you free."



ACTIVITIES

UNIT 5 LESSON 2 DAY 2 ACTIVITIES

WHAT IT DOES
Think about the Bible story or key passage and then answer the questions below using a complete sentence. You may also discuss your answers with your class.

- If we hold to what the Bible teaches, what will we know? _____
- Once we know the truth of God's Word, what does it do for us? _____
- What does the truth of God's Word set us free from? _____
- What can happen to us when we crave the Bible as spiritual milk? _____
- In what way is God and His Word good to us? _____

UNIT MEMORY Joshua 1:8
"Be careful to do everything written in it. Then you will be prosperous and successful."

LESSON SETTING: Jesus said His true disciples hold to His teaching. That means they both know what He teaches and do what He says. Obedience leads to knowing the truth that sets people free. We can journey through life the easy way or the hard way. The easy way is to hold to Jesus' teaching. But the hard way is to suffer the consequences of not doing so: conflict, broken relationships, and unhappiness.

WHAT IT DOES

After reviewing your exploration of John 8:31-32 and 1 Peter 2:2-3, direct the students to answer the questions below about the PURPOSE of the Bible (what it does for us) and discuss as a class.

ANSWER IDEAS

- If we hold to what the Bible teaches, what will we know?
By holding to what the Bible teaches we will know the truth.
- Once we know the truth of God's Word, what does it do for us?
Once we know the truth of God's Word, it sets us free.
- What does the truth of God's Word set us free from?
God's Word sets us free from living a godless life without Jesus.
- What can happen to us when we crave the Bible as spiritual milk?
We will grow up spiritually just as a baby who drinks milk grows up physically.
- In what way is God and His Word good to us?
Answers will vary.



UNIT MEMORY Joshua 1:8


"Do not let this Book of the Law depart from your mouth; meditate on it day and night, so that you may be careful to do everything written in it. Then you will be prosperous and successful."

APPLICATION




THE EXAMPLES


The purpose of the Bible is to reveal God's existence and His plan to save us from our sins. His Word unfolds His love as He saves the day through His Son. After reviewing the Bible passages, direct the students to write how God saves the day in each of the pictures below and share with the class.




Daniel: God shut the mouths of the lions because Daniel obeyed God over man.



Disciples in the storm: Jesus showed His power and calmed the storm.



Jonah in the big fish: God gave Jonah a second chance to obey.



Cross and empty tomb: God sent Jesus to save us from our sins.

**UNIT 5
LESSON
2**
DAY 3 APPLICATION

THE EXAMPLES

The purpose of the Bible is to reveal God's existence and His plan to save us from our sins. His Word unfolds His love as He saves the day through His Son. Write how God saves the day in each of the pictures below and share with the class.






BIBLE STORY MEMORY John 8:31-32
"If you hold to my teaching, you are really my disciples. Then you will know the truth, and the truth will set you free."

**LESSON 2
LEARNING POINTS**

- The purpose of the Bible is to declare the reality of God.
- The Bible reveals God's plan to save us from the penalty of sin!



BIBLE STORY MEMORY John 8:31-32
"If you hold to my teaching, you are really my disciples. Then you will know the truth, and the truth will set you free."

SONG LYRICS



**UNIT 5
LESSON
2**
DAY 4 SONG LYRICS

LISTEN, ANSWER AND PRACTICE

Listen to your UNIT SONG to answer two application questions below. Your teacher will help with answers. Then, draw a "mini" picture of each answer to think about putting it into practice!

Q. This book the Lord revealed should always stay upon what?

Q. A believer in Christ should be careful to do everything written where?

"BLUEPRINT FOR SUCCESS"
UNIT SONG
JOSHUA 1:8
This book the Lord revealed
Should always stay upon your lips
Meditated on throughout
The day and night

And in your quest
You will be blessed
You will be prosperous and
You will have success
And in your quest
You will be blessed
You will be privileged to
Gain divine access
To God's blueprint for success

UNIT MEMORY Joshua 1:8
"Be careful to do everything written in it. Then you will be prosperous and successful."



- Q. This book the Lord revealed should always stay upon what?
Stay upon our lips (so that we keep saying and remembering it).
- Q. A believer in Christ should be careful to do everything written where?
Written in this book (the Bible, which is God's Holy Word).



UNIT MEMORY Joshua 1:8
"Do not let this Book of the Law depart from your mouth; meditate on it day and night, so that you may be careful to do everything written in it. Then you will be prosperous and successful."

LISTEN, ANSWER AND PRACTICE
Direct the students to listen to the UNIT SONG to answer two application questions with your answers on the board for them to copy. Have the students draw a picture of each answer about putting it into practice!

"BLUEPRINT FOR SUCCESS"

**UNIT SONG
JOSHUA 1:8**
This book the Lord revealed
Should always stay upon your lips
Meditated on throughout
The day and night

This book the Lord revealed
Should never vanish from our minds
Carefully doing everything
Written in it

And in your quest
You will be blessed
You will be prosperous and
You will have success
And in your quest
You will be blessed
You will be privileged to
Gain divine access
To God's blueprint for success

BIBLE STORY



Ps. 5:1-3; Jn. 15:5-8 **The value of the Bible.**
Israel had a revival under Elijah and Elisha, but over time the Why do we need the Bible? Simply put, to stay connected to God. All of us have seen a pretty flower in a vase. With water, the flower stays pretty for a short time, but eventually dies because it is no longer attached to the plant. In the same way, both David the Psalmist and the Apostle John wrote about staying attached to God by seeking His holy Word. In his 5th Psalm, David wrote, "In the morning, O Lord, you hear my voice; I lay my requests before you and wait in expectation." This confirms that God hears us, and that we in turn have a desire for God to answer us. So, we need God's Word to help keep us close to Him.

Then, in the 15th chapter of John's gospel, he wrote these important words of Jesus: "I am the vine; you are the branches. If you remain in me and I in you, you will bear much fruit." Jesus was telling both His disciples and us today that we are to "remain" in Him, which means to be a part of Him, to stay close and connected to Him, and to obey Him. The words of the Bible actually help us to obey His commands! In fact, Jesus said "If you obey my commands, you will remain in my love." So when we obey Jesus, we bear fruit and become more like Him. So, the Bible helps us stay close to God and remain in Jesus.

JOY BLASTER!

BIBLE STORY MEMORY Psalm 5:3
In the morning, O LORD, you hear my voice; in the morning I lay my requests before you and wait in expectation.

UNIT 5 LESSON 3 DAY 1 BIBLE STORY

Knowing God
Unscramble the 3 key words below from the Bible Story.

coive _____
resetuqs _____
nevi _____

Psalm 5:1-3; John 15:5-8 **The value of the Bible.**
Why do we need the Bible? Simply put, to stay connected to God. All of us have seen a pretty flower in a vase. With water, the flower stays pretty for a short time, but eventually dies because it is no longer attached to the plant. In the same way, both David the Psalmist and the Apostle John wrote about staying attached to God by seeking His holy Word. In his 5th Psalm, David wrote, "In the morning, O Lord, you hear my voice; I lay my requests before you and wait in expectation." This confirms that God hears us, and that we in turn have a desire for God to answer us. So, we need God's Word to help keep us close to Him.

Then, in the 15th chapter of John's gospel, he wrote these important words of Jesus: "I am the vine; you are the branches. If you remain in me and I in you, you will bear much fruit." Jesus was telling both His disciples and us today that we are to "remain" in Him, which means to be a part of Him, to stay close and connected to Him, and to obey Him. The words of the Bible actually help us to obey His commands! In fact, Jesus said "If you obey my commands, you will remain in my love." So when we obey Jesus, we bear fruit and become more like Him. So, the Bible helps us stay close to God and remain in Jesus.

BIBLE STORY MEMORY Psalm 5:3
In the morning, O LORD, you hear my voice; in the morning I lay my requests before you and wait in expectation.

WORD SCRAMBLE
After reading the Bible Story, direct the students to unscramble the three key words, and then discuss the words with them.
Answers: voice, requests, vine

BIBLE STORY Q & A
Q: Jesus tells us to remain in Him. What does that mean?
A: **To remain in Jesus is to be a part of Him.**

Q: What happens if we do not remain in Jesus?
A: **We will not bear fruit.**

ACTIVITIES



UNIT 5 LESSON 3 DAY 2

ACTIVITIES

WHY WE NEED IT
Think about the Bible story or key passage and then answer the questions below using a complete sentence. You may also discuss your answers with your class.

- More than anyone, who hears our voice and speaks to us?

- According to Jesus, who is the vine?

- According to Jesus, who are the branches?

- What happens to the branches if they are separated from the vine?

- Why did Jesus tell His disciples to "remain in Him"? What will we do when we remain close to Jesus?

UNIT MEMORY Joshua 1:8
"Be careful to do everything written in it. Then you will be prosperous and successful."

LESSON SETTING: Just as a grapevine must stay attached to the vine's trunk to bear grapes, so people must stay attached to Jesus to bear spiritual fruit. Spiritual fruit glorifies the Father and shows people we are truly Jesus' disciples. Spiritual fruit includes character traits such as love, joy, peace, patience, kindness, goodness, faithfulness, gentleness, and self-control (Galatians 5:22-23). It also includes ministry such as helping others and sharing the gospel. When we pray for fruit, God loves to answer.

WISDOM BUILDER

UNIT MEMORY Joshua 1:8
"Do not let this Book of the Law depart from your mouth; meditate on it day and night, so that you may be careful to do everything written in it. Then you will be prosperous and successful."

WHY WE NEED IT
After reviewing your exploration of Psalm 5:1-3 and John 15:5-8, direct the students to answer the questions below about the VALUE of the Bible (why we need it) and discuss as a class.

- ANSWER IDEAS**
- More than anyone, who hears our voice and speaks to us?
The Lord hears our voice and speaks to us through His Word.
 - According to Jesus, who is the vine?
Jesus is the vine.
 - According to Jesus, who are the branches?
We are the branches.
 - What happens to the branches if they are separated from the vine?
If the branches are separated from the vine they will be fruitless and even die.
 - Why did Jesus tell His disciples to "remain in Him"? What will we do when we remain close to Jesus?
If we remain in Jesus we will continue to grow in our faith, obedience, and trust.

APPLICATION



CHANGED BY THE BOOK
Jesus taught that He is the vine and we are the branches, making it clear that it is important for believers to remain attached to Him. After reviewing the Bible passages, direct the students to add large leaves and grapes and label them with the ways we can stay attached to Jesus.

ANSWER IDEAS.

We can stay attached to Jesus through prayer, learning His holy Word, sharing Him with others, living by faith, obeying His Word, and worshiping Him with our hearts.

UNIT 5 LESSON 3
MIGHTY MOUNTAIN I
Adventures in the Proof of God's Authority

DAY 3 APPLICATION

THE ATTACHMENT
Jesus taught that He is the vine and we are the branches, making it clear that it is important for believers to remain attached to Him. Add large leaves and grapes and label them with the ways you can stay attached to Jesus.

BIBLE STORY MEMORY Psalm 5:3
In the morning, O Lord, you hear my voice; in the morning I lay my requests before you and wait in expectation.

**LESSON 3
LEARNING POINTS**

- We need God's Word to help us remain attached to Jesus.
- We bear fruit and grow in Jesus when we remain attached to Him!



BIBLE STORY MEMORY Psalm 5:3
In the morning, O LORD, you hear my voice; in the morning I lay my requests before you and wait in expectation.

SONG LYRICS



UNIT 5 LESSON 3
MIGHTY MOUNTAIN II
Adventures in the Triumph of God's Son

DAY 4 SONG LYRICS

LISTEN, CIRCLE AND WRITE
Listen to your BOOSTER SONG and circle your favorite sentence or "line" in the song lyrics. Then, write a sentence below about what your favorite "line" means to you.

"CHANGED BY THE BOOK"
BOOSTER SONG
HEBREWS 4:12
Well if you're after bursts of laughter
Go through the funnies
And if you're itchin' to be richer
Read magazines
But if you want to go beyond
What entertains you
There's a Holy Book whose Words
Will rearrange you
They're gonna change you!

Shook by the Book - Word of God
Shook by the Book - Word is true
Yeah it's living and active
To advise you what to do
Shook by the Book - Word of God
Shook by the Book - Word is true
Yeah, it's living and active
To be sure your heart is true
Shook by the Book!

Well if you're aching for what's shaking
Glance through the paper
And if you crave the latest wave
Surf on the web
But if you want to go beyond
What entertains you
There's a Holy Book whose Words
Will rearrange you
They're gonna change you!

UNIT MEMORY Joshua 1:8
"Be careful to do everything written in it. Then you will be prosperous and successful."



Answers will vary.

LISTEN, CIRCLE AND WRITE

Direct the students to listen to the BOOSTER SONG and circle their favorite sentence or "line" in the song lyrics. Discuss their choices as a class. Have the students write a sentence about what their favorite "line" means.

"SHOOK BY THE BOOK"

**BOOSTER SONG
HEBREWS 4:12**

Well if you're after bursts of laughter
Go through the funnies
And if you're itchin' to be richer
Read magazines
But if you want to go beyond
What entertains you
There's a Holy Book whose Words
Will rearrange you
They're gonna change you!

Shook by the Book - Word of God
Shook by the Book - Word is true
Yeah it's living and active
To advise you what to do
Shook by the Book - Word of God
Shook by the Book - Word is true
Yeah, it's living and active
To be sure your heart is true
Shook by the Book!

Well if you're aching for what's shaking
Glance through the paper
And if you crave the latest wave
Surf on the web
But if you want to go beyond
What entertains you
There's a Holy Book whose Words
Will rearrange you
They're gonna change you!




UNIT MEMORY Joshua 1:8

"Do not let this Book of the Law depart from your mouth; meditate on it day and night, so that you may be careful to do everything written in it. Then you will be prosperous and successful."

MIGHTY MOUNTAIN I

Adventures in the Proof of God's Authority

BIBLE STORY



Ps. 19:7-8; Is. 55:10-11 The Bible's handiwork.

How does the Bible work? In a word: perfectly. Though everyone has been promised something they didn't receive, God has never promised anything He didn't deliver. Knowing this truth, both David the Psalmist and the Prophet Isaiah wrote about how God's Word accomplishes everything He desires. In the 19th Psalm, David wrote, "The precepts of the Lord are right, giving joy to the heart. The commands of the Lord are radiant, giving light to the eyes." This means that God—who is the same today, yesterday, and tomorrow—gives joy to our hearts and light to our eyes through his Word. Because the words come from God, the Bible works to give us joy and light.

Similarly, Isaiah described in his book of prophecy how the words of the Bible go forth to do the work of God. In the 55th chapter, he wrote, "As the rain and the snow come down from heaven, and do not return to it without watering the earth, so is my word that goes out from my mouth: It will not return to me empty, but will accomplish what I desire and achieve the purpose for which I sent it." Wow! This means that whatever God speaks happens! And since He created us, He knows what is best for us. So, the Bible works to give us joy and light, and to achieve God's purpose in our lives! With only His Word—God created the earth, and he can certainly change our lives!

UNIT 5 LESSON 4
DAY 1 BIBLE STORY

Honoring God
Unscramble the 3 key words below from the Bible Story.

thoum _____
ruppose _____
dariant _____

Psalm 19:7-8; Isaiah 55:10-11 The handiwork of the Bible.
How does the Bible work? In a word: perfectly. Though everyone has been promised something they didn't receive, God has never promised anything He didn't deliver. Knowing this truth, both David the Psalmist and the Prophet Isaiah wrote about how God's Word accomplishes everything He desires. In the 19th Psalm, David wrote, "The precepts of the Lord are right, giving joy to the heart. The commands of the Lord are radiant, giving light to the eyes." This means that God—who is the same today, yesterday, and tomorrow—gives joy to our hearts and light to our eyes through his Word. Because the words come from God, the Bible works to give us joy and light.

Similarly, Isaiah described in his book of prophecy how the words of the Bible go forth to do the work of God. In the 55th chapter, he wrote, "As the rain and the snow come down from heaven, and do not return to it without watering the earth, so is my word that goes out from my mouth: It will not return to me empty, but will accomplish what I desire and achieve the purpose for which I sent it." Wow! This means that whatever God speaks happens! And since He created us, He knows what is best for us. So, the Bible works to give us joy and light, and to achieve God's purpose in our lives! With only His Word—God created the earth, and he can certainly change our lives!

BIBLE STORY MEMORY Psalm 19:8
The precepts of the Lord are right, giving joy to the heart.
His commands are radiant, giving light to the eyes.

WORD SCRAMBLE

After reading the Bible Story, direct the students to unscramble the three key words, and then discuss the words with them.

Answers: mouth, purpose, radiant

BIBLE STORY Q & A

Q: Will God forget his promises?

A: Never!

Q: What is special about God's words?

A: They are powerful and never-changing.



BIBLE STORY MEMORY Psalm 19:8

The precepts of the Lord are right, giving joy to the heart.
His commands are radiant, giving light to the eyes.

MIGHTY MOUNTAIN II

Adventures in the Triumph of God's Son

ACTIVITIES



UNIT 5 LESSON 4
DAY 2 ACTIVITIES

HOW IT WORKS
Think about the Bible story or key passage and then answer the questions below using a complete sentence. You may also discuss your answers with your class.

- Why is God's Word compared to what rain and snow accomplish?
- Where does God's Word go out from?
- What is one promise from God's Word that we can count on?
- What do the precepts (or teachings) of the Lord give to our hearts?
- How can the Bible help you grow in your faith?

UNIT MEMORY Joshua 1:8
"Be careful to do everything written in it. Then you will be prosperous and successful."

LESSON SETTING: Psalms and Proverbs proclaim how wonderful God's commands are. They make the simple person wise. All of us start as simple children, but God's commands make us wise when we embrace and follow them. As we do, we see what good they bring to our lives, and that gives us joy. We also see what happens to those who reject God's way, and that makes us even happier that we chose the path of wisdom.



UNIT MEMORY Joshua 1:8

"Do not let this Book of the Law depart from your mouth; meditate on it day and night, so that you may be careful to do everything written in it. Then you will be prosperous and successful."

HOW IT WORKS

After reviewing your exploration of Isaiah 55:10-11 and Psalm 19:7-8, direct the students to answer the questions below about the HANDIWORK of the Bible (how it works) and discuss as a class.

ANSWER IDEAS

- Why is God's Word compared to what rain and snow accomplish?
God's Word is like the rain and snow because as the rain and snow come down and accomplish the watering of earth, God's Word goes out to accomplish His purpose.
- Where does God's Word go out from?
God's Word goes out from His mouth.
- What is one promise from God's Word that we can count on?
Answers will vary.
- What do the precepts (or teachings) of the Lord give to our hearts?
The precepts and teachings of the Lord give joy to our hearts.
- How can the Bible help you grow in your faith?
It gives us joy and light to help us obey God and grow in him.

APPLICATION



THE CONSTANT

Our UNIT MEMORY passage teaches us to "meditate" on God's Word day and night. To meditate means to think deeply about. After reviewing the Bible passages, direct the students to pick a word below to think about and then write their thoughts in the square about why the word accurately describes God

FAITHFUL FORGIVING LOVING

Answers will vary.

EVERLASTING

TRUSTWORTHY

TRUE POWERFUL FAIR

LESSON 4 LEARNING POINTS

- To be prosperous, God's Word should always stay upon our lips.
- To be successful, God's Word should never vanish from our minds!



BIBLE STORY MEMORY Psalm 19:8

The precepts of the Lord are right, giving joy to the heart.
His commands are radiant, giving light to the eyes.



SONG LYRICS



- Q. The Word of God is living and active to advise us what?
What to do (or how to live our lives for God).
- Q. The Bible is a Holy book whose words will do what to our hearts?
The Bible's words will rearrange us (or bring us closer to God).

LISTEN, ANSWER AND PRACTICE

Direct the students to listen to the BOOSTER SONG to answer two application questions with your answers on the board for them to copy. Have the students draw a picture of each answer about putting it into practice!

"SHOOK BY THE BOOK"

BOOSTER SONG HEBREWS 4:12

Well if you're after bursts of laughter
Go through the funnies
And if you're itchin' to be richer
Read magazines
But if you want to go beyond
What entertains you
There's a Holy Book whose Words
Will rearrange you
They're gonna change you!

Shook by the Book – Word of God
Shook by the Book – Word is true
Yeah it's living and active
To advise you what to do
Shook by the Book – Word of God
Shook by the Book – Word is true
Yeah, it's living and active
To be sure your heart is true
Shook by the Book!

Well if you're aching for what's shaking
Glance through the paper
And if you crave the latest wave
Surf on the web
But if you want to go beyond
What entertains you
There's a Holy Book whose Words
Will rearrange you
They're gonna change you!

UNIT MEMORY Joshua 1:8

"Do not let this Book of the Law depart from your mouth; meditate on it day and night, so that you may be careful to do everything written in it. Then you will be prosperous and successful."



UNIT TEACHER PREP

UNIT CRAFT IDEAS

BIBLE PASSAGE

2 Corinthians 5:20-21

We implore you on Christ's behalf: Be reconciled to God. God made him who had no sin to be sin for us, so that in him we might become the righteousness of God.

BIBLE SUMMARY

Jesus provides evidence to people that God sent Him and receives different responses. Simon Peter responds with profound faith. Pharisees show initial interest but also some hesitations when Jesus corrects them. Galileans want more miracles.



LESSON 1
HIS CALL (LUKE 5:1-11)

LESSON TARGET: Learn how Jesus called Simon Peter to be His disciple.

LESSON SETTING: While Jesus was at Simon's house, Jesus healed many people and cast out demons. The demons shouted, "You are the Son of God!" (Luke 4:41). They knew Jesus was the Christ—that is, Messiah—the anointed king the Jews awaited. People did not expect the Messiah to be literally the Son of God because all kings descended from David held the title "son of God" (2 Samuel 7:14). But Simon Peter here realizes that Jesus is indeed divine.

LESSON 2
HIS CAUTION (LUKE 14:7-11)

LESSON TARGET: Understand why Jesus told a parable about a wedding feast.

LESSON SETTING: A Pharisee invites Jesus to a meal at his home after a synagogue service. The Pharisees were a religious sect made up of mostly businessmen. They shared political power with the Sadducees, a sect of mostly priests. The Pharisees followed many oral traditions that they believed provided a hedge around the law. Jesus called their rules "traditions of men" (Mark 7:8). Jesus' parable is based on Proverbs 25:6-7, which the Pharisees should have known.

LESSON 3
HIS COMMAND (JOHN 3:1-7)

LESSON TARGET: Know what it means to be born again.

LESSON SETTING: When Nicodemus notes that Jesus is "able" to perform miracles, Jesus replies that no one is "able" to enter God's kingdom unless they are born again. Jesus expands on this prophecy: "I will sprinkle clean water on you, and you will be clean; I will cleanse you from all your impurities and from all your idols. I will give you a new heart and put a new spirit in you" (Ezekiel 36:25-26).

LESSON 4
HIS CURE (JOHN 4:46-54)

LESSON TARGET: Learn how Jesus healed the official's son from afar.


LESSON SETTING: Cana was in Galilee. Galilee was the Roman district where Jesus lived. Jews traveled to the temple in the district of Judea three times a year for festivals. In this narrative, the Galileans welcome Jesus because they want to see more signs like those He gave at the temple not long before. They seek neither His teaching nor His person, but only His power. Yet Jesus had already provided enough evidence that God sent Him, so their weak faith disappoints Him.

LESSON 1 CRAFT

INSTRUCTIONS (PART 1): Make stick puppets to retell the story of Jesus calling His disciples. Cut out the boat and ½ of the disciples. Tape or glue to a craft stick. Keep in a large plastic bag.

SUPPLIES NEEDED: Craft sticks, scissors, tape or glue. Optional: card stock.

(Use the supplied Craft PDF to print the student sheets.)




LESSON 2 CRAFT

INSTRUCTIONS (PART 2): Make stick puppets to retell the story of Jesus telling a parable. Cut out Jesus and ½ of the disciples. Tape or glue to a craft stick. Keep in a large plastic bag.

SUPPLIES NEEDED: Craft sticks, scissors, tape or glue. Optional: card stock.

(Use the supplied Craft PDF to print the student sheets.)




LESSON 3 CRAFT

INSTRUCTIONS (PART 3): Make stick puppets to retell the story of Jesus teaching Nicodemus. Cut out the two pharisees. Tape or glue to a craft stick. Keep in a large plastic bag.

SUPPLIES NEEDED: Craft sticks, scissors, tape or glue. Optional: card stock.

(Use the supplied Craft PDF to print the student sheets.)




LESSON 4 CRAFT

INSTRUCTIONS (PART 4): Cut out the curtains. Glue or tape to empty paper towel tubes to form the sides of your stage. Tape or glue to a craft stick. Practice using all your puppets!

SUPPLIES NEEDED: Paper towel tubes, scissors, tape or glue. Optional: card stock.

(Use the supplied Craft PDF to print the student sheets.)





Luke 5 Jesus calls His disciples.

One day, there were so many people listening to Jesus teach that it became too crowded for all of the people to hear Him. So Jesus asked one of the local fishermen, named Simon Peter, if He could stand in his boat to teach so that the people could hear His message. Simon said yes. After Jesus had finished teaching, He asked Simon to put the boat out into the lake. As they were rowing, Jesus told Simon to put the nets out since in Bible times they used nets to catch fish at night. Simon had already been fishing all night and had not caught anything, but he knew Jesus was a special passenger and so he put his nets back into the lake.

Once the nets were in the water, so many fish swam into the nets that they almost broke! Simon Peter was worried about the nets breaking, so he called out to his friends in a nearby boat to help. When they pulled in the nets, so many fish filled both boats that they started to sink! Simon could not believe that after not catching one fish before, he had two boats full of hundreds of fish. Now, Simon knew Jesus was God's Son, and felt unworthy to be in His presence. Jesus said it was okay, and that from now on he would fish for people. He instantly became a disciple and helped spread the word that Jesus was the true Son of God!



BIBLE STORY MEMORY Luke 5:10

Then Jesus said to Simon, "Don't be afraid; from now on you will catch men."

UNIT 6 LESSON 1 MIGHTY MOUNTAIN I Adventures in the Proof of God's Authority

DAY 1 BIBLE STORY

His Call
Unscramble the 3 key words below from the Bible Story.

fraida _____
tens _____
fishgin _____

Luke 5 Jesus calls His disciples.
One day, there were so many people listening to Jesus teach that it became too crowded for all of the people to hear Him. So Jesus asked one of the local fishermen, named Simon Peter, if He could stand in his boat to teach so that the people could hear His message. Simon said yes. After Jesus had finished teaching, He asked Simon to put the boat out into the lake. As they were rowing, Jesus told Simon to put the nets out since in Bible times they used nets to catch fish at night. Simon had already been fishing all night and had not caught anything, but he knew Jesus was a special passenger and so he put his nets back into the lake.

Once the nets were in the water, so many fish swam into the nets that they almost broke! Simon Peter was worried about the nets breaking, so he called out to his friends in a nearby boat to help. When they pulled in the nets, so many fish filled both boats that they started to sink! Simon could not believe that after not catching one fish before, he had two boats full of hundreds of fish. Now, Simon knew Jesus was God's Son, and felt unworthy to be in His presence. Jesus said it was okay, and that from now on he would fish for people. He instantly became a disciple and helped spread the word that Jesus was the true Son of God!

BIBLE STORY MEMORY Luke 5:10
Then Jesus said to Simon, "Don't be afraid; from now on you will catch men."

WORD SCRAMBLE

After reading the Bible Story, direct the students to unscramble the three key words, and then discuss the words with them.

Answers: afraid, nets, fishing

BIBLE STORY Q & A

Q: Why was Simon unsure about trying to catch fish with Jesus?

A: He had already tried and caught nothing.

Q: What happened when Simon went fishing with Jesus?

A: They caught so many they had to call another boat to help.



UNIT 6 LESSON 1 MIGHTY MOUNTAIN II Adventures in the Triumph of God's Son

DAY 2 ACTIVITIES

CALLING ALL DISCIPLES
Think about the Bible story or key passage and then answer the questions below using a complete sentence. You may also discuss your answers with your class.

1. Why did Jesus want to get on the boat? _____
2. What did the fisherman use to catch fish? _____
3. Why did Simon think they would not catch any fish? _____
4. What happened when Simon lowered the nets back into the water? _____
5. What did Jesus mean when he said that Simon would be fishing for men? _____

UNIT MEMORY 2 Corinthians 5:21
God made him who had no sin to be sin for us, so that in him we might become the righteousness of God.

LESSON SETTING: While Jesus was at Simon's house, Jesus healed many people and cast out demons. The demons shouted, "You are the Son of God!" (Luke 4:41). They knew Jesus was the Christ—that is, Messiah—the anointed king the Jews awaited. People did not expect the Messiah to be literally the Son of God because all kings descended from David held the title "son of God" (2 Samuel 7:14). But Simon Peter here realizes that Jesus is indeed divine.

CALLING ALL DISCIPLES

After reviewing the story of Jesus calling His disciples, direct the students to think about the story and then answer the questions using a complete sentence. Have the students discuss their answers.

ANSWER IDEAS

1. Why did Jesus want to get on the boat?
Jesus wanted to get on the boat because it was crowded where he was preaching.
2. What did the fisherman use to catch fish?
The fishermen used nets to catch the fish.
3. Why did Simon think they would not catch any fish?
Simon doubted they would catch fish because he did not catch any earlier.
4. What happened when Simon lowered the nets back into the water?
They were immediately filled with so many fish he had another boat come to help!
5. What did Jesus mean when he said that Simon would be fishing for men?
Jesus meant that Simon would catch men to put their faith in Jesus.



UNIT MEMORY 2 Corinthians 5:20-21

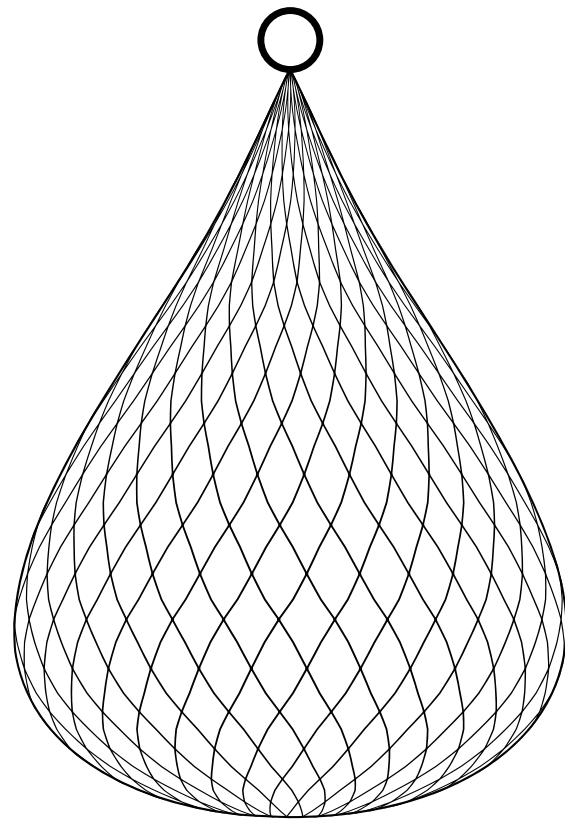
We implore you on Christ's behalf: Be reconciled to God. God made him who had no sin to be sin for us, so that in him we might become the righteousness of God.



A FISHER OF MEN

Jesus told Peter he would become a "fisher of men," who told others He was God's Son. After reviewing the Bible Story, ask the students about friends they know who need to hear the truth about Jesus, and then direct them to draw a few fish on the net and write the friends' names on the fish.

Answers will vary.



BIBLE STORY MEMORY Luke 5:10

Then Jesus said to Simon, "Don't be afraid; from now on you will catch men."



UNIT 6 LESSON 1 DAY 4 APPLICATION

A FISHER OF MEN

Jesus told Peter he would become a "fisher of men," who told others He was God's Son. Who are friends you know who need to hear the truth about Jesus? Draw a few fish on the net and write the friends' names on the fish.

BIBLE STORY MEMORY Luke 5:10
Then Jesus said to Simon, "Don't be afraid; from now on you will catch men."

MIGHTY MOUNTAIN II UNIT 6 LESSON 1 DAY 4 APPLICATION

SONG LYRICS

LISTEN, STOP, WRITE & DISCUSS
Listen to your UNIT SONG and say "STOP" when you hear the words below. Each time, repeat the "Say:" sentence and copy the definition from the board on the lines provided.

urge
Say: "We urge you to believe God and His Word."

absolutely
Say: "It's absolutely true that Jesus took your sin from you."

become
Say: "In Him we might become the righteousness of God."

WHERE LIFE BEGINS
We urge you To believe God For it's absolutely true That through His Son He took your Sin from you.

UNIT MEMORY 2 Corinthians 5:21
God made him who had no sin to be sin for us, so that in him we might become the righteousness of God.

urge

Say: "We urge you to believe God and His Word."

Definition: Encourage strongly.

absolutely

Say: "It's absolutely true that Jesus took your sin from you."

Definition: Totally and without limitation.

become

Say: "In Him we might become the righteousness of God."

Definition: Grow to be.



UNIT MEMORY 2 Corinthians 5:20-21

We implore you on Christ's behalf: Be reconciled to God. God made him who had no sin to be sin for us, so that in him we might become the righteousness of God.

LISTEN, STOP, WRITE & DISCUSS

Direct the students to listen to the UNIT SONG and say "STOP" at the three key words. Have them repeat the "Say:" sentence together. Write each definition for the students to copy on the lines provided and discuss.

"WHERE LIFE BEGINS"

UNIT SONG

2 CORINTHIANS 5:20-21

We urge you
To believe God
For it's absolutely true
That through His Son He took your
Sin from you

We urge you
To receive God
For it's absolutely right
That you might become righteous
In His sight

The Son of God
Who had no sin
Became your sin so that in Him
You might find God's
Righteousness within
The Son of God
Who had no sin
Became your sin so that in Him
You might find God's
Righteousness within
Where life begins

BIBLE STORY



Luke 14 The wedding feast parable.

Jesus went to an important person's house for dinner after a synagogue service. The important person was part of a group of Pharisees who were so serious about following God's rules that they even made up rules of their own! The Pharisees also thought they were the only ones who followed God's rules the right way. Because of this, they had become very prideful and were constantly treating others as if they were better than them. Jesus noticed that the Pharisees were taking all the best seats at the dinner. So He told a parable, which is an earthly story that reveals a heavenly truth about God, to the people attending the dinner.

Jesus told the story of a person going to a special event, like a wedding, who should not sit in the best seat in the house since there might be someone more important for whom the seat is reserved. If that were to happen, this person would have to give up their seat and be embarrassed. Instead, this person should sit in the lower seat and be invited to sit in a better place and be honored. Jesus used the story to teach the Pharisees to be humble and realize they were sinners in need of forgiveness. He reminded us that those who exalt themselves will be humbled, and those who humble themselves will be exalted.

UNIT 6 LESSON 2
DAY 1 BIBLE STORY

His Caution
Unscramble the 3 key words below from the Bible Story.

baraple _____
shumble _____
edaltex _____

Luke 14 The wedding feast parable.
Jesus went to an important person's house for dinner after a synagogue service. The important person was part of a group of Pharisees who were so serious about following God's rules that they even made up rules of their own! The Pharisees also thought they were the only ones who followed God's rules the right way. Because of this, they had become very prideful and were constantly treating others as if they were better than them. Jesus noticed that the Pharisees were taking all the best seats at the dinner. So He told a parable, which is an earthly story that reveals a heavenly truth about God, to the people attending the dinner.

Jesus told the story of a person going to a special event, like a wedding, who should not sit in the best seat in the house since there might be someone more important for whom the seat is reserved. If that were to happen, this person would have to give up their seat and be embarrassed. Instead, this person should sit in the lower seat and be invited to sit in a better place and be honored. Jesus used the story to teach the Pharisees to be humble and realize they were sinners in need of forgiveness. He reminded us that those who exalt themselves will be humbled, and those who humble themselves will be exalted.

BIBLE STORY MEMORY Luke 14:11
"For everyone who exalts himself will be humbled, and he who humbles himself will be exalted."

WORD SCRAMBLE

After reading the Bible Story, direct the students to unscramble the three key words, and then discuss the words with them.

Answers: parable, humbles, exalted

BIBLE STORY Q & A

Q: What was a Pharisee?

A: A religious person filled with pride.

Q: What does it mean to be humble?

A: To be humble means to put others before yourself.

ACTIVITIES



UNIT 6 LESSON 2
DAY 2 ACTIVITIES

BEING HUMBLE
Think about the Bible story or key passage and then answer the questions below using a complete sentence. You may also discuss your answers with your class.

- Which place did Jesus say not to take?

- We exalt ourselves when we think highly of ourselves. Why did Jesus warn us not to do this?

- What does it mean to be humble? How was Jesus humble?

- What are some ways we turn prideful and exalt ourselves?

- What are some ways we can be like Jesus and humble ourselves?

UNIT MEMORY 2 Corinthians 5:21
God made him who had no sin to be sin for us, so that in him we might become the righteousness of God.

BEING HUMBLE

After reviewing the parable of the wedding feast, direct the students to think about the story and then answer the questions using a complete sentence. Have the students discuss their answers.

ANSWER IDEAS

- Which place did Jesus say not to take?
Jesus taught we should not take the place of honor as a guest.
- We exalt ourselves when we think highly of ourselves. Why did Jesus warn us not to do this?
Thinking too highly of ourselves leads to being humbled or humiliated.
- What does it mean to be humble? How was Jesus humble?
Being humble means putting others first, which Jesus did when He died for us.
- What are some ways we turn prideful and exalt ourselves?
We exalt ourselves when we think we are more important than others. Then we think we deserve the best seat or the biggest piece of cake.
- What are some ways we can be like Jesus and humble ourselves?
Answers will vary.

LESSON SETTING: A Pharisee invites Jesus to a meal at his home after a synagogue service. The Pharisees were a religious sect made up of mostly businessmen. They shared political power with the Sadducees, a sect of mostly priests. The Pharisees followed many oral traditions that they believed provided a hedge around the law. Jesus called their rules "traditions of men" (Mark 7:8). Jesus' parable is based on Proverbs 25:6-7, which the Pharisees should have known.



BIBLE STORY MEMORY Luke 14:11

"For everyone who exalts himself will be humbled, and he who humbles himself will be exalted."



UNIT MEMORY 2 Corinthians 5:20-21


We implore you on Christ's behalf: Be reconciled to God. God made him who had no sin to be sin for us, so that in him we might become the righteousness of God.



STAYING HUMBLE

Jesus told the wedding feast parable at the home of a Pharisee who thought highly of himself. After reviewing the Bible Story, direct the students to write the actions of people who think highly of themselves on the left, and to draw and write the actions of people who humble themselves on the right.

ANSWER IDEAS



PEOPLE WHO THINK HIGHLY OF THEMSELVES:

- Are prideful
- Like to show off
- Are mean
- Are bossy
- Exaggerate the facts
- Think they deserve best

PEOPLE WHO HUMBLE THEMSELVES:

- Are unselfish
- Let others go first
- Are kind to others
- Like to serve others
- Tell the truth

UNIT 6 LESSON 2 MIGHTY MOUNTAIN I Adventures in the Proof of God's Authority DAY 3 APPLICATION

STAYING HUMBLE

Jesus told the wedding feast parable at the home of a Pharisee who thought highly of himself. Write the actions of people who think highly of themselves on the left. Then draw and write the actions of people who humble themselves on the right.

BIBLE STORY MEMORY Luke 14:11
"For everyone who exalts himself will be humbled, and he who humbles himself will be exalted."

LESSON 2 LEARNING POINTS

- Jesus wants us to be humble and teachable.
- Even with His power, Jesus was humble and died for us!



UNIT 6 LESSON 2 MIGHTY MOUNTAIN II Adventures in the Triumph of God's Son DAY 4 SONG LYRICS

LISTEN, ANSWER AND PRACTICE

Listen to your UNIT SONG to answer two application questions below. Your teacher will help with answers. Then, draw a "mini" picture of each answer to think about putting it into practice!

Q. God made Jesus to be sin for us, so that we might become what?

Q. Through His Son, what did God take away from us?

WHERE LIFE BEGINS

We urge you To receive God For it's absolutely right That you might become righteous In His sight

The Son of God Who had no sin Became your sin so that in Him You might find God's Righteousness within The Son of God Who had no sin Became your sin so that in Him You might find God's Righteousness within Where life begins

UNIT MEMORY 2 Corinthians 5:21
God made him who had no sin to be sin for us, so that in him we might become the righteousness of God.



- Q. God made Jesus to be sin for us, so that we might become what?
Righteous in His sight (since Jesus paid the penalty for our sins).
- Q. Through His Son, what did God take away from us?
Our sin (which is forgiven through our faith in Christ).

LISTEN, ANSWER AND PRACTICE

Direct the students to listen to the UNIT SONG to answer two application questions with your answers on the board for them to copy. Have the students draw a picture of each answer about putting it into practice!

"WHERE LIFE BEGINS"

UNIT SONG

2 CORINTHIANS 5:20-21

We urge you
To believe God
For it's absolutely true
That through His Son He took your
Sin from you

We urge you
To receive God
For it's absolutely right
That you might become righteous
In His sight

The Son of God
Who had no sin
Became your sin so that in Him
You might find God's
Righteousness within
The Son of God
Who had no sin
Became your sin so that in Him
You might find God's
Righteousness within
Where life begins



BIBLE STORY MEMORY Luke 14:11

"For everyone who exalts himself will be humbled, and he who humbles himself will be exalted."



UNIT MEMORY 2 Corinthians 5:20-21

We implore you on Christ's behalf: Be reconciled to God. God made him who had no sin to be sin for us, so that in him we might become the righteousness of God.



John 3 Jesus and Nicodemus.

Nicodemus was a Pharisee who had been listening to Jesus. He thought Jesus was from God because He performed miracles and healed people, and wondered how anyone could do this if God were not with him. So Nicodemus went to talk with Jesus at night. He did this so the other Pharisees would not know. He told Jesus he knew He was a great teacher from God, but Jesus told Nicodemus he would not see the kingdom of God or heaven unless he was born again. Nicodemus was confused. What did Jesus mean? He knew he could not enter his mother's womb, so he asked Jesus how he could be born again.

Jesus answered, "I tell you the truth, no one can enter the kingdom of God unless he is born of water and the Spirit." Jesus went on to explain that being born again is like becoming a new person whose sin is washed away and who is filled with God's Spirit! When we are born again, we are no longer enemies of God, but rather new members of His family! Jesus then told Nicodemus, "For God so loved the world, that he gave his one and only Son, that whoever believes in him shall not perish but have eternal life." We are born again by our faith in Jesus, and in this second birth we are born of God for all eternity!



BIBLE STORY MEMORY John 3:5

Jesus answered, "I tell you the truth, no one can enter the kingdom of God unless he is born of water and the Spirit."



MIGHTY MOUNTAIN II
Adventures in the Triumph of God's Son

UNIT 6 LESSON 3 DAY 2

ACTIVITIES

BORN AGAIN

Think about the Bible story or key passage and then answer the questions below using a complete sentence. You may also discuss your answers with your class.

- Why did Nicodemus meet with Jesus at night? _____
- What is the kingdom of God? _____
- According to Jesus, how can a person be born again? _____
- Why is it important to be reborn in Christ? _____
- Faith in Christ allows us to enter the kingdom of God for how long? _____

UNIT MEMORY 2 Corinthians 5:21
God made him who had no sin to be sin for us, so that in him we might become the righteousness of God.

LESSON SETTING: When Nicodemus notes that Jesus is "able" to perform miracles, Jesus replies that no one is "able" to enter God's kingdom unless they are born again. Jesus expands on this prophecy: "I will sprinkle clean water on you, and you will be clean; I will cleanse you from all your impurities and from all your idols. I will give you a new heart and put a new spirit in you" (Ezekiel 36:25-26).

BORN AGAIN

After reviewing the Bible Story about Jesus and Nicodemus, direct the students to think about the story and then answer the questions using a complete sentence. Have the students discuss their answers.

ANSWER IDEAS

- Why did Nicodemus meet with Jesus at night?
Perhaps Nicodemus did not want the other Pharisees to know he was with Jesus or perhaps he had to work late.
- What is the kingdom of God?
The kingdom of God is the family of believers on earth and in heaven.
- According to Jesus, how can a person be born again?
Being born again means to be born of water and the Spirit, which takes place when we put our faith in Christ. Nicodemus needed to believe Jesus was God's Son.
- Why is it important to be reborn in Christ?
Being reborn in Christ is important because it is how we are born into the family of God.
- Faith in Christ allows us to enter the kingdom of God for how long?
Faith in Christ allows us to enter God's kingdom for eternity!



UNIT MEMORY 2 Corinthians 5:20-21

We implore you on Christ's behalf: Be reconciled to God. God made him who had no sin to be sin for us, so that in him we might become the righteousness of God.



DAY 3 APPLICATION

SONG LYRICS DAY 4

WHOEVER BELIEVES

In His conversation with Nicodemus in John 3, Jesus teaches more about eternal life in verse 16, one of the most well-known verses in the Bible. After reviewing the Bible Story, direct the students to write their name on the three blank lines in the John 3:16 paraphrase and then write their own words below.

Names on each line in the verse will vary.

"For God so loved _____
that he gave his one and only Son,
that when _____
believes in him, _____
shall not perish but have eternal life."

Next, explain John 3:16 and its meaning in your own words, and then share your thoughts with the class.

Meaning of verse in own words will vary.

UNIT 6 LESSON 3 DAY 3 APPLICATION

WHOEVER BELIEVES

In His conversation with Nicodemus in John 3, Jesus teaches more about eternal life in verse 16, one of the most well-known verses in the Bible. Write your name on the three blank lines in the John 3:16 paraphrase and then write your own words and thoughts below.

"For God so loved _____
that he gave his one and only Son,
that when _____
believes in him, _____
shall not perish but have eternal life."

Next, explain John 3:16 and its meaning in your own words, and then share your thoughts with the class.

BIBLE STORY MEMORY John 3:5
Jesus answered, "I tell you the truth, no one can enter the kingdom of God unless he is born of water and the Spirit."

MIGHTY MOUNTAIN II UNIT 6 LESSON 3 DAY 4 SONG LYRICS

LISTEN, CIRCLE AND WRITE

Listen to your BOOSTER SONG and circle your favorite sentence or "line" in the song lyrics. Then, write a sentence below about what your favorite "line" means to you.

"TURN IT OVER" BOOSTER SONG MATTHEW 16:24-25

Have you heard The Word of Jesus?
Says the One Who never leaves us.
"Save your life and you will lose it.
If you live apart from Me!"

It's your life. But not for always.
Lose the Son Who offers His grace.
"Lose your life and you will find it Here with Me!"

So give it up and lay it down.
Let it go and come around.
Lose yourself and you'll be found.
Just turn it over.

So take your cross and follow Me.
Step aside then come and see.
Lose yourself and you'll be free.
Just turn it over.

UNIT MEMORY 2 Corinthians 5:21
God made him who had no sin to be sin for us, so that in him we might become the righteousness of God.

LISTEN, CIRCLE AND WRITE

Direct the students to listen to the BOOSTER SONG and circle their favorite sentence or "line" in the song lyrics. Discuss their choices as a class. Have the students write a sentence about what their favorite "line" means.

"TURN IT OVER"

BOOSTER SONG MATTHEW 16:24-25

Have you heard
The Word of Jesus?
Says the One
Who never leaves us:
"Save your life and you will lose it
If you live apart from Me"

It's your life
But not for always
Says the Son
Who offers His grace:
"Lose your life and you will find it
Here with Me"

So give it up and lay it down
Let it go and come around
Lose yourself and you'll be found
Just turn it over
So take your cross and follow Me
Step aside then come and see
Lose yourself and you'll be free
Just turn it over



Answers will vary.

LESSON 3 LEARNING POINTS

- God loves us so much that He gave us His Son.
- God spoke the truth to Nicodemus and wanted him to believe!




BIBLE STORY MEMORY John 3:5

Jesus answered, "I tell you the truth, no one can enter the kingdom of God unless he is born of water and the Spirit."



UNIT MEMORY 2 Corinthians 5:20-21

We implore you on Christ's behalf: Be reconciled to God. God made him who had no sin to be sin for us, so that in him we might become the righteousness of God.



John 4 Jesus heals the official's son.

Jesus was busy teaching, healing, and doing miracles everywhere He went. Many people knew about the amazing things He was doing. One day Jesus went into a town called Cana, where an official whose son had become sick to the point of death heard He was in town. The official found out where Jesus was and hurried to ask Him to come to his house and heal his son. Jesus said, "Unless you people see miraculous signs and wonders, you will never believe." But the official still wanted Jesus to come. Jesus then said, "You may go. Your son will live." So the official turned to walk home, which would take him about two days.

The next day while the official was on his way home, his servants met him on the way. They told him that his son was alive and had become healed! The official was so happy that he asked the servants to tell him the exact time his son became well. The servants thought about it and told him, "The fever left him yesterday at the seventh hour." The official realized that this was the exact time Jesus had told him his son would live. Jesus was able to heal the boy with His words even when He was far away! When the official arrived home, he told his entire family how Jesus healed the boy, and they all believed Jesus was from God!



BIBLE STORY MEMORY John 4:53

This was the exact time at which Jesus had said to him, "Your son will live." So he and all his household believed.



MIGHTY MOUNTAIN II
Adventures in the Triumph of God's Son

UNIT 6 LESSON 4

DAY 2

ACTIVITIES

A TIMELY MIRACLE

Think about the Bible story or key passage and then answer the questions below using a complete sentence. You may also discuss your answers with your class.

1. What was Jesus busy doing? _____
2. What was wrong with the official's son? _____
3. What did Jesus think the people wanted to see in order to believe? _____
4. What did the servants tell the official on his way home? _____
5. What did the official's entire household do after the son was healed? Why did they do this? _____

UNIT MEMORY 2 Corinthians 5:21
God made him who had no sin to be sin for us, so that in him we might become the righteousness of God.

A TIMELY MIRACLE

After reviewing the story of Jesus healing the official's son, direct the students to think about the story and then answer the questions using a complete sentence. Have the students discuss their answers.

ANSWER IDEAS

1. What was Jesus busy doing?
Jesus was busy teaching, healing, and doing miracles.
2. What was wrong with the official's son?
The official's son was very sick and dying.
3. What did Jesus think the people wanted to see in order to believe?
Jesus thought the people wanted more signs and wonders instead of just Jesus' words.
4. What did the servants tell the official on his way home?
The servants told the official his son was healed. The official asked what time his son was healed, and it was at the exact time Jesus said, "Your son will live"!
5. What did the official's entire household do after the son was healed? Why did they do this?
The official's whole household believed that Jesus was from God because Jesus healed the official's son in a way that only God could heal.

LESSON SETTING: Cana was in Galilee. Galilee was the Roman district where Jesus lived. Jews traveled to the temple in the district of Judea three times a year for festivals. In this narrative, the Galileans welcome Jesus because they want to see more signs like those He gave at the temple not long before. They seek neither His teaching nor His person, but only His power. Yet Jesus had already provided enough evidence that God sent Him, so their weak faith disappoints Him.

MIGHTY MOUNTAIN I
Adventures in the Proof of God's Authority

UNIT 6 LESSON 4

DAY 1

BIBLE STORY

His Cure

Unscramble the 3 key words below from the Bible Story.

officials _____

servants _____

believed _____

John 4 Jesus heals the official's son.

Jesus was busy teaching, healing, and doing miracles everywhere He went. Many people knew about the amazing things He was doing. One day Jesus went into a town called Cana, where an official whose son had become sick to the point of death heard He was in town. The official found out where Jesus was and hurried to ask Him to come to his house and heal his son. Jesus said, "Unless you people see miraculous signs and wonders, you will never believe." But the official still wanted Jesus to come. Jesus then said, "You may go. Your son will live." So the official turned to walk home, which would take him about two days.

The next day while the official was on his way home, his servants met him on the way. They told him that his son was alive and had become healed! The official was so happy that he asked the servants to tell him the exact time his son became well. The servants thought about it and told him, "The fever left him yesterday at the seventh hour." The official realized that this was the exact time Jesus had told him his son would live. Jesus was able to heal the boy with His words even when He was far away! When the official arrived home, he told his entire family how Jesus healed the boy, and they all believed Jesus was from God!

BIBLE STORY MEMORY John 4:53
This was the exact time at which Jesus had said to him, "Your son will live." So he and all his household believed.

WORD SCRAMBLE

After reading the Bible Story, direct the students to unscramble the three key words, and then discuss the words with them.

Answers: official, servants, believed

BIBLE STORY Q & A

Q: What did the official want Jesus to do?

A: He wanted Jesus to come to his house to heal his son.

Q: What did the official realize when he got home and saw that his son was healed?

A: That Jesus healed his son with His words.



UNIT MEMORY 2 Corinthians 5:20-21

We implore you on Christ's behalf: Be reconciled to God. God made him who had no sin to be sin for us, so that in him we might become the righteousness of God.



JUST A WORD

Jesus healed the official's son just by saying a few words when He wasn't even near the boy. After reviewing the Bible Story, direct the students in small groups to list all the miracles of Jesus they can remember. Then have them circle their favorite and share why it means so much to them.



THE MIRACLES OF JESUS:

Jesus calmed the storm, walked on water, turned water into wine, healed diseases, made the blind to see, made the deaf to hear, made the lame to walk, raised Lazarus from the dead.

FAVORITE MIRACLE:

Answers will vary.

UNIT 6 LESSON 4
MIGHTY MOUNTAIN I
Adventures in the Proof of God's Authority
DAY 3 APPLICATION

JUST A WORD
Jesus healed the official's son just by saying a few words when He wasn't even near the boy. In a small group, work together to list all the miracles of Jesus you can remember. Then circle your favorite and share why it means so much to you with your group.

Miracles
Just ahead

BIBLE STORY MEMORY John 4:53
This was the exact time at which Jesus had said to him, "Your son will live." So he and all his household believed.

LESSON 4 LEARNING POINTS

- Jesus healed so that the official's whole family would believe.
- Jesus forgave our sin, which is the greatest miracle of all!

BIBLE STORY MEMORY John 4:53

This was the exact time at which Jesus had said to him, "Your son will live." So he and all his household believed.



UNIT 6 LESSON 4
MIGHTY MOUNTAIN II
Adventures in the Triumph of God's Son
DAY 4 SONG LYRICS

LISTEN, ANSWER AND PRACTICE
Listen to your BOOSTER SONG to answer two application questions below. Your teacher will help with answers. Then, draw a "mini" picture of each answer to think about putting it into practice!

Q. Jesus told us that if we lose our life we will find what?

Q. Jesus told us to take up our cross and follow whom?

"TURN IT OVER" BOOSTER SONG MATTHEW 16:24-25
Have you heard
The Word of Jesus?
Says the One
Who never leaves us:
"Save your life and you will lose it
If you live apart from Me!"
It's your life
But not for always
Lose the Son
Who offers His grace:
"Lose your life and you will find it
Here with Me!"
So give it up and lay it down
Let it go and come around
Lose yourself and you'll be found
Just turn it over!
So take your cross and follow Me
Step aside then come and see
Lose yourself and you'll be free
Just turn it over!

UNIT MEMORY 2 Corinthians 5:21
God made him who had no sin to be sin for us, so that in him we might become the righteousness of God.



- Q. Jesus told us that if we lose our life we will find what?
Eternal life (that is given as a gift through God's grace).
- Q. Jesus told us to take up our cross and follow whom?
Me (Jesus himself, the Son of God who died for us).

LISTEN, ANSWER AND PRACTICE

Direct the students to listen to the BOOSTER SONG to answer two application questions with your answers on the board for them to copy. Have the students draw a picture of each answer about putting it into practice!

"TURN IT OVER"

BOOSTER SONG

MATTHEW 16:24-25

Have you heard
The Word of Jesus?
Says the One
Who never leaves us:
"Save your life and you will lose it
If you live apart from Me"

It's your life
But not for always
Says the Son
Who offers His grace:
"Lose your life and you will find it
Here with Me"

So give it up and lay it down
Let it go and come around
Lose yourself and you'll be found
Just turn it over
So take your cross and follow Me
Step aside then come and see
Lose yourself and you'll be free
Just turn it over

UNIT MEMORY 2 Corinthians 5:20-21

We implore you on Christ's behalf: Be reconciled to God. God made him who had no sin to be sin for us, so that in him we might become the righteousness of God.



UNIT TEACHER PREP

BIBLE PASSAGE

Isaiah 53:5

But he was pierced for our transgressions, he was crushed for our iniquities; the punishment that brought us peace was upon him, and by his wounds we are healed.

BIBLE SUMMARY

Jesus in His final ministry week shows that He is the Messiah. He is the Passover lamb whose blood frees people from slavery to sin so they can live (1 Corinthians 5:7). He is the suffering servant of Isaiah 53. And He is the firstfruits of the resurrected (1 Corinthians 15:20).



LESSON 1
HIS RIDE (MARK 11:1-11)

LESSON TARGET: Learn that Jesus rode into Jerusalem on a colt to fulfill prophecy.

LESSON SETTING: In the triumphal entry, Jesus rides into Jerusalem on a donkey colt to fulfill prophecy: "Shout, Daughter of Jerusalem! See, your king comes to you, righteous and having salvation, gentle and riding on a donkey, on a colt, the foal of a donkey" (Zechariah 9:9). The people believe Jesus is the Messiah (anointed king), so they quote Psalm 118:25-26, a messianic psalm. But everyone misses the significance that He enters on the day the Jews select the Passover lambs to sacrifice.

LESSON 2
HIS REMINDER (MARK 14:12-26)

LESSON TARGET: Understand that Jesus initiated God's promised new covenant at the Last Supper.

LESSON SETTING: The prophets had foretold that God would exile both Israel and Judah because the people broke their covenant with Him. But Jeremiah 22:31 prophesied that after the people returned from exile, God would make a new covenant with people. In this narrative, Jesus fulfills that prophecy by initiating a new covenant during the Passover feast.

LESSON 3
HIS REDEMPTION (MATTHEW 27:32-54)

LESSON TARGET: Learn that the Passover lambs pointed to Jesus' crucifixion.

LESSON SETTING: Jews count days from sunset to sunset. So, on the same Jewish day as the Passover meal, Jewish leaders arrest and deliver Jesus to the governor for crucifixion. His blood drips, for Jesus is the Passover lamb and the pierced suffering servant. The governor knows Jesus is innocent. So, on the placard that should describe Jesus' crime, he writes, "King of the Jews," unaware of its truth. On the cross, Jesus quotes Psalm 22:1, for the psalm foreshadows the day's events.

LESSON 4
HIS RISE (MATTHEW 28:1-10, EASTER)

LESSON TARGET: Understand that God raised Jesus from the dead.

LESSON SETTING: Friday and Saturday are dark for those who love Jesus. Come Sunday, none want to celebrate the festival of firstfruits. Why rejoice with others who wave the first sheafs of barley before God in anticipation of the coming harvest? But then, oh, astonishing news. The women report the tomb is empty and they have seen Jesus alive! Just as the first sheafs of barley were the firstfruits of the coming harvest, so Jesus rose from the dead as the firstfruits of all who will be raised from the dead.

UNIT CRAFT IDEAS

LESSON 1 CRAFT

INSTRUCTIONS (PART 1): Make stick puppets to retell the story of Jesus riding into Jerusalem. Cut out Jesus and the donkey. Tape or glue to a craft stick. Keep in a large plastic bag.

SUPPLIES NEEDED: Craft sticks, scissors, tape or glue. Optional: card stock.

(Use the supplied Craft PDF to print the student sheets.)

LESSON 2 CRAFT

INSTRUCTIONS (PART 2): Make stick puppets to retell the story of Jesus and The Last Supper. Cut out the bread and the cup. Tape or glue to a craft stick. Keep in a large plastic bag.

SUPPLIES NEEDED: Craft sticks, scissors, tape or glue. Optional: card stock.

(Use the supplied Craft PDF to print the student sheets.)

LESSON 3 CRAFT

INSTRUCTIONS (PART 3): Make stick puppets to retell the story of Jesus being crucified. Cut out the three scenes of Jesus and the cross. Tape or glue to a craft stick. Keep in a large plastic bag.

SUPPLIES NEEDED: Craft sticks, scissors, tape or glue. Optional: card stock.

(Use the supplied Craft PDF to print the student sheets.)


LESSON 4 CRAFT

INSTRUCTIONS (PART 4): Cut out the empty tomb and the angel. Create an invitation for family and friends. Now you are ready to retell the story of Jesus with your puppets!

SUPPLIES NEEDED: Markers, colored pencils. Optional: watercolors.

(Use the supplied Craft PDF to print the student sheets.)

BIBLE STORY



Mark 11 Jesus rides into Jerusalem.

It was time for Jesus to complete His work on earth as He and His disciples headed into Jerusalem to celebrate Passover. Jesus told His disciples to go into a nearby village and look for a donkey colt tied to a pole, and to bring it to Him so He could ride it into Jerusalem. Jesus told them to say, "The Lord needs it and will send it back here shortly" if anyone questioned them. The disciples did just as Jesus said. They brought the colt and its mother to Him and put their coats on the donkeys. As Jesus rode in on the colt, people laid their coats on the ground in front of Him. They also laid palm branches on the ground to honor Jesus.

The people were excited to see Jesus coming into the city and shouted, "Hosanna! Blessed is he who comes in the name of the Lord!" Hosanna means "God, save us." As Jesus entered the city, He fulfilled the prophecy that Zechariah wrote about a special king who would ride in on a donkey colt that had never been ridden. The people thought Jesus was coming to be their earthly king, so this upset the Jewish leaders who were already jealous of the attention Jesus was receiving. So they met together to decide how to stop Him, but Jesus overcame their efforts because He was sent to save us from our sins.

UNIT 7 LESSON 1 DAY 1 BIBLE STORY

His Ride
Unscramble the 3 key words below from the Bible Story.

dokney _____
cotas _____
brenchas _____

Mark 11 Jesus rides into Jerusalem.
It was time for Jesus to complete His work on earth as He and His disciples headed into Jerusalem to celebrate Passover. Jesus told His disciples to go into a nearby village and look for a donkey colt tied to a pole, and to bring it to Him so He could ride it into Jerusalem. Jesus told them to say, "The Lord needs it and will send it back here shortly" if anyone questioned them. The disciples did just as Jesus said. They brought the colt and its mother to Him and put their coats on the donkeys. As Jesus rode in on the colt, people laid their coats on the ground in front of Him. They also laid palm branches on the ground to honor Jesus.

The people were excited to see Jesus coming into the city and shouted, "Hosanna! Blessed is he who comes in the name of the Lord!" Hosanna means "God, save us." As Jesus entered the city, He fulfilled the prophecy that Zechariah wrote about a special king who would ride in on a donkey colt that had never been ridden. The people thought Jesus was coming to be their earthly king, so this upset the Jewish leaders who were already jealous of the attention Jesus was receiving. So they met together to decide how to stop Him, but Jesus overcame their efforts because He was sent to save us from our sins.

BIBLE STORY MEMORY Mark 11:9
Those who went ahead and followed shouted, "Hosanna!"
"Blessed is he who comes in the name of the Lord!"

WORD SCRAMBLE

After reading the Bible Story, direct the students to unscramble the three key words, and then discuss the words with them.

Answers: donkey, coats, branches

BIBLE STORY Q & A

Q: What does Hosanna mean?

A: God save us.

Q: Why were the Pharisees mad at Jesus?

A: They were mad because He did not follow their rules.



BIBLE STORY MEMORY Mark 11:9

Those who went ahead and followed shouted, "Hosanna!"
"Blessed is he who comes in the name of the Lord!"

ACTIVITIES



UNIT 7 LESSON 1 DAY 2

ACTIVITIES

JESUS ENTERS JERUSALEM
Think about the Bible story or key passage and then answer the questions below using a complete sentence. You may also discuss your answers with your class.

1. What was Jesus heading to Jerusalem to celebrate?

2. Why do you think Jesus wanted to ride into the city on a colt?

3. What did those who went ahead of and followed Jesus shout?

4. What did the people think Jesus' plan was in Jerusalem?

5. What was Jesus' actual plan?

UNIT MEMORY Isaiah 53:5
The punishment that brought us peace was upon him, and by his wounds we are healed.

LESSON SETTING: In the triumphal entry, Jesus rides into Jerusalem on a donkey colt to fulfill prophecy: "Shout, Daughter of Jerusalem! See, your king comes to you, righteous and having salvation, gentle and riding on a donkey, on a colt, the foal of a donkey" (Zechariah 9:9). The people believe Jesus is the Messiah (anointed king), so they quote Psalm 118:25-26, a messianic psalm. But everyone misses the significance that He enters on the day the Jews select the Passover lambs to sacrifice..



UNIT MEMORY Isaiah 53:5

But he was pierced for our transgressions, he was crushed for our iniquities; **the punishment that brought us peace was upon him, and by his wounds we are healed.**

JESUS ENTERS JERUSALEM

After reviewing the story of Jesus riding into Jerusalem, direct the students to think about the story and then answer the questions using a complete sentence. Have the students discuss their answers.

ANSWER IDEAS

1. What was Jesus heading to Jerusalem to celebrate?
Jesus was heading to Jerusalem to celebrate the Passover.
2. Why do you think Jesus wanted to ride into the city on a colt?
Jesus rode the colt to fulfill the prophecy from the book of Zechariah.
3. What did those who went ahead of and followed Jesus shout?
They shouted, "Hosanna! Blessed is he who comes in the name of the Lord."
4. What did the people think Jesus' plan was in Jerusalem?
They thought Jesus was going to drive out the Romans and become king.
5. What was Jesus' actual plan?
Jesus was coming to Jerusalem to die on the cross and become our heavenly king.



ENTERING THE CITY

Imagine you are a reporter for the Jerusalem Daily News during the last week of Jesus' life when He entered Jerusalem. After reviewing the Bible Story, direct the students to pretend their photographer took the picture below and to retell the story in their own words according to the picture.

ANSWER IDEAS

Students will act as a reporter and retell the events of the Bible story.

UNIT 7 LESSON 1
MIGHTY MOUNTAIN I
Adventures in the Proof of God's Authority

DAY 3 APPLICATION

ENTERING THE CITY

Imagine you are a reporter for the Jerusalem Daily News during the last week of Jesus' life when He entered Jerusalem. Pretend your photographer took the picture below and retell the story in your own words according to the picture.

BIBLE STORY MEMORY Mark 11:9
Those who went ahead and followed shouted, "Hosanna!"
"Blessed is he who comes in the name of the Lord!"

LESSON 1 LEARNING POINTS

- Jesus entered Jerusalem not as a king but as a servant.
- Jesus was preparing to die for us and become our heavenly king!



BIBLE STORY MEMORY Mark 11:9
Those who went ahead and followed shouted, "Hosanna!"
"Blessed is he who comes in the name of the Lord!"



UNIT 7 LESSON 1
MIGHTY MOUNTAIN II
Adventures in the Triumph of God's Son

SONG LYRICS DAY 4

LISTEN, STOP, WRITE & DISCUSS

Listen to your UNIT SONG and say "STOP" when you hear the words below. Each time, repeat the "Say:" sentence and copy the definition from the board on the lines provided.

crushed
Say: "Jesus was **crushed** to take away our punishment."

revealed
Say: "The Son was **revealed** as the one pierced for our sins."

healed
Say: "By His wounds the Son made sure that we are **healed**."

"IT'S THE SON" UNIT SONG ISAIAH 53:5

Who was pierced for our sins
When not one was found in Him?
Who was crushed to take away
Our punishment?
Who endured suffering
When He brought eternal peace?
Who was wounded so that we
Could all be healed?

It's the Son
He's the One
Who atoned for all we've done
By God's grace it is the Son
Who was revealed
It's the Son
He's the One
Who atoned for all we've done
By His wounds the Son made sure
That we are healed
It's the Son

When He was pierced
Upon Him was peace
When He was crushed
By His wounds we are healed

UNIT MEMORY Isaiah 53:5
The punishment that brought us peace was upon him,
and by his wounds we are healed.

crushed
Say: "Jesus was **crushed** to take away our punishment."
Definition: Broken and changed in shape.

revealed
Say: "The Son was **revealed** as the one pierced for our sins."
Definition: Made known.

healed
Say: "By His wounds the Son made sure that we are **healed**."
Definition: Corrected or put right with God.

LISTEN, STOP, WRITE & DISCUSS

Direct the students to listen to the UNIT SONG and say "STOP" at the three key words. Have them repeat the "Say:" sentence together. Write each definition for the students to copy on the lines provided and discuss.

"IT'S THE SON" UNIT SONG ISAIAH 53:5

Who was pierced for our sins
When not one was found in Him?
Who was crushed to take away
Our punishment?
Who endured suffering
When He brought eternal peace?
Who was wounded so that we
Could all be healed?

It's the Son
He's the One
Who atoned for all we've done
By God's grace it is the Son
Who was revealed
It's the Son
He's the One
Who atoned for all we've done
By His wounds the Son made sure
That we are healed
It's the Son

When He was pierced
Upon Him was peace
When He was crushed
By His wounds we are healed



UNIT MEMORY Isaiah 53:5
But he was pierced for our transgressions, he was crushed for our iniquities; **the punishment that brought us peace was upon him, and by his wounds we are healed.**

BIBLE STORY



Mark 14 Jesus and the Last Supper.

Jesus sent some of His disciples ahead to get the Passover meal ready for them to eat. He told them to follow a man who was carrying a jug of water and ask him where the room was for them to eat the meal. When the disciples went and followed the man with the jug of water, he took them to a house whose owner led them to a large upstairs room. During the meal, Jesus said some very important things to His disciples. As He passed out the bread, He said, "Take it; this is my body." Jesus used the bread to show His disciples that just like the bread was broken for them to eat, so His body would be broken on the cross.

Then as they drank the wine, Jesus said, "This is my blood of the covenant, which is poured out for many." This showed Jesus' disciples that His blood was going to be shed. The disciples did not understand that Jesus meant His body would be broken and His blood would be shed on the cross when He went to die for our sins. He also said this would be the last time He drank of the vine until He was in the kingdom of God. That is why this is called the Last Supper. After the meal was over, Jesus and some of the disciples went to a garden to pray. Jesus knew it was time to fulfill His mission and go to the cross.

UNIT 7 LESSON 2
DAY 1 BIBLE STORY

His Reminder
Unscramble the 3 key words below from the Bible Story.

learn _____
kroben _____
uroped _____

Mark 14 Jesus and the Last Supper.
Jesus sent some of His disciples ahead to get the Passover meal ready for them to eat. He told them to follow a man who was carrying a jug of water and ask him where the room was for them to eat the meal. When the disciples went and followed the man with the jug of water, he took them to a house whose owner led them to a large upstairs room. During the meal, Jesus said some very important things to His disciples. As He passed out the bread, He said, "Take it; this is my body." Jesus used the bread to show His disciples that just like the bread was broken for them to eat, so His body would be broken on the cross.

Then as they drank the wine, Jesus said, "This is my blood of the covenant, which is poured out for many." This showed Jesus' disciples that His blood was going to be shed. The disciples did not understand that Jesus meant His body would be broken and His blood would be shed on the cross when He went to die for our sins. He also said this would be the last time He drank of the vine until He was in the kingdom of God. That is why this is called the Last Supper. After the meal was over, Jesus and some of the disciples went to a garden to pray. Jesus knew it was time to fulfill His mission and go to the cross.

BIBLE STORY MEMORY Mark 14:22
Jesus took bread, gave thanks and broke it, and gave it to his disciples, saying, "Take it; this is my body."

WORD SCRAMBLE

After reading the Bible Story, direct the students to unscramble the three key words, and then discuss the words with them.

Answers: meal, broken, poured

BIBLE STORY Q & A

Q: Jesus said the bread was like His body. What did he mean?

A: That His body would be broken on the cross.

Q: Why do we call this the Last Supper?

It was the last meal Jesus and His disciples had together before the cross.

ACTIVITIES



UNIT 7 LESSON 2
DAY 2 ACTIVITIES

THE LAST SUPPER
Think about the Bible story or key passage and then answer the questions below using a complete sentence. You may also discuss your answers with your class.

1. What did Jesus teach His disciples that the bread was? _____
2. What did Jesus teach His disciples that the wine was? _____
3. How did the bread and wine show what Jesus was getting ready to do? _____
4. Why do we call this event the Last Supper? _____
5. Jesus' body was broken and His blood was shed for the forgiveness of our sins. How does that make you feel about Jesus? _____

UNIT MEMORY Isaiah 53:5
The punishment that brought us peace was upon him, and by his wounds we are healed.

LESSON SETTING: The prophets had foretold that God would exile both Israel and Judah because the people broke their covenant with Him. But Jeremiah 22:31 prophesied that after the people returned from exile, God would make a new covenant with people. In this narrative, Jesus fulfills that prophecy by initiating a new covenant during the Passover feast.

THE LAST SUPPER

After reviewing the story of the Last Supper, direct the students to think about the story and then answer the questions using a complete sentence. Have the students discuss their answers.

ANSWER IDEAS

1. What did Jesus teach His disciples that the bread was?
Jesus taught His disciples the bread was His body which was broken.
2. What did Jesus teach His disciples that the wine was?
Jesus taught His disciples the wine was His blood which was poured out.
3. How did the bread and wine show what Jesus was getting ready to do?
Jesus taught these things to show He would soon suffer on the cross for our sins.
4. Why do we call this event the Last Supper?
This was the last supper Jesus had with His disciples before He went to the cross.
5. Jesus' body was broken and His blood was shed for the forgiveness of our sins. How does that make you feel about Jesus?
Answers will vary.



BIBLE STORY MEMORY Mark 14:22

Jesus took bread, gave thanks and broke it, and gave it to his disciples, saying, "Take it; this is my body."



UNIT MEMORY Isaiah 53:5

But he was pierced for our transgressions, he was crushed for our iniquities; the punishment that brought us peace was upon him, and by his wounds we are healed.



HIS BODY AND BLOOD

Next, pretend you and your photographer followed Jesus and His disciples to the upper room and had a front row seat to the Last Supper. After reviewing the Bible Story, direct the students again to retell the story of Jesus telling His disciples about the bread as His body and the wine as His blood



ANSWER IDEAS

Students will act as a reporter and retell the events of the Bible story.

UNIT 7 LESSON 2 DAY 3 APPLICATION

HIS BODY AND BLOOD

Next, pretend you and your photographer followed Jesus and His disciples to the upper room and had a front row seat to the Last Supper. This time, retell the story of Jesus telling His disciples about the bread as His body and the wine as His blood.

BIBLE STORY MEMORY Mark 14:22
Jesus took bread, gave thanks and broke it, and gave it to his disciples, saying, "Take it; this is my body."

LESSON 2 LEARNING POINTS

- The bread represented Jesus' body which was broken for us.
- The wine represented Jesus' blood which was shed for us.

UNIT 7 LESSON 2 DAY 4 SONG LYRICS

LISTEN, ANSWER AND PRACTICE

Listen to your UNIT SONG to answer two application questions below. Your teacher will help with answers. Then, draw a "mini" picture of each answer to think about putting it into practice!

Q. Jesus was pierced, crushed, and wounded so that we could all be what?

Q. When Jesus endured suffering, what did He bring to mankind?

"IT'S THE SON" UNIT SONG

Who was pierced for our sins
When not one was found in Him?
Who was crushed to take away
Our punishment?
Who endured suffering
When He brought eternal peace?
Who was wounded so that we
Could all be healed?

It's the Son
He's the One
Who atoned for all we've done
By God's grace it is the Son
Who was revealed
It's the Son
He's the One
Who atoned for all we've done
By His wounds the Son made sure
That we are healed
It's the Son

When He was pierced
Upon Him was peace
When He was crushed
By His wounds we are healed

UNIT MEMORY Isaiah 53:5
The punishment that brought us peace was upon him, and by his wounds we are healed.



- Q. Jesus was pierced, crushed, and wounded so that we could all be what?
Be healed (from the penalty of sin that separates man from God).
- Q. When Jesus endured suffering, what did He bring to mankind?
Eternal peace (or eternal life in the presence of God).

LISTEN, ANSWER AND PRACTICE

Direct the students to listen to the UNIT SONG to answer two application questions with your answers on the board for them to copy. Have the students draw a picture of each answer about putting it into practice!

"IT'S THE SON" UNIT SONG

Who was pierced for our sins
When not one was found in Him?
Who was crushed to take away
Our punishment?
Who endured suffering
When He brought eternal peace?
Who was wounded so that we
Could all be healed?

It's the Son
He's the One
Who atoned for all we've done
By God's grace it is the Son
Who was revealed
It's the Son
He's the One
Who atoned for all we've done
By His wounds the Son made sure
That we are healed
It's the Son

When He was pierced
Upon Him was peace
When He was crushed
By His wounds we are healed



BIBLE STORY MEMORY Mark 14:22

Jesus took bread, gave thanks and broke it, and gave it to his disciples, saying, "Take it; this is my body."



UNIT MEMORY Isaiah 53:5

But he was pierced for our transgressions, he was crushed for our iniquities; the punishment that brought us peace was upon him, and by his wounds we are healed.

BIBLE STORY



Matthew 27 Jesus is crucified.
The time had come for our Savior to accomplish His work. After the Passover meal, Jesus was arrested, mocked, and punished by the Roman soldiers. Though sinless, He was sentenced to be crucified on a cross. The soldiers guarded Jesus and put a sign above His head that said, "King of the Jews." Then they played a game with dice to see who would keep Jesus' clothes, and called Him names as other people came to watch Jesus on the cross. The Jewish leaders shouted that if He were really God's Son, He would be able to come down from the cross, but they didn't know it was God's will for Jesus to die.

At about noon, it grew very dark. Three hours later, Jesus called out in a loud voice, "My God! My God! Why have you forsaken me?" But He was willing to suffer and die for us so that we could have eternal life. He then cried out in a loud voice and died. Immediately there was a huge earthquake, and the curtain in the temple was torn in half, showing that now nothing can separate us from God. When the centurion and the guards saw the earthquake and all that had happened, they were terrified, and exclaimed, "Surely he was the Son of God!" Jesus was placed in a tomb with a big stone rolled over the entrance, but the best was yet to come!

UNIT 7 LESSON 3 DAY 1 BIBLE STORY

His Redemption
Unscramble the 3 key words below from the Bible Story.

srocs _____
dolsiers _____
turcaln _____

Matthew 27 Jesus is crucified.
The time had come for our Savior to accomplish His work. After the Passover meal, Jesus was arrested, mocked, and punished by the Roman soldiers. Though sinless, He was sentenced to be crucified on a cross. The soldiers guarded Jesus and put a sign above His head that said, "King of the Jews." Then they played a game with dice to see who would keep Jesus' clothes, and called Him names as other people came to watch Jesus on the cross. The Jewish leaders shouted that if He were really God's Son, He would be able to come down from the cross, but they didn't know it was God's will for Jesus to die for the sake of the world.

At about noon, it grew very dark. Three hours later, Jesus called out in a loud voice, "My God! My God! Why have you forsaken me?" But He was willing to suffer and die for us so that we could have eternal life. He then cried out in a loud voice and died. Immediately there was a huge earthquake, and the curtain in the temple was torn in half, showing that now nothing can separate us from God. When the centurion and the guards saw the earthquake and all that had happened, they were terrified, and exclaimed, "Surely he was the Son of God!" Jesus was placed in a tomb with a big stone rolled over the entrance, but the best was yet to come!

BIBLE STORY MEMORY Matthew 27:54
When they saw the earthquake and all that had happened, they were terrified, and exclaimed, "Surely he was the Son of God!"

WORD SCRAMBLE
After reading the Bible Story, direct the students to unscramble the three key words, and then discuss the words with them.
Answers: cross, soldiers, curtain

BIBLE STORY Q & A
Q: What did the soldiers do with the dice?
A: They played a game to keep Jesus' clothes.

Q: What happened right after Jesus died?
A: There was an earthquake and the curtain in the temple ripped in half.



BIBLE STORY MEMORY Matthew 27:54
When they saw the earthquake and all that had happened, they were terrified, and exclaimed, "Surely he was the Son of God!"

ACTIVITIES



UNIT 7 LESSON 3 DAY 2


ACTIVITIES

THE CROSS
Think about the Bible story or key passage and then answer the questions below using a complete sentence. You may also discuss your answers with your class.

1. What did the Roman soldiers do to Jesus? _____
2. How did the people in the crowd treat Jesus? _____
3. What do you think was the hardest part of being crucified for Jesus? _____
4. In your unit song "It's the Son!" by what did the Son make sure that we are healed? _____
5. Why is the cross just the beginning of the story? What happens next? _____

UNIT MEMORY Isaiah 53:5
The punishment that brought us peace was upon him, and by his wounds we are healed.

LESSON SETTING: Jews count days from sunset to sunset. So, on the same Jewish day as the Passover meal, Jewish leaders arrest and deliver Jesus to the governor for crucifixion. His blood drips, for Jesus is the Passover lamb and the pierced suffering servant. The governor knows Jesus is innocent. So, on the placard that should describe Jesus' crime, he writes, "King of the Jews," unaware of its truth. On the cross, Jesus quotes Psalm 22:1, for the psalm foreshadows the day's events.



UNIT MEMORY Isaiah 53:5
But he was pierced for our transgressions, he was crushed for our iniquities; the punishment that brought us peace was upon him, and by his wounds we are healed.

THE CROSS

After reviewing the Bible Story about Jesus being crucified, direct the students to think about the story and then answer the questions using a complete sentence. Have the students discuss their answers.

ANSWER IDEAS

1. What did the Roman soldiers do to Jesus?
The Roman soldiers put a sign over Jesus' head and played dice games to see who got to keep His clothes.
2. How did the people in the crowd treat Jesus?
The crowd yelled, "Come down from the cross if you are the Son of God!"
3. What do you think was the hardest part of being crucified for Jesus?
Answers will vary.
4. In your unit song "It's the Son!" by what did the Son make sure that we are healed?
In "It's the Son!" it was by His wounds the Son made sure that we are healed.
5. Why is the cross just the beginning of the story? What happens next?
The cross is just the beginning of the story because on the third day He rose again!

APPLICATION



SIN IS CONQUERED!
Next, pretend you and your photographer followed Jesus all the way from being arrested in the garden and mocked by the soldiers to being crucified on the cross. After reviewing the Bible Story, direct the students again to retell the story of Jesus' journey to the cross that He made for us.

Answers will vary.



ANSWER IDEAS

Students will act as a reporter and retell the events of the Bible story.

UNIT 7 LESSON 3 DAY 3 APPLICATION

SIN IS CONQUERED!
Next, pretend you and your photographer followed Jesus all the way from being arrested in the garden and mocked by the soldiers to being crucified on the cross. This time, retell the story of Jesus' journey to the cross that He made for us.

BIBLE STORY MEMORY Matthew 27:54
When they saw the earthquake and all that had happened, they were terrified, and exclaimed, "Surely he was the Son of God!"

LESSON 3 LEARNING POINTS

- Jesus' death on the cross conquered the sin of mankind.
- Jesus' death led to His resurrection and becoming our Savior!



BIBLE STORY MEMORY Matthew 27:54

When they saw the earthquake and all that had happened, they were terrified, and exclaimed, "Surely he was the Son of God!"



SONG LYRICS

UNIT 7 LESSON 3 DAY 4 SONG LYRICS

LISTEN, CIRCLE AND WRITE
Listen to your BOOSTER SONG and circle your favorite sentence or "line" in the song lyrics. Then, write a sentence below about what your favorite "line" means to you.

"COME TO THE WELL"
VERSE 1
There's a rush of water
That's heaven-percent pure
It's bursting full of everlasting life,
Oh yeah
And there's a risen Savior
Who has come to save the world
So let Him quench your thirst
And you'll find

He said, Come to the well
Where the water swells
To a spring of cool salvation
Come let us go
Where the water flows
And you'll never thirst again

There's a stream to heaven
That's the only way to go
It's flowing out to all who will believe,
Oh yeah
And there's a mighty Savior
Who will come to take us home
So let Him drench your soul
And you will see

UNIT MEMORY Isaiah 53:5
The punishment that brought us peace was upon him,
and by his wounds we are healed.



Answers will vary.

LISTEN, CIRCLE AND WRITE

Direct the students to listen to the BOOSTER SONG and circle their favorite sentence or "line" in the song lyrics. Discuss their choices as a class. Have the students write a sentence about what their favorite "line" means.

"COME TO THE WELL"

BOOSTER SONG

JOHN 4:13-14

There's a rush of water
That is heaven-percent pure
It's bursting full of everlasting life,
Oh yeah
And there's a risen Savior
Who has come to save the world
So let Him quench your thirst
And you will find

He said, Come to the well
Where the water swells
To a spring of cool salvation
Come let us go
Where the water flows
And you'll never thirst again

There's a stream to heaven
That's the only way to go
It's flowing out to all who will believe,
Oh yeah
And there's a mighty Savior
Who will come to take us home
So let Him drench your soul
And you will see



UNIT MEMORY Isaiah 53:5

But he was pierced for our transgressions, he was crushed for our iniquities; **the punishment that brought us peace was upon him, and by his wounds we are healed.**

MIGHTY MOUNTAIN I

Adventures in the Proof of God's Authority

BIBLE STORY



Matthew 28 Jesus is raised from the dead.

Jesus' died and His body was placed into a tomb on Friday. The next day was the Sabbath, so His friends could not properly prepare His body. But early Sunday morning, on the third day, some of the women who were Jesus' friends went to the tomb to put spices and oils on His body. On their way, a violent earthquake shook as an angel moved the stone away from the tomb and sat on it! The men guarding the tomb were so scared that they shook and became like dead men. Then the angel said to the women, "Don't be afraid. I know you are looking for Jesus, who was crucified. He is not here; he has risen, just as he said."

The women were so afraid and yet excited that they ran back to tell the disciples. Meanwhile, Peter and John ran to the tomb a different way and saw it was empty. Then, Jesus suddenly met them! They had seen Him die on the cross and yet there He was alive right in front of them, so they knew He was truly the Son of God! The women went to Him, grabbed His feet, and worshiped Him right there! They were scared, but also amazed as He told them, "Do not be afraid. Go and tell my brothers to go to Galilee and they will see Me there." God raised Him from the dead to defeat sin and death with eternal life for all who believe!



BIBLE STORY MEMORY Matthew 28:5-6

"Do not be afraid, for I know that you are looking for Jesus, who was crucified. He is not here; he has risen, just as he said."

MIGHTY MOUNTAIN II

Adventures in the Triumph of God's Son

ACTIVITIES



UNIT 7 LESSON 4 DAY 2

ACTIVITIES

THE RESURRECTION

Think about the Bible story or key passage and then answer the questions below using a complete sentence. You may also discuss your answers with your class.

1. Why were the women going to the tomb? _____
2. What did they surprisingly find there? _____
3. What did the angel of the Lord tell the women? _____
4. By dying on the cross and being raised from the dead, what two things did Jesus conquer? _____
5. Jesus suffered and rose as He said He would do. Why should we believe? _____

UNIT MEMORY Isaiah 53:5
The punishment that brought us peace was upon him, and by his wounds we are healed.

LESSON SETTING: Friday and Saturday are dark for those who love Jesus. Come Sunday, none want to celebrate the festival of firstfruits. Why rejoice with others who wave the first sheafs of barley before God in anticipation of the coming harvest? But then, oh, astonishing news. The women report the tomb is empty and they have seen Jesus alive! Just as the first sheafs of barley were the firstfruits of the coming harvest, so Jesus rose from the dead as the firstfruits of all who will be raised from the dead.

THE RESURRECTION

After reviewing the story of Jesus being raised from the dead, direct the students to think about the story and then answer the questions using a complete sentence. Have the students discuss their answers.

ANSWER IDEAS

1. Why were the women going to the tomb?
The women were going to the tomb to put spices on Jesus' body.
2. What did they surprisingly find there?
They found the soldiers gone, Jesus' body missing, and an angel who said Jesus was alive!
3. What did the angel of the Lord tell the women?
The angel told the women not to be afraid and that Jesus was not there but has risen!
4. By dying on the cross and being raised from the dead, what two things did Jesus conquer?
Jesus conquered sin and death by dying on the cross and being raised from the dead. Sin was forgiven and the grave could not hold Him!
5. Jesus suffered and rose as He said He would do. Why should we believe?
Answers will vary.

UNIT 7 LESSON 4 DAY 1

BIBLE STORY

His Rise (Easter)
Unscramble the 3 key words below from the Bible Story.

bofm _____
glean _____
nires _____

Matthew 28 Jesus is raised from the dead.

Jesus' died and His body was placed into a tomb on Friday. The next day was the Sabbath, so His friends could not properly prepare His body. But early Sunday morning, on the third day, some of the women who were Jesus' friends went to the tomb to put spices and oils on His body. On their way, a violent earthquake shook as an angel moved the stone away from the tomb and sat on it! The men guarding the tomb were so scared that they shook and became like dead men. Then the angel said to the women, "Don't be afraid. I know you are looking for Jesus, who was crucified. He is not here; he has risen, just as he said."

The women were so afraid and yet excited that they ran back to tell the disciples. Meanwhile, Peter and John ran to the tomb a different way and saw it was empty. Then, Jesus suddenly met them! They had seen Him die on the cross and yet there He was alive right in front of them, so they knew He was truly the Son of God! The women went to Him, grabbed His feet, and worshiped Him right there! They were scared, but also amazed as He told them, "Do not be afraid. Go and tell my brothers to go to Galilee and they will see Me there." God raised Him from the dead to defeat sin and death with eternal life for all who believe!

BIBLE STORY MEMORY Matthew 28:5-6
"Do not be afraid, for I know that you are looking for Jesus, who was crucified. He is not here; he has risen, just as he said."

WORD SCRAMBLE

After reading the Bible Story, direct the students to unscramble the three key words, and then discuss the words with them.

Answers: tomb, angel, risen

BIBLE STORY Q & A

Q: What did the angel tell the women when they entered the tomb?

A: He is not here! He has risen!

Q: How did Jesus defeat death?

A: By rising from the dead.



UNIT MEMORY Isaiah 53:5

But he was pierced for our transgressions, he was crushed for our iniquities; the punishment that brought us peace was upon him, and by his wounds we are healed.



HE LIVES!

Finally, on the third day you and your photographer are heading home when suddenly women run up and tell you Jesus is alive! You both run to the empty tomb and can't believe your eyes! After reviewing the Bible Story, direct the students again that their photographer snaps a picture, and they write ...



Students will act as a reporter and retell the events of the Bible story.

UNIT 7 LESSON 4
MIGHTY MOUNTAIN I
Adventures in the Proof of God's Authority

DAY 3 APPLICATION

HE LIVES!
Finally, on the third day you and your photographer are heading home when suddenly women run up and tell you Jesus is alive! You both run to the empty tomb and can't believe your eyes! This time, your photographer snaps a picture, and you write ...

BIBLE STORY MEMORY Matthew 28:5-6
"Do not be afraid, for I know that you are looking for Jesus, who was crucified. He is not here; he has risen, just as he said."

LESSON 4 LEARNING POINTS

- On the third day, God raised Jesus from the dead.
- Jesus' death and resurrection conquered both sin and death!

BIBLE STORY MEMORY Matthew 28:5-6

"Do not be afraid, for I know that you are looking for Jesus, who was crucified. He is not here; he has risen, just as he said."



UNIT 7 LESSON 4
MIGHTY MOUNTAIN II
Adventures in the Triumph of God's Son

SONG LYRICS DAY 4

LISTEN, ANSWER AND PRACTICE
Listen to your BOOSTER SONG to answer two application questions below. Your teacher will help with answers. Then, draw a "mini" picture of each answer to think about putting it into practice!

Q. What did Jesus, our risen Savior, come to do to quench the eternal thirst of mankind?

Q. Jesus said that the living water He can give is actually what?

"COME TO THE WELL"
BOOSTER SONG
JOHN 4:13-14
There's a rush of water
That's heaven-percent pure
It's bursting full of everlasting life,
Oh yeah
And there's a risen Savior
Who has come to save the world
So let Him quench your thirst
And you will find!

He said, Come to the well
Where the water swells
To a spring of cool salvation
Come let us go
Where the water flows
And you'll never thirst again!

There's a stream to heaven
That's the only way to go
It's flowing out to all who will believe,
Oh yeah
And there's a mighty Savior
Who will come to take us home
So let Him drench your soul
And you will see.

UNIT MEMORY Isaiah 53:5
The punishment that brought us peace was upon him,
and by his wounds we are healed.



- Q. What did Jesus, our risen Savior, come to do to quench the eternal thirst of mankind?
He came to save the world (through His death and resurrection).
- Q. Jesus said that the living water He can give is actually what?
A spring of cool salvation (a spring of water welling up to eternal life).

LISTEN, ANSWER AND PRACTICE

Direct the students to listen to the BOOSTER SONG to answer two application questions with your answers on the board for them to copy. Have the students draw a picture of each answer about putting it into practice!

"COME TO THE WELL" BOOSTER SONG

JOHN 4:13-14

There's a rush of water
That is heaven-percent pure
It's bursting full of everlasting life,
Oh yeah
And there's a risen Savior
Who has come to save the world
So let Him quench your thirst
And you will find

He said, Come to the well
Where the water swells
To a spring of cool salvation
Come let us go
Where the water flows
And you'll never thirst again

There's a stream to heaven
That's the only way to go
It's flowing out to all who will believe,
Oh yeah
And there's a mighty Savior
Who will come to take us home
So let Him drench your soul
And you will see

UNIT MEMORY Isaiah 53:5

But he was pierced for our transgressions, he was crushed for our iniquities; the punishment that brought us peace was upon him, and by his wounds we are healed.



UNIT TEACHER PREP

BIBLE PASSAGE

Galatians 5:22-23

But the fruit of the Spirit is love, joy, peace, patience, kindness, goodness, faithfulness, gentleness and self-control. Against such things there is no law.

BIBLE SUMMARY

One of the exciting things that happen when people turn to Jesus in faith is that the Holy Spirit enters them. Then He works from within them so that they develop spiritual fruit. Fruit includes godly character traits and ministry, such as sharing the gospel.



LESSON 1

FRUIT OF THE SPIRIT (GALATIANS 5:22-23)

LESSON TARGET: Understand that all of us have sinned, but the Holy Spirit changes us.

LESSON SETTING: Jesus pours His Holy Spirit onto His followers during another festival, the Feast of Weeks, also known as Pentecost. The Holy Spirit is God, just as Jesus and the Father are God: three Persons, one God. People are born spiritually dead (Ephesians 2:1-3). But when we turn to Jesus in faith, the Holy Spirit enters us and makes us spiritually alive so we have eternal life (Ephesians 2:4-5; Romans 8:10). The Holy Spirit produces fruit in people.



LESSON 2

FRUIT FROM GOD (1 CORINTHIANS 13:1-13)

LESSON TARGET: Know that the Holy Spirit will grow love, joy and peace in us.

LESSON SETTING: The Bible defines love as actions and attitudes that seek good for others: "Love is patient, love is kind. It does not envy, it does not boast, it is not proud. It is not rude, it is not self-seeking, it is not easily angered, it keeps no record of wrongs" (1 Corinthians 13:4-5). We receive peace with God when we turn to Jesus, but the Holy Spirit grows inner peace and joy in us as we mature in Christ.



LESSON 3

FRUIT FOR OTHERS (EPHESIANS 4:25-32)

LESSON TARGET: Know that the Holy Spirit will help us be patient, kind, and good to others.

LESSON SETTING: Patience, kindness, and goodness do not come naturally. They are traits parents try to teach children. The Holy Spirit goes farther in that He cares not just about our actions, but also about our thoughts. He convicts us when our thoughts are impatient, unkind, or not good. We can then confess the thought immediately, accept forgiveness, and change our actions. We can also apologize to anyone with whom we have been impatient or unkind.



LESSON 4

FRUIT TO LIVE BY (2 TIMOTHY 2:22-26)

LESSON TARGET: Learn that faithfulness, gentleness, and self-control are important traits.

LESSON SETTING: Faithfulness, gentleness, and self-control are more traits that do not come naturally. Faithfulness toward God matters when we meet people who do not like Christianity. Jesus warned that when that happens, we must be faithful and not deny Him (Matthew 10:32-33). Gentleness is particularly helpful when someone is angry with us: "A gentle answer turns away wrath, but a harsh word stirs up anger." (Proverbs 15:1). And we need self-control when we face this world's many temptations.


UNIT CRAFT IDEAS

LESSON 1 CRAFT

INSTRUCTIONS: Cut out 9 of the fruits. Write 1 of the fruits of the Spirit on each fruit. Use a hole punch to make holes in them so you can string yarn through the fruits to make a Fruit of the Spirit pennant decoration!

SUPPLIES NEEDED: Scissors, markers, yarn, hole punch.

(Use the supplied Craft PDF to print the student sheets.)

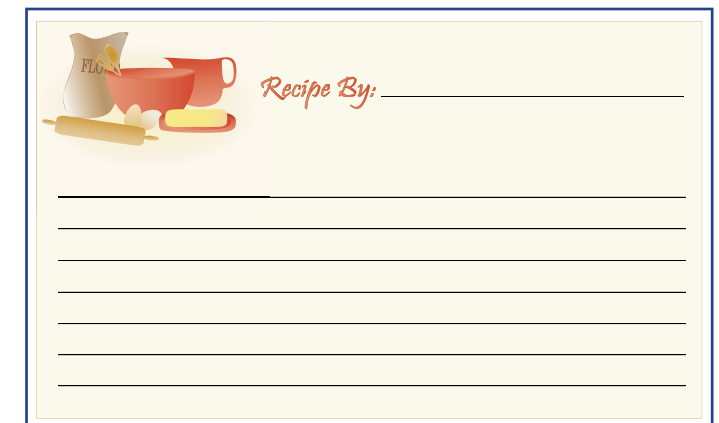


LESSON 2 CRAFT

INSTRUCTIONS: Make a recipe card with the ingredients of love, joy, peace. Then, write some actions or attitudes these 3 fruits of the Spirit can be a recipe for.

SUPPLIES NEEDED: Markers, crayons, colored pencils, first of 3 recipe cards.

(Use the supplied Craft PDF to print the student sheets.)



LESSON 3 CRAFT

INSTRUCTIONS: Make a recipe card with the ingredients of patience, kindness, goodness. Then, write some actions or attitudes these 3 fruits of the Spirit can be a recipe for.

SUPPLIES NEEDED: Markers, crayons, colored pencils, second of 3 recipe cards.

(Use the supplied Craft PDF to print the student sheets.)



LESSON 4 CRAFT

INSTRUCTIONS: Make a recipe card with the ingredients of faithfulness, gentleness, self-control. Then, write some actions or attitudes these 3 fruits of the Spirit can be a recipe for.

SUPPLIES NEEDED: Markers, crayons, colored pencils, third of 3 recipe cards.

(Use the supplied Craft PDF to print the student sheets.)





Galatians 5 The fruit of the Spirit.

After Jesus rose, He appeared to His disciples and spent many days with them. In fact, over 500 followers saw Jesus alive after He had been crucified! Then, before Jesus ascended into heaven, He promised His disciples they would receive power when the Holy Spirit came upon them. So with the help of the Holy Spirit, the disciples became Jesus' witnesses as the early church began to grow. The Holy Spirit also inspired the apostle Paul—one of the earliest apostles to travel widely to spread the news of Jesus' death and resurrection—to write a letter to the Jewish Christians in Galatia, which became the book of the Bible we call Galatians!

In the 5th chapter of Galatians, Paul wrote about the nine qualities the Holy Spirit produces in Christians called the "Fruit of the Spirit." Paul taught that just as a tree blossoms and produces healthy fruit, so a Christ follower blossoms and produces spiritual fruit—which is the evidence of Christ in them. This fruit that should be on display in Christians includes love, joy, peace, patience, kindness, goodness, faithfulness, gentleness, and self-control. These qualities show people the Holy Spirit in us. When we walk in step with the Spirit, we produce fruit that imitates Jesus. And don't forget: the Spirit's fruit is fully on display ... when we walk His way!



BIBLE STORY MEMORY Ephesians 5:9

For the fruit of the light consists in all goodness, righteousness and truth.



MIGHTY MOUNTAIN II
Adventures in the Triumph of God's Son

UNIT 8 LESSON 1 DAY 2

ACTIVITIES

FRUIT OF THE SPIRIT

Think about the Bible story or key passage and then answer the questions below using a complete sentence. You may also discuss your answers with your class.

1. What are the 9 fruit of the Spirit?

2. Which fruit is the easiest for you to live out?

3. Which fruit is the hardest for you to live out?

4. Which part of God (Father, Son, or Holy Spirit) helps you to be in step with His fruit?

5. In our Unit Song "Walk His Way," we sing about walking in step with the Holy Spirit so that His fruit is seen in us by whom?

UNIT MEMORY Galatians 5:22-23
But the fruit of the Spirit is love, joy, peace, patience, kindness, goodness, faithfulness, gentleness and self-control.

FRUIT OF THE SPIRIT

After reviewing the Bible passage in Galatians 5:22-23, direct the students to think about the passage and then answer the questions using a complete sentence. Have the students discuss their answers.

ANSWER IDEAS

1. What are the 9 fruit of the Spirit?
The 9 fruit of the Spirit describe what our actions should be when we are letting the Holy Spirit guide us. They are love, joy, peace, patience, kindness, goodness, faithfulness, gentleness, and self-control.
2. Which fruit is the easiest for you to live out?
Answers will vary.
3. Which fruit is the hardest for you to live out?
Answers will vary.
4. Which part of God (Father, Son, or Holy Spirit) helps you to be in step with His fruit?
The part of the trinity who can help us be in step with His fruit is the Holy Spirit, who guides us, helps us understand God's Word, and is with us in a very real way.
5. In our Unit Song "Walk His Way," we sing about walking in step with the Holy Spirit so that His fruit is seen in us by whom?
In "Walk His Way," our walk with the Holy Spirit is seen by people around us.

LESSON SETTING: Jesus pours His Holy Spirit onto His followers during another festival, the Feast of Weeks, also known as Pentecost. The Holy Spirit is God, just as Jesus and the Father are God: three Persons, one God. People are born spiritually dead (Ephesians 2:1-3). But when we turn to Jesus in faith, the Holy Spirit enters us and makes us spiritually alive so we have eternal life (Ephesians 2:4-5; Romans 8:10). The Holy Spirit produces fruit in people.

MIGHTY MOUNTAIN I
Adventures in the Proof of God's Authority

UNIT 8 LESSON 1 DAY 1

BIBLE STORY

Fruit of the Spirit

Unscramble the 3 key words below from the Bible Story.

fritu _____

tripsis _____

charterac _____

Galatians 5 The fruit of the Spirit.

After Jesus rose, He appeared to His disciples and spent many days with them. In fact, over 500 followers saw Jesus alive after He had been crucified! Then, before Jesus ascended into heaven, He promised His disciples they would receive power when the Holy Spirit came upon them. So with the help of the Holy Spirit, the disciples became Jesus' witnesses as the early church began to grow. The Holy Spirit also inspired the apostle Paul—one of the earliest apostles to travel widely to spread the news of Jesus' death and resurrection—to write a letter to the Jewish Christians in Galatia, which became the book of the Bible we call Galatians!

In the 5th chapter of Galatians, Paul wrote about the nine qualities the Holy Spirit produces in Christians called the "Fruit of the Spirit." Paul taught that just as a tree blossoms and produces healthy fruit, so a Christ follower blossoms and produces spiritual fruit—which is the evidence of Christ in them. This fruit that should be on display in Christians includes love, joy, peace, patience, kindness, goodness, faithfulness, gentleness, and self-control. These qualities show people the Holy Spirit in us. When we walk in step with the Spirit, we produce fruit that imitates Jesus. And don't forget: the Spirit's fruit is fully on display ... when we walk His way!

BIBLE STORY MEMORY Ephesians 5:9
For the fruit of the light consists in all goodness, righteousness and truth.

WORD SCRAMBLE

After reading the Bible Story, direct the students to unscramble the three key words, and then discuss the words with them.

Answers: fruit, Spirit, character

BIBLE STORY Q & A

Q: What are the fruits of the spirit?

A: Love, joy, peace, patience, kindness, goodness, faithfulness, gentleness, and self-control.

Q: Who works in our hearts to help us grow our fruit of the spirit?

A: The Holy Spirit.



UNIT MEMORY Galatians 5:22-23

But the fruit of the Spirit is love, joy, peace, patience, kindness, goodness, faithfulness, gentleness and self-control. Against such things there is no law.

APPLICATION



LIKE A DOVE

The Holy Spirit is often represented by a dove symbol because He descended from heaven like a dove during Jesus' baptism. After reviewing the Bible passage, begin a teacher-led discussion and direct the students to write what they know about the Holy Spirit and also what questions they have.

ANSWER IDEAS



What I understand about the Holy Spirit:

The Holy Spirit is a part of God.
The Holy Spirit helps our faith to grow.
The Holy Spirit is always with believers.

Questions I have about the Holy Spirit:

Questions will vary.

UNIT 8 LESSON 1 MIGHTY MOUNTAIN I
Adventures in the Proof of God's Authority

DAY 3 APPLICATION

LIKE A DOVE

The Holy Spirit is often represented by a dove symbol because He descended from heaven like a dove during Jesus' baptism. Write what you know about the Holy Spirit and also questions you have.

What I understand about the Holy Spirit:

Questions I have about the Holy Spirit:

BIBLE STORY MEMORY Ephesians 5:9
For the fruit of the light consists in all goodness, righteousness and truth.

LESSON 1 LEARNING POINTS

- God is in three persons as the Father, the Son, and the Holy Spirit.
- The Holy Spirit guides us as believers and helps our faith to grow!

BIBLE STORY MEMORY Ephesians 5:9

For the fruit of the light consists in all goodness, righteousness and truth.



SONG LYRICS

UNIT 8 LESSON 1 MIGHTY MOUNTAIN II
Adventures in the Triumph of God's Son

DAY 4 SONG LYRICS

LISTEN, STOP, WRITE & DISCUSS

Listen to your UNIT SONG and say "STOP" when you hear the words below. Each time, repeat the "Say:" sentence and copy the definition from the board on the lines provided.

rules

Say: "We walk God's way when the Spirit in us rules the day."

on display

Say: "In believers, the Spirit's fruit should be on display."

walk

Say: "The Spirit's fruit is fully on display when we walk His way."

"WALK HIS WAY" UNIT SONG GALATIANS 5:22-23

People notice when we walk His way
When the Spirit in us rules the day
There is truth to what we say
When our deeds communicate
And the Spirit's fruit is on display

Give them ...
Love, joy, peace, patience
Kindness, goodness, faithfulness
With godly gentleness
And righteous self-control
The Spirit's fruit is fully on display
When we walk His way

His fruit is on display
When we walk His way
His fruit is on display
When we walk His way

UNIT MEMORY Galatians 5:22-23
But the fruit of the Spirit is love, joy, peace, patience, kindness, goodness, faithfulness, gentleness and self-control.

rules

Say: "We walk God's way when the Spirit in us rules the day."

Definition: Exercises power over.

on display

Say: "In believers, the Spirit's fruit should be on display."

Definition: Easily seen by others.

walk

Say: "The Spirit's fruit is fully on display when we walk His way."

Definition: Stay in step with.

LISTEN, STOP, WRITE & DISCUSS

Direct the students to listen to the UNIT SONG and say "STOP" at the three key words. Have them repeat the "Say:" sentence together. Write each definition for the students to copy on the lines provided and discuss.

"WALK HIS WAY"

UNIT SONG

GALATIANS 5:22-23

People notice when we walk His way
When the Spirit in us rules the day
There is truth to what we say
When our deeds communicate
And the Spirit's fruit is on display

Give them ...

Love, joy, peace, patience
Kindness, goodness, faithfulness
With godly gentleness
And righteous self-control
The Spirit's fruit is fully on display
When we walk His way


His fruit is on display
When we walk His way
His fruit is on display
When we walk His way



UNIT MEMORY Galatians 5:22-23

But the fruit of the Spirit is love, joy, peace, patience, kindness, goodness, faithfulness, gentleness and self-control.
Against such things there is no law.

BIBLE STORY



1 Corinthians 13 **The greatest of these is love.**
The first three fruits: love, joy, and peace—begin with love. The Apostle Paul wrote 1 Corinthians to believers who needed to mature in their faith. He introduced spiritual gifts in chapter twelve, but then in chapter thirteen wrote that it was useless to have these gifts if we didn't have love. Paul then defined love: It is patient and kind, and does not envy, boast, or become proud. Simply put, it seeks to love others more than ourselves, and the Holy Spirit helps us to do this. This Christ-like love does not dishonor others and is not self-seeking, is not easily angered, keeps no record of wrongs, and does not delight in evil but rejoices with the truth.

Once we understand that genuine love from the Holy Spirit always protects, trusts, hopes, perseveres, and never fails, we should be filled with joy knowing that Jesus has promised eternal life to those who believe in Him. In this way, having joy is more than being happy, since happiness comes and goes. Rather, joy from the Holy Spirit gives us the confidence we need to trust God even in hard times, since we know that heaven awaits! And finally, peace from the Holy Spirit means peace with God. Because of Jesus' victory on the cross, our sin no longer separates us from God, and this gives us peace in a weary world.

UNIT 8 LESSON 2
DAY 1 BIBLE STORY

Fruit from God
Unscramble the 3 key words below from the Bible Story.

love _____
joy _____
peace _____

1 Corinthians 13 **The greatest of these is love.**
The first three fruits love, joy, and peace—begin with love. The Apostle Paul wrote 1 Corinthians to believers who needed to mature in their faith. He introduced spiritual gifts in chapter twelve, but then in chapter thirteen wrote that it was useless to have these gifts if we didn't have love. Paul then defined love: It is patient and kind, and does not envy, boast, or become proud. Simply put, it seeks to love others more than ourselves, and the Holy Spirit helps us to do this. This Christ-like love does not dishonor others and is not self-seeking, is not easily angered, keeps no record of wrongs, and does not delight in evil but rejoices with the truth.

Once we understand that genuine love from the Holy Spirit always protects, trusts, hopes, perseveres, and never fails, we should be filled with joy knowing that Jesus has promised eternal life to those who believe in Him. In this way, having joy is more than being happy, since happiness comes and goes. Rather, joy from the Holy Spirit gives us the confidence we need to trust God even in hard times, since we know that heaven awaits! And finally, peace from the Holy Spirit means peace with God. Because of Jesus' victory on the cross, our sin no longer separates us from God, and this gives us peace in a weary world.

BIBLE STORY MEMORY 1 Corinthians 13:13
And now these three remain: faith, hope and love. But the greatest of these is love.

WORD SCRAMBLE
After reading the Bible Story, direct the students to unscramble the three key words, and then discuss the words with them.
Answers: love, joy, peace

BIBLE STORY Q & A
Q: What is the greatest of the fruits?
A: Love.

Q: Which fruit lets us know that God is taking care of us even in a hard time?
A: Joy.

BIBLE STORY MEMORY 1 Corinthians 13:13
And now these three remain: faith, hope and love. But the greatest of these is love.



ACTIVITIES



UNIT 8 LESSON 2
DAY 2 ACTIVITIES

FRUIT FROM GOD
Think about the Bible story or key passage and then answer the questions below using a complete sentence. You may also discuss your answers with your class.

- As the first fruit of the Spirit, what is love according to 1 Corinthians 13?
- As the second fruit of the Spirit, how is joy different than happiness?
- As the third fruit of the Spirit, what kind of peace does God give?
- What does genuine love from the Holy Spirit always do?
- When do you feel the second two fruits, which are joy and peace?

UNIT MEMORY Galatians 5:22-23
But the fruit of the Spirit is love, joy, peace, patience, kindness, goodness, faithfulness, gentleness and self-control.

LESSON SETTING: The Bible defines love as actions and attitudes that seek good for others: "Love is patient, love is kind. It does not envy, it does not boast, it is not proud. It is not rude, it is not self-seeking, it is not easily angered, it keeps no record of wrongs" (1 Corinthians 13:4-5). We receive peace with God when we turn to Jesus, but the Holy Spirit grows inner peace and joy in us as we mature in Christ.



UNIT MEMORY Galatians 5:22-23
But the fruit of the Spirit is love, joy, peace, patience, kindness, goodness, faithfulness, gentleness and self-control. Against such things there is no law.

FRUIT FROM GOD
After reviewing the Bible passage in 1 Corinthians 13:1-13, direct the students to think about the passage and then answer the questions using a complete sentence. Have the students discuss their answers.

- ANSWER IDEAS**
- As the first fruit of the Spirit, what is love according to 1 Corinthians 13?
Love according to 1 Corinthians 13 is patient and kind and does not envy or boast.
 - As the second fruit of the Spirit, how is joy different than happiness?
Joy is different than happiness because true joy comes from the promise of eternal life through Jesus and happiness is just a temporary emotion.
 - As the third fruit of the Spirit, what kind of peace does God give?
God's peace comes from knowing Jesus, who has overcome the world.
 - What does genuine love from the Holy Spirit always do?
It always protects, trusts, hopes, perseveres, and never fails.
 - When do you feel the second two fruits, which are joy and peace?
Answers will vary.



IT STARTS WITH LOVE

Love, joy, and peace are fruit of the Spirit that come from God. After reviewing the Bible passage, direct the students to write and draw next to each fruit a specific way they can practice living out that fruit more than they have before. For example: showing love to someone they have not been kind to.

ANSWER IDEAS



Living out LOVE:
I can love people rather than things and care for others more than myself.



Living out JOY:
I can have joy knowing I am in God's family and that God cares for me every day.



Living out PEACE:
I can have peace knowing Jesus saved us and I can't be separated from God's love.

LESSON 2 LEARNING POINTS

- God showed us His love when He sent His only Son to die for us.
- God saved us to give us joy and stays with us to give us peace!

BIBLE STORY MEMORY 1 Corinthians 13:13

And now these three remain: faith, hope and love.
But the greatest of these is love.



LISTEN, ANSWER AND PRACTICE

Direct the students to listen to the UNIT SONG to answer two application questions with your answers on the board for them to copy. Have the students draw a picture of each answer about putting it into practice!

"WALK HIS WAY"

UNIT SONG

GALATIANS 5:22-23

People notice when we walk His way
When the Spirit in us rules the day
There is truth to what we say
When our deeds communicate
And the Spirit's fruit is on display

Give them ...

Love, joy, peace, patience
Kindness, goodness, faithfulness
With godly gentleness
And righteous self-control
The Spirit's fruit is fully on display
When we walk His way


His fruit is on display
When we walk His way
His fruit is on display
When we walk His way

- Q. People notice Christ followers when they do what?
Walk His way (or live their lives in step with the Holy Spirit's guidance).
- Q. When our deeds communicate our faith, there is truth to what?
Truth to what we say (our selfless deeds show that we are true Christ followers).

UNIT MEMORY Galatians 5:22-23

But the fruit of the Spirit is love, joy, peace, patience, kindness, goodness, faithfulness, gentleness and self-control.
Against such things there is no law.





Ephesians 4 Building others up.

The Spirit's fruit that lives in believers to bless others is patience, kindness, and goodness. In fact, the Apostle Paul wrote about this fruit in the fourth chapter of Ephesians. To prepare Christians for their walk with God and relationships with each other, Paul wrote, "Speak truthfully to each other since we are members of one body." He also said to not let our anger give the devil an opportunity, to put away sin, and to say only what builds others up. Finally, he stressed getting rid of all bitterness, rage and anger, and to "be kind and compassionate to one another, forgiving each other, just as in Christ God forgave you."

These words from Paul mirror the fruit of patience, kindness, and goodness. We show patience when we don't get upset about not getting what we want. The Spirit helps us to be patient with each other, just as God was patient with us while we were still sinners. We show kindness when we think of others' needs before our own, and when we forgive each other, even if it is not deserved, just as Christ forgave us. We show goodness not by avoiding trouble, but by expressing encouraging words or deeds to build each other up. Our goodness toward each other should come from our love for God, who has certainly been good to us!



BIBLE STORY MEMORY Ephesians 4:32

Be kind and compassionate to one another, forgiving each other, just as in Christ God forgave you



UNIT 8 LESSON 3 MIGHTY MOUNTAIN I Adventures in the Proof of God's Authority

DAY 1 BIBLE STORY

Fruit for Others
Unscramble the 3 key words below from the Bible Story.

patenti _____
kidn _____
ogdo _____

Ephesians 4 Building others up.
The Spirit's fruit that lives in believers to bless others is patience, kindness, and goodness. In fact, the Apostle Paul wrote about this fruit in the fourth chapter of Ephesians. To prepare Christians for their walk with God and relationships with each other, Paul wrote, "Speak truthfully to each other since we are members of one body." He also said to not let our anger give the devil an opportunity, to put away sin, and to say only what builds others up. Finally, he stressed getting rid of all bitterness, rage and anger, and to "be kind and compassionate to one another, forgiving each other, just as in Christ God forgave you."

These words from Paul mirror the fruit of patience, kindness, and goodness. We show patience when we don't get upset about not getting what we want. The Spirit helps us to be patient with each other, just as God was patient with us while we were still sinners. We show kindness when we think of others' needs before our own, and when we forgive each other, even if it is not deserved, just as Christ forgave us. We show goodness not by avoiding trouble, but by expressing encouraging words or deeds to build each other up. Our goodness toward each other should come from our love for God, who has certainly been good to us!

BIBLE STORY MEMORY Ephesians 4:32
Be kind and compassionate to one another, forgiving each other, just as in Christ God forgave you.

WORD SCRAMBLE

After reading the Bible Story, direct the students to unscramble the three key words, and then discuss the words with them.

Answers: patient, kind, good

BIBLE STORY Q & A

Q: Which fruit demonstrates not getting upset when we don't get what we want?

A: Patience.

Q: Which two fruits truly demonstrate our intentions?

A: Goodness and kindness.

UNIT 8 LESSON 3 MIGHTY MOUNTAIN II Adventures in the Triumph of God's Son

DAY 2 ACTIVITIES

FRUIT FOR OTHERS
Think about the Bible story or key passage and then answer the questions below using a complete sentence. You may also discuss your answers with your class.

- When do you have a hard time being patient or forgiving?
- God is patient with us. As the fourth fruit of the Spirit, how can we be patient with others?
- As the fifth fruit of the Spirit, how can we be kind?
- As the sixth fruit of the Spirit, how can we be good to others and build them up in the Lord?
- Has someone ever built you up? Write about the experience.

UNIT MEMORY Galatians 5:22-23
But the fruit of the Spirit is love, joy, peace, patience, kindness, goodness, faithfulness, gentleness and self-control.

LESSON SETTING: Patience, kindness, and goodness do not come naturally. They are traits parents try to teach children. The Holy Spirit goes farther in that He cares not just about our actions, but also about our thoughts. He convicts us when our thoughts are impatient, unkind, or not good. We can then confess the thought immediately, accept forgiveness, and change our actions. We can also apologize to anyone with whom we have been impatient or unkind.

FRUIT FOR OTHERS

After reviewing the Bible passage in Ephesians 4:25-32, direct the students to think about the passage and then answer the questions using a complete sentence. Have the students discuss their answers.

ANSWER IDEAS

- When do you have a hard time being patient or forgiving?
Answers will vary.
- God is patient with us. As the fourth fruit of the Spirit, how can we be patient with others?
We can be patient with others by wanting to show them the love of Christ.
- As the fifth fruit of the Spirit, how can we be kind?
We can be kind to others by choosing encouraging words before we say them.
- As the sixth fruit of the Spirit, how can we be good to others and build them up in the Lord?
We can be good to others by helping them to make godly choices.
- Has someone ever built you up? Write about the experience.
Answers will vary.



UNIT MEMORY Galatians 5:22-23

But the fruit of the Spirit is love, joy, peace, patience, kindness, goodness, faithfulness, gentleness and self-control. Against such things there is no law.


APPLICATION



PUTTING INTO PRACTICE

Patience, kindness, and goodness are fruit of the Spirit that are for others. After reviewing the Bible passage, direct the students to write and draw next to each fruit a specific way they can practice living out that fruit more than they have before. For example: not seeking revenge when they are hurt.

ANSWER IDEAS



Living out **PATIENCE**:
I can have patience learning to wait for others and praying for a person's salvation.



Living out **KINDNESS**:
I can have kindness by acting Christ-like and wanting the best for others.



Living out **GOODNESS**:
I can have goodness by helping others in need and praying for God to bless others.

UNIT 8 LESSON 3
MIGHTY MOUNTAIN I
Adventures in the Proof of God's Authority

DAY 3 APPLICATION

PUTTING INTO PRACTICE

Patience, kindness, and goodness are fruit of the Spirit that are for others. Write and draw next to each fruit a specific way you can practice living out that fruit more than they have before. For example: not seeking revenge when you are hurt.

BIBLE STORY MEMORY Ephesians 4:32
Be kind and compassionate to one another, forgiving each other, just as in Christ God forgave you.

LESSON 3 LEARNING POINTS

- A Christ-like attitude toward others requires patience and kindness.
- Show goodness by assisting others and making them feel important!

BIBLE STORY MEMORY Ephesians 4:32

Be kind and compassionate to one another, forgiving each other, just as in Christ God forgave you



SONG LYRICS

UNIT 8 LESSON 3
MIGHTY MOUNTAIN II
Adventures in the Triumph of God's Son

DAY 4 SONG LYRICS

LISTEN, CIRCLE AND WRITE

Listen to your BOOSTER SONG and circle your favorite sentence or "line" in the song lyrics. Then, write a sentence below about what your favorite "line" means to you.

"IT'S JESUS LOVE"
BOOSTER SONG
ROMANS 5:15

We are into something really cool:
It's Jesus' love!
I can feel it all around me every day
There is so much love
Comin' down from above
We are into something really cool:
It's Jesus' love!

Can you feel the power of Jesus?
There is nothing that He can't do
Can you feel the power of Jesus' love?
Let His grace come down to you
So come on and be cool!
Let the love of Jesus rule!

Do you know the truth about Jesus?
By the one Man we're saved from sin
Do you know He came here with
Life to give?
Let His gift come take you in
So come on and be cool!
Let the love of Jesus rule!

UNIT MEMORY Galatians 5:22-23
But the fruit of the Spirit is love, joy, peace, patience, kindness, goodness, faithfulness, gentleness and self-control.



Answers will vary.

LISTEN, CIRCLE AND WRITE

Direct the students to listen to the BOOSTER SONG and circle their favorite sentence or "line" in the song lyrics. Discuss their choices as a class. Have the students write a sentence about what their favorite "line" means.

"IT'S JESUS LOVE"

BOOSTER SONG ROMANS 5:15

We are into something really cool:
It's Jesus' love
I can feel it all around me every day
There is so much love
Comin' down from above
We are into something really cool:
It's Jesus' love!

Can you feel the power of Jesus?
There is nothing that He can't do
Can you feel the power of Jesus' love?
Let His grace come down to you
So come on and be cool
Let the love of Jesus rule!

Do you know the truth about Jesus?
By the one Man we're saved from sin
Do you know He came here with
Life to give?
Let His gift come take you in
So come on and be cool
Let the love of Jesus rule!

UNIT MEMORY Galatians 5:22-23

But the fruit of the Spirit is love, joy, peace, patience, kindness, goodness, faithfulness, gentleness and self-control. Against such things there is no law.





2 Timothy 2 A pure heart.

The Spirit's fruit that believers must strive to live by is faithfulness, gentleness, and self-control. Why are these important? The Apostle Paul knew. In his second letter to Timothy, he urged Timothy from prison in Rome for the believers to imitate Christ by being kind and gentle with their enemies, not resentful of them. As they were persecuted, he wrote that all who call on the Lord out of a pure heart must "Flee the evil desires of youth and pursue righteousness, faith, love and peace." They must avoid foolish arguments and gently instruct those who oppose them "in the hope that God will grant them repentance leading them to a knowledge of the truth."

This letter from Paul to Timothy shows the importance of faithfulness, gentleness, and self-control. Faithfulness enables us to be true to God even when it is not popular to do so. When we are faithful to God, the Holy Spirit enables us to teach His Word with no compromise. Gentleness is needed when we speak truth to others without insulting them or speaking out of anger. This is especially important when we are speaking to non-believers about the love of Christ, which is where self-control comes in. Self-control from the Holy Spirit helps us stay out of quarrels and prevents us from making bad choices that stain our identity in Christ. This is walking with the Spirit!



BIBLE STORY MEMORY 2 Timothy 2:22

Pursue righteousness, faith, love and peace, along with those who call on the Lord out of a pure heart.



MIGHTY MOUNTAIN II
Adventures in the Triumph of God's Son

UNIT 8 LESSON 4 DAY 2

ACTIVITIES

FRUIT TO LIVE BY
Think about the Bible story or key passage and then answer the questions below using a complete sentence. You may also discuss your answers with your class.

1. According to 2 Timothy 2:22, how should we call on the Lord?
2. God is faithful to us. As the seventh fruit of the Spirit, how can we be a faithful person whom others can count on?
3. As the eighth fruit of the Spirit, how can we be gentle?
4. As the ninth fruit of the Spirit, how can we show self-control even when we have been treated unfairly?
5. Give an example of how Jesus went to the cross while displaying faithfulness, gentleness and self-control—even after He was falsely accused.

UNIT MEMORY Galatians 5:22-23
But the fruit of the Spirit is love, joy, peace, patience, kindness, goodness, faithfulness, gentleness and self-control.

LESSON SETTING: Faithfulness, gentleness, and self-control are more traits that do not come naturally. Faithfulness toward God matters when we meet people who do not like Christianity. Jesus warned that when that happens, we must be faithful and not deny Him (Matthew 10:32-33). Gentleness is particularly helpful when someone is angry with us: "A gentle answer turns away wrath, but a harsh word stirs up anger." (Proverbs 15:1). And we need self-control when we face this world's many temptations.

FRUIT TO LIVE BY

After reviewing the Bible passage in 2 Timothy 2:22-26, direct the students to think about the passage and then answer the questions using a complete sentence. Have the students discuss their answers.

ANSWER IDEAS

1. According to 2 Timothy 2:22, how should we call on the Lord?
According to 2 Timothy 2:22, we should call on the Lord out of a pure heart.
2. God is faithful to us. As the seventh fruit of the Spirit, how can we be a faithful person whom others can count on?
We can be faithful by keeping promises to God or a friend who is counting on us.
3. As the eighth fruit of the Spirit, how can we be gentle?
We can be gentle by not overreacting or seeking revenge with others.
4. As the ninth fruit of the Spirit, how can we show self-control even when we have been treated unfairly?
We can have self-control by following the example of Jesus, who had compassion even for those who treated Him unfairly.
5. Give an example of how Jesus went to the cross while displaying faithfulness, gentleness and self-control—even after He was falsely accused.
Jesus went to the cross and displayed faithfulness (He obeyed God and accepted His mission), gentleness (He did not speak a word or retaliate against His enemies), and self-control (He remained calm as He was persecuted).



UNIT MEMORY Galatians 5:22-23

But the fruit of the Spirit is love, joy, peace, patience, kindness, goodness, faithfulness, gentleness and self-control. Against such things there is no law.

APPLICATION



LIVING IT OUT

Faithfulness, gentleness, and self-control are fruit of the Spirit to live by. After reviewing the Bible passage, direct the students to write and draw next to each fruit a specific way they can practice living out that fruit more than they have before. For example: keeping their cool when they are wronged.

ANSWER IDEAS



Living out **FAITHFULNESS**: I can be faithful by trusting God's plan and being devoted to others who count on me.



Living out **GENTLENESS**: I can be gentle by letting the Spirit lead me and choosing godly thoughts and words.



Living out **SELF-CONTROL**: I can show self-control by hoping in the Lord rather than repaying evil with evil.

UNIT 8 LESSON 4
MIGHTY MOUNTAIN I
Adventures in the Proof of God's Authority

DAY 3 APPLICATION

LIVING IT OUT
Faithfulness, gentleness, and self-control are fruit of the Spirit to live by. Write and draw next to each fruit a specific way you can practice living out that fruit more than you have before. For example: keeping your cool when you are wronged.

BIBLE STORY MEMORY 2 Timothy 2:22
Pursue righteousness, faith, love and peace, along with those who call on the Lord out of a pure heart.

LESSON 4 LEARNING POINTS

- Godly faithfulness requires devotion to others and keeping your promises!
- Gentleness and self-control are the opposite of harshness and anger.



BIBLE STORY MEMORY 2 Timothy 2:22

Pursue righteousness, faith, love and peace, along with those who call on the Lord out of a pure heart.



SONG LYRICS

UNIT 8 LESSON 4
MIGHTY MOUNTAIN II
Adventures in the Triumph of God's Son

DAY 4 SONG LYRICS

LISTEN, ANSWER AND PRACTICE
Listen to your BOOSTER SONG to answer two application questions below. Your teacher will help with answers. Then, draw a "mini" picture of each answer to think about putting it into practice!

Q. What do we realize about Jesus when we feel and understand His power?
Q. We're saved from sin by whom?

"IT'S JESUS LOVE" BOOSTER SONG ROMANS 5:15
We are into something really cool: It's Jesus' love!
I can feel it all around me every day
There is so much love
Comin' down from above
We are into something really cool: It's Jesus' love!
Can you feel the power of Jesus?
There is nothing that He can't do
Can you feel the power of Jesus' love?
Let His grace come down to you
So come on and be cool!
Let the love of Jesus rule!

UNIT MEMORY Galatians 5:22-23
But the fruit of the Spirit is love, joy, peace, patience, kindness, goodness, faithfulness, gentleness and self-control.



- Q. What do we realize about Jesus when we feel and understand His power?
There is nothing that He can't do (from saving us to doing miracles in our lives).
- Q. We're saved from sin by whom?
By the one Man (Jesus, who as both God and man gave His life for us).

LISTEN, ANSWER AND PRACTICE

Direct the students to listen to the BOOSTER SONG to answer two application questions with your answers on the board for them to copy. Have the students draw a picture of each answer about putting it into practice!

"IT'S JESUS LOVE"

BOOSTER SONG ROMANS 5:15

We are into something really cool:
It's Jesus' love
I can feel it all around me every day
There is so much love
Comin' down from above
We are into something really cool:
It's Jesus' love!

Can you feel the power of Jesus?
There is nothing that He can't do
Can you feel the power of Jesus' love?
Let His grace come down to you
So come on and be cool
Let the love of Jesus rule!

Do you know the truth about Jesus?
By the one Man we're saved from sin
Do you know He came here with
Life to give?
Let His gift come take you in
So come on and be cool
Let the love of Jesus rule!



UNIT MEMORY Galatians 5:22-23

But the fruit of the Spirit is love, joy, peace, patience, kindness, goodness, faithfulness, gentleness and self-control.
Against such things there is no law.