


BIBLE PASSAGE

Psalm 1:6

For the LORD watches over the way of the righteous, but the way of the wicked will perish.

BIBLE SUMMARY

The Bible contains many narratives about how God watches over those who turn to Him. These adventures involve Ruth, Esther, Job, and Jonah. The final lesson shows us what should guide us in all the adventures of our lives.



UNIT TEACHER PREP

LESSON 1

THE WOMEN (RUTH 1-4, ESTHER 1-10)

LESSON TARGET: Learn how God chose Ruth and Esther for special purposes.

LESSON SETTING: This lesson looks at two brave women who lived many centuries apart from each other. Ruth is a Moabite who lives during the time of the judges. She marries an Israelite who later dies. Then she follows her mother-in-law back to Bethlehem and cares for her. She is one of David's and Jesus' ancestors. Esther lives after the Jews return from exile. She marries the Persian king who rules the Jews at the time. Jews today celebrate her bravery on Purim.



LESSON 2

THE WOES (JOB 1; 42)

LESSON TARGET: Understand how to treat difficulties as tests of faith.

LESSON SETTING: Job probably lived around the time of Abraham when people still had exceptionally long lives. Job's story opens the curtain for us to see some of what happens in the heavenly realm. When we face difficulties, we can remember, "These have come so that your faith—of greater worth than gold, which perishes even though refined by fire—may be proved genuine and may result in praise, glory and honor when Jesus Christ is revealed" (1 Peter 1:6-7).



LESSON 3

THE WANDERER (JONAH 1-3)

LESSON TARGET: Learn how God cares for people who do not know the Lord.

LESSON SETTING: Jonah lives during the time of the kings. The people in Nineveh are enemies, so Jonah does not want to preach to them. When he finally does, the people repent, so God does not punish them. That angers Jonah. So God tells him: "But Nineveh has more than a hundred and twenty thousand people who cannot tell their right hand from their left, and many cattle as well. Should I not be concerned about that great city?" (Jonah 4:11).



LESSON 4

THE WALKWAY (PSALM 119:105)

LESSON TARGET: Learn that God's Word is our guide for our lives.

LESSON SETTING: Psalm 119 is a *Torah* psalm—a psalm about God's commands. It is an acrostic, meaning every line in the first stanza begins with the first letter of the Hebrew alphabet; every line of the second stanza begins with the second letter of the Hebrew alphabet; and so on. The unknown psalmist wrote about how he loves God's law because it helps and guides him in life's many challenging adventures.

UNIT CRAFT IDEAS

LESSON 1 CRAFT

INSTRUCTIONS: Fill the bookmarks with pictures or words which remind you that God is with you all the time.

SUPPLIES NEEDED: Cardstock, markers, crayons. Optional: glitter, stickers.

(Use the supplied Craft PDF to print the student sheets.)



LESSON 2 CRAFT

INSTRUCTIONS: Cut out the sign. Write or draw your blessings on it. In the classroom, gather all the blessing signs and make a "Blessing Board" to display all of God's blessings

SUPPLIES NEEDED: Cardstock, markers, crayons. Optional: stickers.

(Use the supplied Craft PDF to print the student sheets.)




LESSON 3 CRAFT

INSTRUCTIONS: Color the picture. What do you think Jonah was thinking at that moment? Write a speech bubble with Jonah's thoughts.

SUPPLIES NEEDED: Crayons, colored pencils. Optional: watercolors

(Use the supplied Craft PDF to print the student sheets.)

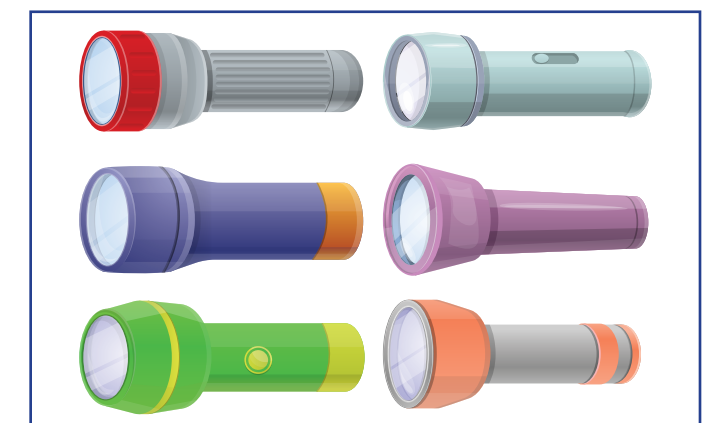


LESSON 4 CRAFT

INSTRUCTIONS: Cut out a flashlight and glue to a 3x5 card. On the card, write or draw how God's word lights your way. Share your words with others and staple them all together!

SUPPLIES NEEDED: 3x5 cards, stapler, crayons, scissors, glue. Optional: markers.

(Use the supplied Craft PDF to print the student sheets.)




GLORIOUS GALAXY I

Adventures in the Genesis of God's Creation

UNIT 5
LESSON
1

DAY 1

BIBLE STORY



Ruth 1-4, Esther 1-10 God protects.

Ruth and Esther had to do scary things, but God helped them! Ruth lived in Moab with her husband and his parents. Sadly, her husband and father-in-law died. Her mother-in-law, Naomi, wanted to leave Moab and go back to her hometown in Judah, but Ruth loved Naomi so much that she decided to leave where she had lived her whole life and go with Naomi. But God protected them. One of Naomi's relatives, Boaz, was a kind and generous man. He married Ruth, who now had a new family with Naomi and Boaz, whom she loved!

Esther was a queen and a Jew. Her husband, King Xerxes, ruled over the Jews. Xerxes had a helper named Haman who was an evil, jealous man. Haman did not like the Jews, especially one named Mordecai. So, Haman convinced the king to make a law to hurt all the Jews, but Mordecai was related to Esther and told her about Haman's plan. Esther wanted to warn King Xerxes, but no one could enter his court uninvited without being killed! However, God was with Esther, who entered the king's court and saw King Xerxes was not upset! He asked why she came, and she told him about Haman's evil law. Xerxes stopped him and saved the Jews.



BIBLE STORY MEMORY Ruth 3:11

"All my fellow townsmen know you are a woman of noble character."


GLORIOUS GALAXY II

Adventures in the Debut of God's Son

UNIT 5
LESSON
1

DAY 2

ACTIVITIES



GLORIOUS GALAXY II
Adventures in the Debut of God's Son

UNIT 5 LESSON 1 DAY 2

ACTIVITIES

God is bigger than our fears.

UNIT MEMORY Psalm 1:6
For the Lord watches over the way of the righteous, but the way of the wicked will perish.

LESSON SETTING: This lesson looks at two brave women who lived many centuries apart from each other. Ruth is a Moabite who lives during the time of the judges. She marries an Israelite who later dies. Then she follows her mother-in-law back to Bethlehem and cares for her. She is one of David's and Jesus's ancestors. Esther lives after the Jews return from exile. She marries the Persian king who rules the Jews at the time. Jews today celebrate her bravery on Purim.



UNIT MEMORY Psalm 1:6


For the Lord watches over the way of the righteous, but the way of the wicked will perish.

SCARY THINGS

Ruth and Esther had to do some scary things, but they turned out to be good things—thanks to God! After reviewing the Bible Story, give the students a few teacher-led examples of a picture to draw and color that depicts doing a scary thing, like moving away from home or going to a new place. Discuss as a class how these can be good things with God's help.

God is bigger than our fears.

APPLICATION



HELPING RUTH

Just as God takes care of us, Ruth helped Naomi during a scary time. In the same way, what could you say to help Ruth? After reviewing the Bible Story, direct the students to trace the key word they hear as you read these sentences to them, "God is with you", "It will work out for the best", "You are not alone."



with
best
alone

UNIT 5 LESSON 1
DAY 3 APPLICATION

with
best
alone

BIBLE STORY MEMORY Ruth 3:11
"All my fellow townsmen know you are a woman of noble character."


LESSON 1 LEARNING POINTS

- God helps us with our fears.
- We can help others overcome their fears!



BIBLE STORY MEMORY Ruth 3:11

"All my fellow townsmen know you are a woman of noble character."



SONG LYRICS

GLORIOUS GALAXY II
Adventures in the Debut of God's Son
UNIT 5 LESSON 1
DAY 4

SONG LYRICS

learn

sea below

UNIT MEMORY Psalm 1:6
For the Lord watches over the way of the righteous, but the way of the wicked will perish.



LISTEN AND COLOR

After reviewing the Bible Story, direct the students to trace the letters of two key words from the song lyrics, and then color the pictures while they listen to their UNIT SONG. Direct the students to cheer when they hear the two words in the song!



"WHICH WAY TO GO"

UNIT SONG

PSALM 1:6

As we learn from long ago
And recall the faithfulness of Job
Ruth and Esther gave us hope
When their devotion and delivery stole the show
Jonah's heart would undergo
An obedience from the sea below
So remember as we grow
Only God can truly teach us how to know
Which way to go

For the Lord watches over
The way of the righteous
But the way of the wicked will never be so
For the Lord watches over
The way of the righteous
With our faith in the Lord we will certainly know
Which way to go

With our faith in the Lord
We will know which way to go
With our faith in the Lord
We will know which way to go

UNIT MEMORY Psalm 1:6

For the Lord watches over the way of the righteous, but the way of the wicked will perish.


GLORIOUS GALAXY I

Adventures in the Genesis of God's Creation

UNIT 5
LESSON
2

DAY 1

BIBLE STORY



Job 1: 42 Job's fall, patience, and blessing.

Job was a good man who loved and obeyed God. He was an extraordinarily rich man who had many animals, crops, and children. God had blessed him in so many ways, and He knew that if Job lost his blessings, he would still obey God. Satan disagreed and asked God to take away Job's blessings to prove Job was only good if he got everything he wanted. God agreed, but told Satan not to hurt Job himself. In one day, Job lost all of his animals, crops and children, and was incredibly sad. Yet, though he lost all of these blessings, Job still obeyed and loved God.

Satan wanted to be right, so he asked God to make Job sick to see if that would make him disobedient. God agreed again, but said Satan could not kill Job. Satan caused Job to have big sores that hurt very much all over his body. Yet, even with a sick body, Job still obeyed and loved God. God told Satan that he was wrong, and to leave Job alone from then on. God healed Job, restored his riches, and gave him more children than he had before. Because of his love for God, Job was blessed even more than he was before his time of testing and sorrow!



BIBLE STORY MEMORY Job 42:12

The Lord blessed the latter part of Job's life more than the first.

UNIT 5 LESSON 2 DAY 1 BIBLE STORY

The Woes
crops
child

BIBLE STORY MEMORY Job 42:12
The Lord blessed the latter part of Job's life more than the first.

LISTEN, COLOR AND TRACE

Direct the students to color the pictures while they hear the Bible Story and trace the letters of the two words.

BIBLE STORY Q & A

- Q: What did Satan think was the only reason Job loved God?
A: That Job had so many blessings from God.
- Q: When Job was sick, what showed us that Satan was wrong?
A: Job still loved God even when terribly ill.


GLORIOUS GALAXY II

Adventures in the Debut of God's Son

UNIT 5
LESSON
2

DAY 2

ACTIVITIES



GLORIOUS GALAXY II UNIT 5 LESSON 2 DAY 2

ACTIVITIES

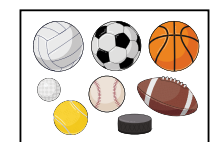

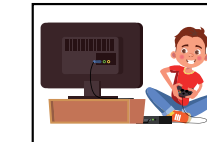
Job was **faithful** to God.

UNIT MEMORY Psalm 1:6
For the Lord watches over the way of the righteous, but the way of the wicked will perish.

LESSON SETTING: Job probably lived around the time of Abraham when people still had exceptionally long lives. Job's story opens the curtain for us to see some of what happens in the heavenly realm. When we face difficulties, we can remember, "These have come so that your faith—of greater worth than gold, which perishes even though refined by fire—may be proved genuine and may result in praise, glory and honor when Jesus Christ is revealed" (1 Peter 1:6–7).

CIRCLE THE BLESSINGS

Satan thought Job would not obey God if all of Job's blessings were taken away, but he was wrong! After reviewing the Bible Story, direct the students to circle the blessings God gave back to Job because of his obedience to God.




Job was **faithful** to God.



UNIT MEMORY Psalm 1:6

For the Lord watches over the way of the righteous, but the way of the wicked will perish.

APPLICATION



CHOOSING TO OBEY

Obedying can be hard, but God always rewards our obedience. After reviewing the Bible Story, direct the students to color the picture of obedience, and then have volunteers act out a situation both at home (doing a chore) and at school (cleaning up) where they can choose to be obedient.



BIBLE STORY MEMORY Job 42:12
The Lord blessed the latter part of Job's life more than the first.

LESSON 2 LEARNING POINTS

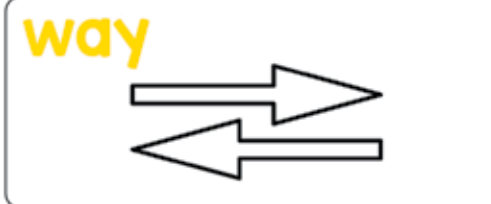

- Being obedient brings blessing.
- God rewards our obedience!

BIBLE STORY MEMORY Job 42:12

The Lord blessed the latter part of Job's life more than the first.



SONG LYRICS



UNIT MEMORY Psalm 1:6
For the Lord watches over the way of the righteous, but the way of the wicked will perish.



LISTEN AND COLOR

After reviewing the Bible Story, direct the students to trace the letters of two key words from the song lyrics, and then color the pictures while they listen to their UNIT SONG. Direct the students to cheer when they hear the two words in the song!



"WHICH WAY TO GO"

UNIT SONG

PSALM 1:6

As we learn from long ago
And recall the faithfulness of Job
Ruth and Esther gave us hope
When their devotion and delivery stole the show
Jonah's heart would undergo
An obedience from the sea below
So remember as we grow
Only God can truly teach us how to know
Which way to go

For the Lord watches over
The way of the righteous
But the way of the wicked will never be so
For the Lord watches over
The way of the righteous
With our faith in the Lord we will certainly know
Which way to go



With our faith in the Lord
We will know which way to go
With our faith in the Lord
We will know which way to go



UNIT MEMORY Psalm 1:6

For the Lord watches over the way of the righteous, but the way of the wicked will perish.

BIBLE STORY



Jonah 1-3 Jonah's disobeys and repents.

God gave Jonah clear directions to go to the city of Nineveh and tell the people to stop doing bad things. Jonah did not obey, and instead got on a boat to flee Nineveh. While Jonah slept on the boat, a fierce storm arrived with big waves, thunder, and lightning! The captain came down to wake Jonah and ask him to pray to his God to save them from the storm. Jonah told the sailors that God sent the storm because he was running from God, and to throw him overboard so the storm would stop. The sailors rowed harder to try to save Jonah, but then realized they had to throw him overboard and asked for his forgiveness.

Once Jonah was off the boat, the raging storm stopped. Then, a large fish came and swallowed Jonah, who was inside the fish for three days. He prayed to God and knew he had to obey God and go to Nineveh. God heard his prayers and caused the fish to spit Jonah out on shore. So, Jonah got up and went straight to Nineveh! When he arrived with the message God had for them, the king of Nineveh and all the people turned from their evil ways. Jonah obeyed and delivered the message, and Nineveh obeyed and was saved!



BIBLE STORY MEMORY Jonah 2:4

"I have been banished from your sight; yet I will look again to your holy temple."

UNIT 5 LESSON 3 DAY 1 BIBLE STORY

The Wanderer

storm big fish

BIBLE STORY MEMORY Jonah 2:4
"I have been banished from your sight; yet I will look again toward your holy temple."

LISTEN, COLOR AND TRACE

Direct the students to color the pictures while they hear the Bible Story and trace the letters of the two words.


BIBLE STORY Q & A

Q: What did Jonah tell the sailors during the storm?

A: That God sent the storm.

Q: What did Jonah do for three days while he was in the fish?

A: Jonah prayed.



ACTIVITIES

GLORIOUS GALAXY II UNIT 5 LESSON 3 DAY 2

ACTIVITIES

Inside a large fish, Jonah **prayed** to God.

UNIT MEMORY Psalm 1:6
For the Lord watches over the way of the righteous, but the way of the wicked will perish.

LESSON SETTING: Jonah lives during the time of the kings. The people in Nineveh are enemies, so Jonah does not want to preach to them. When he finally does, the people repent, so God does not punish them. That angers Jonah. So God tells him: "But Nineveh has more than a hundred and twenty thousand people who cannot tell their right hand from their left, and many cattle as well. Should I not be concerned about that great city?" (Jonah 4:11).




UNIT MEMORY Psalm 1:6

For the Lord watches over the way of the righteous, but the way of the wicked will perish.


STORY SCENES

Jonah was given another chance to obey God and deliver the message to Nineveh. After reviewing the Bible Story, direct the students to talk about what Jonah did inside the big fish and color the picture.



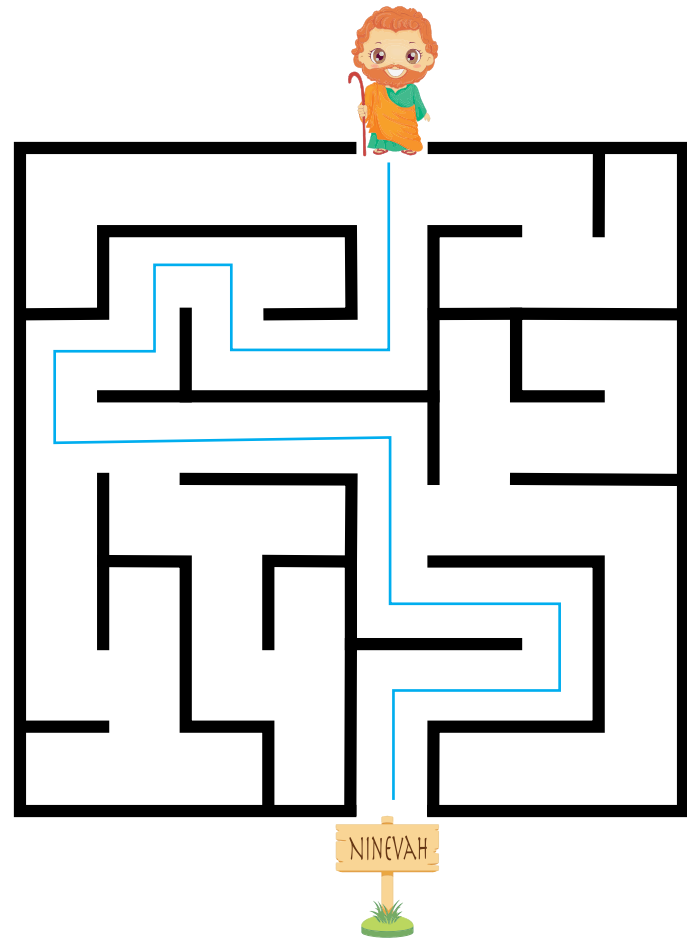
Inside a large fish, Jonah **prayed** to God.

APPLICATION



HELP JONAH GET TO NINEVEH


Jonah needs to not lose his way to Nineveh this time around! After reviewing the Bible Story, direct the students to draw a line through the maze to help Jonah get to Nineveh as he chooses to obey God.



BIBLE STORY MEMORY Jonah 2:4

"I have been banished from your sight; yet I will look again to your holy temple."

SONG LYRICS



UNIT 5 LESSON 3 DAY 3 APPLICATION

BIBLE STORY MEMORY Jonah 2:4
"I have been banished from your sight; yet I will look again toward your holy temple."

LESSON 3 LEARNING POINTS

- God watches over us.
- God's way is the better way to go!

GLORIOUS GALAXY II UNIT 5 LESSON 3 DAY 4 SONG LYRICS

people

name

JESUS

UNIT MEMORY Psalm 1:6
For the Lord watches over the way of the righteous, but the way of the wicked will perish.



LISTEN AND COLOR



After reviewing the Bible Story, direct the students to trace the letters of two key words from the song lyrics, and then color the pictures while they listen to their BOOSTER SONG. Direct the students to cheer when they hear the two words in the song!



UNIT MEMORY Psalm 1:6

For the Lord watches over the way of the righteous, but the way of the wicked will perish.

BIBLE STORY



Acts 17 Paul and Silas in Berea.

The Bible is the Word of God and is very important for Christians. While the good news of Jesus started to spread and the early church was beginning to grow, Paul and Silas went to an area called Berea. They went to the synagogue, like a church, to talk about Jesus. There, they spoke about Jesus and how he had made true all the prophecies and promises that were told about him in Isaiah, Malachi, and other prophet's books. The people in Berea not only listened to Paul and Silas, but they even checked carefully to see if what they were saying was right.

They looked in the Scriptures for what Paul and Silas were saying about Jesus, and they saw that it was all true! Jesus is the Savior who was sent to save us from our sins. The Bereans used the Scriptures to make sure that what they were being taught was from God, and you can do that too. Psalm 119 verse 105 is a Bible verse that shows us how to grow closer to Jesus. It says, "Your word is a lamp for my feet, and a light on my path." This means that the words of the Bible can guide our lives and show us how to obey God. The Bible lights up our lives!

UNIT 5 LESSON 4 DAY 1 BIBLE STORY

The Walkway
church Bible

BIBLE STORY MEMORY Psalm 119:105
Your word is a lamp to my feet and a light for my path.

LISTEN, COLOR AND TRACE

Direct the students to color the pictures while they hear the Bible Story and trace the letters of the two words.

BIBLE STORY Q & A


- Q: What did the Bereans do with the Bible?
A: They read it to prove what Paul was saying was true.
- Q: How is God's Word (the Bible) like a flashlight?
A: It is a light for our path and shows us how to obey God.

BIBLE STORY MEMORY Psalm 119:105

Your word is a lamp to my feet and a light for my path.



ACTIVITIES



UNIT 5 LESSON 4 DAY 2 ACTIVITIES

obedience
joy
kindness
peace
truthfulness
forgiveness

God's Word **lights** our way!

UNIT MEMORY Psalm 1:6
For the Lord watches over the way of the righteous, but the way of the wicked will perish.

LESSON SETTING: Psalm 119 is a Torah psalm—a psalm about God's commands. It is an acrostic, meaning every line in the first stanza begins with the first letter of the Hebrew alphabet; every line of the second stanza begins with the second letter of the Hebrew alphabet; and so on. The unknown psalmist wrote about how he loves God's law because it helps and guides him in life's many challenging adventures.

FLASHLIGHT ON GOD'S WORD

God's Word lights up the right path for our lives. After reviewing the Bible Story, direct the students to circle the words as you say each one, teaching that they are godly words we find in the Bible. Then, have the students color the flashlight and trace the key yellow word, which is something that only God's Word can truly give us.





God's Word **lights** our way!

UNIT MEMORY Psalm 1:6

For the Lord watches over the way of the righteous, but the way of the wicked will perish.





APPLICATION



SONG LYRICS

WHERE CAN WE HEAR GOD'S WORD?

God's Word will always show us the "right way to go." After reviewing the Bible Story, direct the students to color the two pictures of places we can go to hear God's Word and let it point us in the right direction.



UNIT 5 LESSON 4
GLORIOUS GALAXY I
Adventures in the Genesis of God's Creation
DAY 3 APPLICATION

BIBLE STORY MEMORY Psalm 119:105
Your word is a lamp to my feet
and a light for my path.

**LESSON 4
LEARNING POINTS**

- The Bible points us in the right direction.
- Staying on God's path helps our faith to grow!

BIBLE STORY MEMORY Psalm 119:105

Your word is a lamp to my feet
and a light for my path.



UNIT 5 LESSON 4
GLORIOUS GALAXY II
Adventures in the Debut of God's Son
DAY 4 SONG LYRICS

save 

pray 

UNIT MEMORY Psalm 1:6
For the Lord watches over the way of the
righteous, but the way of the wicked will perish.



LISTEN AND COLOR

After reviewing the Bible Story, direct the students to trace the letters of two key words from the song lyrics, and then color the pictures while they listen to their BOOSTER SONG. Direct the students to cheer when they hear the two words in the song!



**"HE'S THE ONE"
BOOSTER SONG
ACTS 4:12**

No matter what the people claim
No other God will be the same
Salvation comes from no one else
It is only found in Jesus' name

He's the one
He's the only one
No one else can really save you
He's the one
Who can get it done
He's the one and only one!

No matter what the people say
No other God will hear you pray
Salvation comes from no one else
It is only found in Jesus' name



UNIT MEMORY Psalm 1:6
For the Lord watches over the way of
the righteous, but the way of the
wicked will perish.

UNIT TEACHER PREP

UNIT CRAFT IDEAS


BIBLE PASSAGE

Proverbs 3:3-4

Let love and faithfulness never leave you; bind them around your neck ... Then you will win favor and a good name in the sight of God and man.

BIBLE SUMMARY

When God sends Babylon to exile His people, He places the godly champions Daniel, Shadrach, Meshach, and Abednego among Babylon's royalty. There they show Babylon the true God's power and let everyone know God is still in control.



LESSON 1

HIS LOYALTY (DANIEL 1:1-21)

LESSON TARGET: Understand that God chooses Daniel to teach Babylon about God's power.

LESSON SETTING: About 500 years after King David ruled, the last righteous king in Jerusalem dies. Babylon inserts a new king as a vassal submitted to Babylon's king. The Babylonian king brings some of Jerusalem's nobility to his own palace, including Daniel and his friends. Later, the king in Jerusalem rebels, so Babylon replaces him and deports a second group to an encampment. The final Jerusalem king rebels too, and Babylon burns the temple, tears down Jerusalem's walls, and exiles nearly everyone.

LESSON 2

HIS FRIENDS (DANIEL 3:8-30)

LESSON TARGET: Learn how Daniel's brave friends survive the fiery furnace.

LESSON SETTING: The Babylonian king, Nebuchadnezzar, tests his subjects' loyalty by demanding they bow down and worship before a huge gold statue he built. The statue is an image of either a false god or himself. Shadrach, Meshach, and Abednego do not bow down, even when threatened with death. Nebuchadnezzar has them thrown into a furnace so hot it kills the soldiers who carry them. A fourth figure appears with them, either an angel or God appearing in a human form.

LESSON 3

HIS WISDOM (DANIEL 5:1-30)

LESSON TARGET: Learn how Daniel interprets the handwriting on the wall.

LESSON SETTING: Long before Daniel's day, Isaiah prophesied that a King Cyrus would rescue the Jews from exile (Isaiah 44:28). Later, Jeremiah prophesied that the exile would last 70 years (Jeremiah 29:10). Now, Daniel has been exiled nearly 70 years and is praying for its end. King Nabonidus rules, but is away, leaving his son and co-regent Belshazzar in charge. Daniel interprets handwriting on a wall and announces Babylon's demise. That night, the Persian King Cyrus overtakes Babylon in a nearly bloodless coup.

LESSON 4

HIS FAITHFULNESS (DANIEL 6:1-28)

LESSON TARGET: Learn about Daniel and the den of lions.

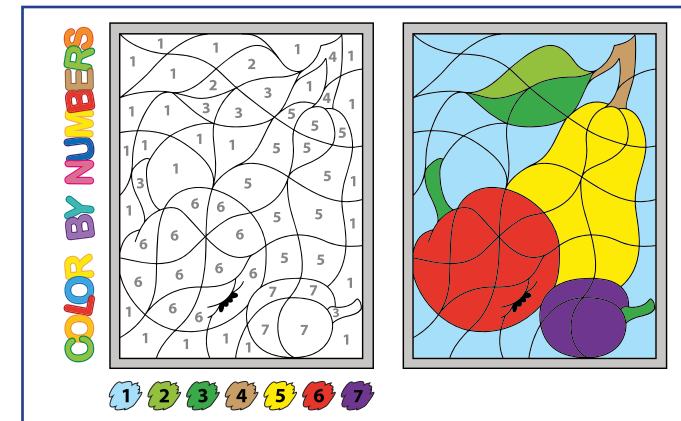
LESSON SETTING: King Cyrus issues orders that all exiles can return to their homelands and rebuild. He even supplies money and materials. In today's lesson, Darius is either another of Cyrus's names or a ruler under Cyrus. He plans to set Daniel over all his officials. However, some officials are jealous and seek a way to eliminate Daniel. But God protects Daniel and the new king learns about the true God's power.

LESSON 1 CRAFT

INSTRUCTIONS: Color by number to find some things Daniel and his friends may have eaten while staying in the King's palace.

SUPPLIES NEEDED: Pencils and crayons. Optional: markers.

(Use the supplied Craft PDF to print the student sheets.)

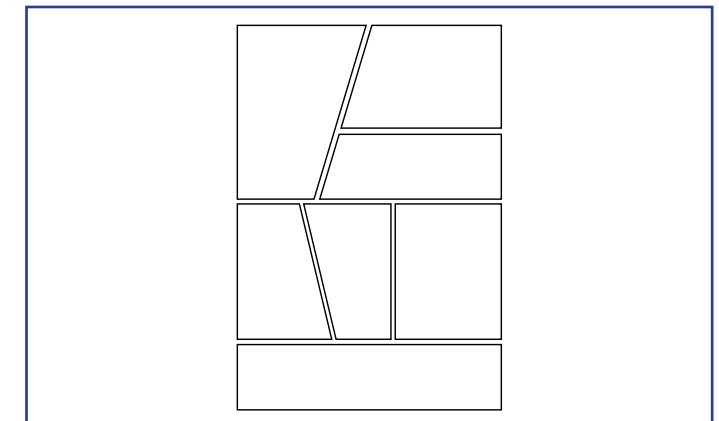


LESSON 2 CRAFT

INSTRUCTIONS: Retell the story of the fiery furnace as a comic book story, remembering who was involved and how God worked!

SUPPLIES NEEDED: Crayons, colored pencils, markers. Optional: stickers.

(Use the supplied Craft PDF to print the student sheets.)



LESSON 3 CRAFT

INSTRUCTIONS: Use the ABC's to write your own message. What message would tell others about God and His Son?

SUPPLIES NEEDED: Extra copies per student of ABC's sheet, glue.

(Use the supplied Craft PDF to print the student sheets.)




LESSON 4 CRAFT


INSTRUCTIONS: Make a Daniel and a lion paper bag puppet. Cut out pictures and glue to paper bag. Put on a Daniel and the lions' den puppet show.

SUPPLIES NEEDED: Paper bags, scissors, glue. Optional: furry fabric.

(Use the supplied Craft PDF to print the student sheets.)



BIBLE STORY



Daniel I Chosen by God.

When Daniel was a young man, Babylon conquered Judah and captured Daniel and his three friends. The Babylonian king Nebuchadnezzar ordered his officials to train handsome, smart young men from Judah for three years to work for him in his court. They chose Daniel and his friends. The king ordered his servants to serve them with rich food and wine from his table, but they did not want to eat the king's food because it did not meet God's laws about what Jews could eat. So, they asked the official to bring only crops or vegetables for meals.

The official worried this would get him in trouble with the king, so Daniel asked him to test them for just ten days. Then, he could compare their health with the health of those who ate the king's rich food. The official agreed, and Daniel and his friends ate only vegetables and drank water. After ten days, the official noticed that Daniel and his friends looked healthier than the men who ate the royal food. So, he let them continue to eat just vegetables for their meals. Three years later, Daniel and his friends entered the service of King Nebuchadnezzar, who saw they knew more than all of his other students and were ten times wiser than all of his magicians.

GLORIOUS GALAXY I
Adventures in the Genesis of God's Creation

UNIT 6 LESSON 1
DAY 1 BIBLE STORY

His Loyalty
crops
water

BIBLE STORY MEMORY Daniel 1:17
To these four young men God gave knowledge and understanding of all kinds.

LISTEN, COLOR AND TRACE

Direct the students to color the pictures while they hear the Bible Story and trace the letters of the two words.

BIBLE STORY Q & A

Q: Why did Daniel and his friends not want the king's rich food?

A: It went against God's law.

Q: How did Daniel and his friends look after 10 days?


A: Healthier than the others who ate rich food.



BIBLE STORY MEMORY Daniel 1:17

To these four young men God gave knowledge and understanding of all kinds.

ACTIVITIES



GLORIOUS GALAXY II
Adventures in the Debut of God's Son

UNIT 6 LESSON 1
DAY 2 ACTIVITIES


Daniel and his friends **trusted** God.

UNIT MEMORY Proverbs 3:3
Let love and faithfulness never leave you. Bind them around your neck.

LESSON SETTING: About 500 years after King David ruled, the last righteous king in Jerusalem dies. Babylon inserts a new king as a vassal submitted to Babylon's king. The Babylonian king brings some of Jerusalem's nobility to his own palace, including Daniel and his friends. Later, the king in Jerusalem rebels, so Babylon replaces him and deports a second group to an encampment. The final Jerusalem king rebels too, and Babylon burns the temple, tears down Jerusalem's walls, and exiles nearly everyone.

CHOOSE YOUR FOOD

Daniel and his friends chose food that helped their bodies and minds to stay healthy while they stayed obedient to God. After reviewing the Bible Story, direct the students to circle the four foods Daniel and his friends ate and to place an X over the six foods they did not eat.




Daniel and his friends **trusted** God.



UNIT MEMORY Proverbs 3:3-4

Let love and faithfulness never leave you; bind them around your neck. Then you will win favor and a good name in the sight of God and man.

APPLICATION



TAKING CARE OF MYSELF

Even when they were held captive, Daniel and his friends stayed healthy so that they were ready to serve God. After reviewing the Bible Story, give the students three ways (eat healthy, sleep well, exercise) we can take care of ourselves, and then direct them to draw and color one of the three ways.

UNIT 6 LESSON 1 DAY 3 APPLICATION

BIBLE STORY MEMORY Daniel 1:17
To these four young men God gave knowledge and understanding of all kinds.


LESSON 1 LEARNING POINTS

- God created us and wants us to take care of ourselves.
- Daniel and his friends were loyal to God!



BIBLE STORY MEMORY Daniel 1:17

To these four young men God gave knowledge and understanding of all kinds.



SONG LYRICS

GLORIOUS GALAXY II UNIT 6 LESSON 1 DAY 4 SONG LYRICS

courage

furnace

UNIT MEMORY Proverbs 3:3
Let love and faithfulness never leave you. Bind them around your neck.



LISTEN AND COLOR

After reviewing the Bible Story, direct the students to trace the letters of two key words from the song lyrics, and then color the pictures while they listen to their UNIT SONG. Direct the students to cheer when they hear the two words in the song!



UNIT MEMORY Proverbs 3:3-4

Let love and faithfulness never leave you; bind them around your neck. Then you will win favor and a good name in the sight of God and man.

“DO THE SAME”

UNIT SONG


PROVERBS 3:3-4

When I remember Daniel ...
His courage comes to mind
God gave him understanding so he
Never compromised
His friends stayed true to God inside
A furnace full of fire
Remember Daniel, his godly fame,
And do the same

Let love and faithfulness never leave you
And never let devotion flee your heart
Let love and faithfulness never leave you
In view of God and man be set apart
Remember Daniel, his godly fame,
And do the same

When I remember Daniel ...
And the writing on the wall
God gave him understanding of
Belshazzar's pride and fall
He braved a den of lions with no
Suffering at all
Remember Daniel, his godly fame,
And do the same

BIBLE STORY



Daniel 3 Daniel's friends stay true to God.

Daniel's three friends Meshach, Shadrach, and Abednego served in King Nebuchadnezzar's court when he built a huge, golden statue. He ordered that anyone who did not bow down to worship the statue when the music played would be thrown into a fiery furnace, like a big fireplace. But Daniel's friends worshiped the true God of Israel only, so when everyone bowed to worship the statue, they did not. When the king heard about this, he called them before him and demanded they obey his order. They told him God would rescue them, and that if he didn't, they would still serve the one true God only.

The king was so angry that he had the furnace made to be seven times hotter than before. His soldiers tied up Meshach, Shadrach, and Abednego and threw them into the furnace! Then, the king saw four men walking around in the furnace not tied up or on fire! The fourth man even looked like a son of the gods! The king called them out of the furnace and they were not harmed, their hair was not scorched, and their clothes were not burned. They did not even smell like smoke! The king was so amazed that he praised their God for sending an angel to rescue them because they trusted God.



BIBLE STORY MEMORY Daniel 3:28

"They were willing to give up their lives rather than worship any god except their own."

UNIT 6 LESSON 2 DAY 1 BIBLE STORY

His Friends
statue
music

BIBLE STORY MEMORY Daniel 3:28
"They were willing to give up their lives rather than worship any god except their own God."

LISTEN, COLOR AND TRACE

Direct the students to color the pictures while they hear the Bible Story and trace the letters of the two words.


BIBLE STORY Q & A

Q: Why were Shadrach, Meshach, and Abednego put into the fiery furnace?

A: They refused to worship a false god.

Q: What did the king notice when the friends came out of the furnace?

A: They were not burned or smelling of smoke.



ACTIVITIES

GLORIOUS GALAXY II UNIT 6 LESSON 2 DAY 2

ACTIVITIES

God kept Daniel's friends **safe**.

UNIT MEMORY Proverbs 3:3
Let love and faithfulness never leave you.
Bind them around your neck.

LESSON SETTING: The Babylonian king, Nebuchadnezzar, tests his subjects' loyalty by demanding they bow down and worship before a huge gold statue he built. The statue is an image of either a false god or himself. Shadrach, Meshach, and Abednego do not bow down, even when threatened with death. Nebuchadnezzar has them thrown into a furnace so hot it kills the soldiers who carry them. A fourth figure appears with them, either an angel or God appearing in a human form.

THE FIERY FURNACE

Daniel's three friends were placed into a very hot furnace but were not burned! The Bible says there was a fourth person with them who looked like "a son of the Gods." After reviewing the Bible Story, direct the students to draw what they think King Nebuchadnezzar saw when he looked into the furnace.




God kept Daniel's friends **safe**.



UNIT MEMORY Proverbs 3:3-4

Let love and faithfulness never leave you; bind them around your neck. Then you will win favor and a good name in the sight of God and man.

APPLICATION



GOD'S PROTECTION

Shadrach, Meshach, and Abednego were protected by God in a very scary place! After reviewing the Bible Story, direct the students to look at the pictures and take turns describing what the kids are afraid of. Then, discuss with your class how God is with us in these situations.




LESSON 2
LEARNING POINTS

- We can trust God to protect us.
- God protects His children and those He loves!

BIBLE STORY MEMORY Daniel 3:28

"They were willing to give up their lives rather than worship any god except their own."



SONG LYRICS

"DO THE SAME"

UNIT SONG
PROVERBS 3:3-4


When I remember Daniel ...
His courage comes to mind
God gave him understanding so he
Never compromised
His friends stayed true to God inside
A furnace full of fire
Remember Daniel, his godly fame,
And do the same

Let love and faithfulness never leave you
And never let devotion flee your heart
Let love and faithfulness never leave you
In view of God and man be set apart
Remember Daniel, his godly fame,
And do the same

When I remember Daniel ...
And the writing on the wall
God gave him understanding of
Belshazzar's pride and fall
He braved a den of lions with no
Suffering at all
Remember Daniel, his godly fame,
And do the same

GLORIOUS GALAXY II

SONG LYRICS



UNIT MEMORY Proverbs 3:3
Let love and faithfulness never leave you.
Bind them around your neck.



LISTEN AND COLOR


After reviewing the Bible Story, direct the students to trace the letters of two key words from the song lyrics, and then color the pictures while they listen to their UNIT SONG. Direct the students to cheer when they hear the two words in the song!



UNIT MEMORY Proverbs 3:3-4

Let love and faithfulness never leave you; bind them around your neck. Then you will win favor and a good name in the sight of God and man.

BIBLE STORY



Daniel 5 The handwriting on the wall.

Belshazzar, the new king of Babylon, had a big party and used the gold and silver drinking goblets Nebuchadnezzar had brought over from God's temple in Judah. These special goblets were to be used for worshiping God only, but Belshazzar filled the goblets with wine. The people used the goblets while praising the false gods of gold, silver, bronze, and wood, not the real God. Suddenly, a giant hand appeared and wrote a message on the wall! Belshazzar was scared and did not recognize the words. Even his wise court officials did not know what they meant. Finally, the queen reminded Belshazzar of Daniel, one of Nebuchadnezzar's wise men.


The king had his officials bring Daniel to him. When Daniel arrived with his godly wisdom, he told the king that he should not have used the special goblets that belong to the temple. He said the king was wrong to praise the gods of gold, silver, bronze, and wood instead of the one true God. Then, Daniel read the words "MENE, MENE, TEKEL, PARSIN" and told the king: God is ending your reign, you have been found guilty, and your kingdom will be divided. That very night, the soldiers of another king came and took over the kingdom.



BIBLE STORY MEMORY Daniel 5:12

"This man Daniel was found to have a keen mind and knowledge and understanding."

ACTIVITIES



GLORIOUS GALAXY I
Adventures in the Genesis of God's Creation
UNIT 6 LESSON 3
DAY 1 BIBLE STORY

His Wisdom
goblet hand

BIBLE STORY MEMORY Daniel 5:12
"This man Daniel was found to have a keen mind and knowledge and understanding."

LISTEN, COLOR AND TRACE

Direct the students to color the pictures while they hear the Bible Story and trace the letters of the two words.

BIBLE STORY Q & A

Q: Why should Belshazzar not have used the special goblets?

A: They were only to be used in God's temple.

Q: What did the giant hand write on the wall?

A: That King Belshazzar was guilty and would no longer be king.

GLORIOUS GALAXY II
Adventures in the Debut of God's Son
UNIT 6 LESSON 3
DAY 2 ACTIVITIES

What message did God deliver to the king?

you are guilty

God put an **end** to the king's rule.

UNIT MEMORY Proverbs 3:3
Let love and faithfulness never leave you. Bind them around your neck.

LESSON SETTING: Long before Daniel's day, Isaiah prophesied that a King Cyrus would rescue the Jews from exile (Isaiah 44:28). Later, Jeremiah prophesied that the exile would last 70 years (Jeremiah 29:10). Now, Daniel has been exiled nearly 70 years and is praying for its end. King Nabonidus rules, but is away, leaving his son and co-regent Belshazzar in charge. Daniel interprets handwriting on a wall and announces Babylon's demise. That night, the Persian King Cyrus overtakes Babylon in a nearly bloodless coup.



UNIT MEMORY Proverbs 3:3-4


Let love and faithfulness never leave you; bind them around your neck. Then you will win favor and a good name in the sight of God and man.

THE WRITING ON THE WALL

God delivered a message to King Belshazzar by writing it on the wall during his feast. God gave the meaning of the message to Daniel, who delivered the message to the prideful king. After reviewing the Bible Story, direct the students to trace the three yellow words, which is the message God delivered to the king. Then, discuss with your students what the king was guilty of.


What message did God deliver to the king?

you are guilty



God put an **end** to the king's rule.

APPLICATION



GODLY FAME

King Belshazzar had earthly fame, but Daniel had godly fame because he honored the one true God.

Today, we can also do things that show our honor and love for God. After reviewing the Bible Story, direct the students to trace the words on the four lines, and then to circle one way they can honor God today!

obey
help
be kind
take turns

UNIT 6 LESSON 3 DAY 3 APPLICATION

obey
help
be kind
take turns

BIBLE STORY MEMORY Daniel 5:12
"This man Daniel was found to have a keen mind and knowledge and understanding."


**LESSON 3
LEARNING POINTS**

- Daniel loved God and had "Godly" fame.
- We should do the same as Daniel and be devoted to God!



BIBLE STORY MEMORY Daniel 5:12

"This man Daniel was found to have a keen mind and knowledge and understanding."



SONG LYRICS

GLORIOUS GALAXY II UNIT 6 LESSON 3 DAY 4 SONG LYRICS

power

fire of God

UNIT MEMORY Proverbs 3:3
Let love and faithfulness never leave you. Bind them around your neck.



LISTEN AND COLOR

After reviewing the Bible Story, direct the students to trace the letters of two key words from the song lyrics, and then color the pictures while they listen to their BOOSTER SONG. Direct the students to cheer when they hear the two words in the song!



UNIT MEMORY Proverbs 3:3-4

Let love and faithfulness never leave you; bind them around your neck. Then you will win favor and a good name in the sight of God and man.

"RULERS OF THE JUNGLE"


BOOSTER SONG

HEBREWS 11:33B-34

Moses took the promise of His Holy God
To set all His people free
He led them from Egypt to the promised land
And walked through the deep Red Sea
Joseph was sold into slavery
And thrown in a dirty jail
But the favor of God was upon the men
With a power that wouldn't fail!

The rulers of the jungle faithfully
Put their trust in a God of supremacy
They waited on the Lord for a strategy
That would seal their victory
The rulers of the jungle famously
Left the family of God with a legacy
And a ruler of the jungle I can be
'Cause the Ruler of all is the One in me!

Daniel spent the evening in a lions den
For praying on his bended knee
In spite of the terror every muscle was spared
By the God of delivery
Elijah knew God was invincible
When he taunted the prophets of Baal
With the fire of God came the proof for all
It was God who would prevail!



Daniel 6 The den of lions.

The new king Darius found Daniel to be an honest and wise leader, so the other court officials were jealous of him. They tried to catch him doing wrong, but since Daniel was blameless, they had to write a law to trip him up. They knew Daniel would pray to God only, so they convinced Darius to write this law: all people must pray to the king for 30 days or be thrown to the lions. They lied and told the king Daniel agreed to this, so the king signed the law to be unchangeable. The officials saw Daniel praying to God and told the king he had broken the law.

The king loved Daniel and was terribly upset, but he could not undo the law. Daniel was thrown into the lions' den and Darius could not eat or sleep because he was so worried. At dawn, King Darius ran to the den and called for Daniel, who answered and said God sent an angel to shut the lions' mouths because he was innocent! King Darius was overjoyed and had Daniel lifted out of the lions' den. Then, the king had the officials who tricked him thrown to the lions, and he told the people to fear the God of Daniel as the living God who endures forever!



BIBLE STORY MEMORY Daniel 6:23

No wound was found on him, because he had trusted in his God.

UNIT 6 LESSON 4 DAY 1 BIBLE STORY

His Faithfulness
pray
den

BIBLE STORY MEMORY Daniel 6:23
No wound was found on him, because he had trusted in his God.

LISTEN, COLOR AND TRACE

Direct the students to color the pictures while they hear the Bible Story and trace the letters of the two words.


BIBLE STORY Q & A

Q: Why did the king's officials want to write a law to get Daniel in trouble?

A: They were jealous of Daniel.

Q: Who did Daniel say kept the lions from eating him?

A: An angel.



GLORIOUS GALAXY II UNIT 6 LESSON 4 DAY 2

ACTIVITIES


Not one lion could **harm** Daniel!

UNIT MEMORY Proverbs 3:3
Let love and faithfulness never leave you. Bind them around your neck.

LESSON SETTING: King Cyrus issues orders that all exiles can return to their homelands and rebuild. He even supplies money and materials. In today's lesson, Darius is either another of Cyrus's names or a ruler under Cyrus. He plans to set Daniel over all his officials. However, some officials are jealous and seek a way to eliminate Daniel. But God protects Daniel and the new king learns about the true God's power.

DANIEL IN THE LION'S DEN

Daniel was obedient to God in every way, so God protected him even when he was put into a den of lions overnight! After reviewing the Bible Story, direct the students to draw Daniel's face in the simple picture, and then color the picture that shows how God protected Daniel and shut the mouths of the lions.




Not one lion could **harm** Daniel!




UNIT MEMORY Proverbs 3:3-4

Let love and faithfulness never leave you; bind them around your neck. Then you will win favor and a good name in the sight of God and man.



DOUBTS AND TRUTHS

Imagine you were in the lions' den with Daniel. What doubts or worries would you have, and what truths would you think about? After reviewing the Bible Story, direct the students to draw and color their face in the circle, and then to trace the words in the bubbles.



UNIT 6 LESSON 4
DAY 3 APPLICATION

Is God here? God is with me.

BIBLE STORY MEMORY Daniel 6:23
No wound was found on him, because he had trusted in his God.


LESSON 4 LEARNING POINTS

- God can help us with our doubts.
- God can fill us with truth from His Word!



BIBLE STORY MEMORY Daniel 6:23

No wound was found on him, because he had trusted in his God.



UNIT 6 LESSON 4
DAY 4 SONG LYRICS

strategy

victory

UNIT MEMORY Proverbs 3:3
Let love and faithfulness never leave you. Bind them around your neck.



LISTEN AND COLOR

After reviewing the Bible Story, direct the students to trace the letters of two key words from the song lyrics, and then color the pictures while they listen to their BOOSTER SONG. Direct the students to cheer when they hear the two words in the song!



UNIT MEMORY Proverbs 3:3-4

Let love and faithfulness never leave you; bind them around your neck. Then you will win favor and a good name in the sight of God and man.

"RULERS OF THE JUNGLE"

BOOSTER SONG

HEBREWS 11:33B-34

Moses took the promise of His Holy God
To set all His people free
He led them from Egypt to the promised land
And walked through the deep Red Sea
Joseph was sold into slavery
And thrown in a dirty jail
But the favor of God was upon the men
With a power that wouldn't fail!

The rulers of the jungle faithfully
Put their trust in a God of supremacy
They waited on the Lord for a strategy
That would seal their victory
The rulers of the jungle famously
Left the family of God with a legacy
And a ruler of the jungle I can be
'Cause the Ruler of all is the One in me!

Daniel spent the evening in a lions den
For praying on his bended knee
In spite of the terror every muscle was spared
By the God of delivery
Elijah knew God was invincible
When he taunted the prophets of Baal
With the fire of God came the proof for all
It was God who would prevail!

UNIT TEACHER PREP

UNIT CRAFT IDEAS

BIBLE PASSAGE

1 John 5:11-12

God has given us eternal life ... in His Son. He who has the Son has life; he who does not have the Son of God does not have life.

BIBLE SUMMARY

In this Debut of God's Son, we see that Jesus seeks out the lost. He exalts children and women. He welcomes those most Jews snub. When the Jewish leaders crucify Him, He rises from the dead, defeating death!



LESSON 1

JESUS OUR GOOD SHEPHERD (LUKE 15, MARK 10)

LESSON TARGET: Understand Jesus' parable of the lost sheep and His love for children and their simple faith.

LESSON SETTING: As the Pharisees grumble over Jesus welcoming sinners, Jesus tells the parable of the lost sheep to show both those who were eager to hear about God's grace and the Pharisees that they should rejoice when sinners return to God, just as those in heaven rejoice. In the same way, He also demonstrates that adults need to be more like children with their simple faith as He takes them into His arms and blesses them.



LESSON 2

THE TAX COLLECTOR (LUKE 19)

LESSON TARGET: Learn how Jesus restores Zacchaeus.

LESSON SETTING: The Pharisees despise tax collectors as sinners and refuse to eat with them. Zacchaeus is a chief tax collector. When Jesus sees Zacchaeus and his eagerness to see Him, Jesus says He must stay at Zacchaeus's house. That shows Jesus fully accepts Zacchaeus. Zacchaeus shows gratitude and repentance by restoring fourfold anything he gained through fraud, and by giving half of everything he owns to the poor. Jesus again says He comes to seek and save the lost.



LESSON 3

HOLY WEEK (MARK 11-15)

LESSON TARGET: Understand the major events of Holy Week: Jesus' entrance into Jerusalem, His capture and arrest, His crucifixion, and ultimately—His resurrection.

LESSON SETTING: In the triumphal entry, Jesus rides into Jerusalem on a donkey colt to fulfill Zechariah 9:9 ("Shout ... See, your king comes to you, righteous and having salvation, gentle and riding on a donkey ..."). Jesus then fulfills Jeremiah 22:31 by initiating a new covenant during the Passover feast (Last Supper), and finally fulfills Isaiah 53 as His blood drips and He becomes the Passover lamb who is the foretold pierced, suffering servant.



LESSON 4

THE RESURRECTION (LUKE 24:1-8, EASTER)

LESSON TARGET: Understand that Jesus rises from the dead.


LESSON SETTING: The Pharisees and chief priests are jealous of the crowds following Jesus. They think He misleads people since He does not submit to them. They fear that the crowds might proclaim Jesus king and then Rome will put down the revolt. Then they would lose their political power. So they have Jesus crucified. But Jesus rises from the dead! He defeats death! He appears first to women, exalting them. Later He appears to His disciples and many others.

LESSON 1 CRAFT

INSTRUCTIONS: Jesus is our shepherd and we are His sheep. Color and then cut out the sheep. Next, glue on the cotton balls as wool.

SUPPLIES NEEDED: Cotton balls, scissors, glue. Optional: markers.

(Use the supplied Craft PDF to print the student sheets.)

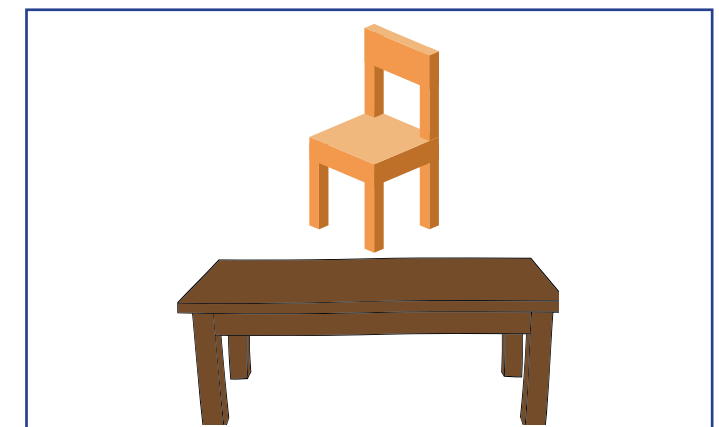


LESSON 2 CRAFT

INSTRUCTIONS: Jesus went to Zacchaeus's house for dinner. What would you do and say if He came to your house? Cut out the table and chairs, glue to another piece of paper, and draw what you would do and say at dinner!

SUPPLIES NEEDED: Scissors, glue, crayons.

(Use the supplied Craft PDF to print the student sheets.)




LESSON 3 CRAFT

INSTRUCTIONS: Jesus loves all people. Draw people you know who you would like to tell about Jesus so that they know the Son, too!

SUPPLIES NEEDED: Crayons, colored pencils, or markers. Optional: fabric.

(Use the supplied Craft PDF to print the student sheets.)



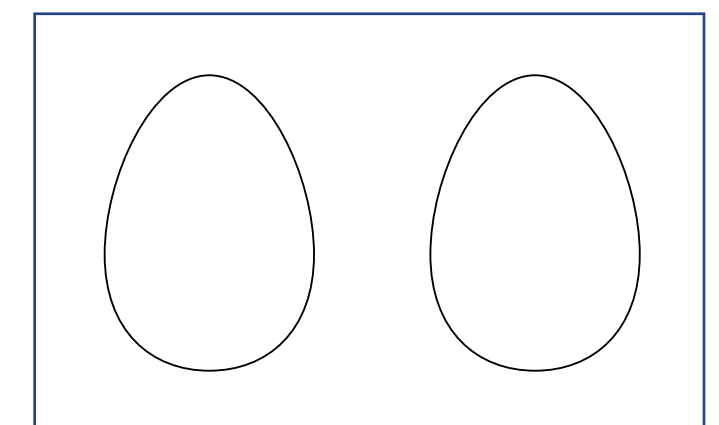
LESSON 4 CRAFT

INSTRUCTIONS: Decorate Easter eggs with words or pictures of your favorite part of the Easter story of Jesus and the resurrection, and then share with family and friends at Easter.



SUPPLIES NEEDED: Cardstock, markers, crayons.

Optional: watercolors, glitter, stickers.

(Use the supplied Craft PDF to print the student sheets.)



BIBLE STORY



Luke 15, Mark 10 Jesus our Good Shepherd.

Jesus told stories to teach people about God's love, like the story about a shepherd. The shepherd cared for 100 sheep, but one was lost. So, he left the others and searched all over for the lost sheep. When he found it, he was so overjoyed he was able to bring the lost sheep home that he showed it to all his family and friends. This story teaches us how happy God is when one person repents, or turns from disobeying Him. Jesus said that in heaven, there is more rejoicing over one lost person who is saved than over ninety-nine who are already saved.

As Jesus continued to teach, people were bringing their children to Him so He would place His hands on them. The disciples thought this was not a good use of Jesus' time, so they told the people to stop! But Jesus corrected His disciples and said, "Let the little children come to me, and do not hinder them, for the kingdom of God belongs to such as these." Then he said, "Anyone who will not receive the kingdom of God like a little child will never enter it." He taught the people that the kingdom was not for those who earned it, but rather for those who had faith in Jesus like a child.



BIBLE STORY MEMORY Luke 15:7
"There will be more rejoicing in heaven over one sinner who repents."

UNIT 7 LESSON 1 DAY 1 BIBLE STORY

The Good Shepherd
sheep child

BIBLE STORY MEMORY Luke 15:7
"There will be more rejoicing in heaven over one sinner who repents."

LISTEN, COLOR AND TRACE

Direct the students to color the pictures while they hear the Bible Story and trace the letters of the two words.

BIBLE STORY Q & A

- Q: What does the story of the lost sheep teach us?
A: God is happy when even one sinner repents.
- Q: Who should we be like to receive God's kingdom?
A: Like children, who have a simple faith in God.

ACTIVITIES



GLORIOUS GALAXY II UNIT 7 LESSON 1 DAY 2

ACTIVITIES

Jesus **always** wants to be with us!

UNIT MEMORY 1 John 5:11-12
He who has the Son has life; he who does not have the Son of God does not have life.

LESSON SETTING: As the Pharisees grumble over Jesus welcoming sinners, Jesus tells the parable of the lost sheep to show both those who were eager to hear about God's grace and the Pharisees that they should rejoice when sinners return to God, just as those in heaven rejoice. In the same way, He also demonstrates that adults need to be more like children with their simple faith as He takes them into His arms and blesses them.

JESUS AND THE CHILDREN

Jesus is our Good Shepherd who loves children and their simple faith. We can be sure that He always wants to be with us. After reviewing the Bible Story, direct the students to color the picture of Jesus and then draw next to Him people in their life whom Jesus loves—like their family, friends, and teacher.




Jesus **always** wants to be with us!




UNIT MEMORY 1 John 5:11-12
God has given us eternal life...in his Son. He who has the Son has life; he who does not have the Son of God does not have life.

APPLICATION



TIME FOR JESUS

Jesus made time during His busy day to show He loved children. We can also take time during our busy day to show others we love Jesus. After reviewing the Bible Story, direct the students to share how they can show others they love Jesus during the pictured activities. Example: be kind while playing sports.



UNIT 7 LESSON 1
GLORIOUS GALAXY I
Adventures in the Genesis of God's Creation
DAY 3 APPLICATION

BIBLE STORY MEMORY Luke 15:7
"There will be more rejoicing in heaven over one sinner who repents."

LESSON 1 LEARNING POINTS

- God has given us His Son Jesus, the Good Shepherd.
- Jesus makes time for all children!

BIBLE STORY MEMORY Luke 15:7

"There will be more rejoicing in heaven over one sinner who repents."



SONG LYRICS



GLORIOUS GALAXY II
Adventures in the Debut of God's Son
UNIT 7 LESSON 1
DAY 4

SONG LYRICS

life 

tree 

UNIT MEMORY 1 John 5:11-12
He who has the Son has life; he who does not have the Son of God does not have life.

"THINK TWICE"

UNIT SONG

1 JOHN 5:11-12

If you don't have the Son think twice
For he who has the Son has life
The Father knows the one
Who follows His Son
If you don't have the Son think twice

It's the way He called Zacchaeus
Just to hurry down the tree
And the way He taught
The children on His knee
It's the way our good, Good Shepherd
Brought about eternity
And the way it came
From God to you and me
So come and see

God has given us eternal life
It's given through His Son so do think twice
God has given us eternal life
It's given through His Son so do think twice



LISTEN AND COLOR

After reviewing the Bible Story, direct the students to trace the letters of two key words from the song lyrics, and then color the pictures while they listen to their UNIT SONG. Direct the students to cheer when they hear the two words in the song!



UNIT MEMORY 1 John 5:11-12

God has given us eternal life...in his Son. He who has the Son has life; he who does not have the Son of God does not have life.

GLORIOUS GALAXY I

Adventures in the Genesis of God's Creation

UNIT 7
LESSON
2

DAY 1

BIBLE STORY



Luke 19 Jesus restores Zacchaeus.

Jesus was coming to the town of Jericho, where a chief tax collector named Zacchaeus lived. Zacchaeus was rich, for he collected money from families to pay to the Romans and would sometimes take extra money for himself to keep. Because of this, the town's people called tax collectors sinners and did not want to be friends with them. Zacchaeus was extremely excited to see Jesus, but there were too many people out on the street! Because of the crowd, Zacchaeus was too short to look over them. So, he ran ahead and climbed a tree so that he could see Jesus enter the town.

When Jesus walked by, he saw Zacchaeus in the tree. He told Zacchaeus to come down from the tree so that He could go to his house to eat dinner. Zacchaeus was extremely excited that Jesus was coming to his house, but some of the people were upset. They thought it was wrong for Jesus to eat with a tax collector and a sinner. So, Zacchaeus stood up and said he would give half of everything he owned to the poor. He also said that if he had cheated anyone, he would pay them back four times what he had taken. Jesus had changed Zacchaeus' heart, and now he wanted to obey Jesus!



BIBLE STORY MEMORY Mark 10:15

"Anyone who will not receive the kingdom of God like a child will never enter it."

GLORIOUS GALAXY II

Adventures in the Debut of God's Son

UNIT 7
LESSON
2

DAY 2



ACTIVITIES



UNIT 7 LESSON 2 DAY 1 BIBLE STORY

The Tax Collector

money dinner

BIBLE STORY MEMORY Mark 10:15
"Anyone who will not receive the kingdom of God like a little child will never enter it."

LISTEN, COLOR AND TRACE

Direct the students to color the pictures while they hear the Bible Story and trace the letters of the two words.

BIBLE STORY Q & A

Q: Why were tax collectors not liked by the people?

A: They took extra money from the people.

Q: What did Zacchaeus say he would do after meeting with Jesus?

A: Pay back the money he took.

GLORIOUS GALAXY II UNIT 7 LESSON 2 DAY 2

ACTIVITIES



Jesus loves all people.

UNIT MEMORY 1 John 5:11-12
He who has the Son has life; he who does not have the Son of God does not have life.

LESSON SETTING: The Pharisees despise tax collectors as sinners and refuse to eat with them. Zacchaeus is a chief tax collector. When Jesus sees Zacchaeus and his eagerness to see Him, Jesus says He must stay at Zacchaeus's house. That shows Jesus fully accepts Zacchaeus. Zacchaeus shows gratitude and repentance by restoring fourfold anything he gained through fraud, and by giving half of everything he owns to the poor. Jesus again says He comes to seek and save the lost.




UNIT MEMORY 1 John 5:11-12

God has given us eternal life...in his Son. He who has the Son has life; he who does not have the Son of God does not have life.


ZACCHAEUS AND THE TREE

Zacchaeus was a tax collector. Many people in Bible times did not like tax collectors, but Jesus loved even those who were not liked by others. After reviewing the Bible Story, direct the students to draw Zacchaeus sitting in the tree while Jesus was telling him to come down, and then color the pictures.



Jesus loves all people.

APPLICATION



ZACCHAEUS' CHANGE OF HEART

Jesus' love and forgiveness made Zacchaeus "think twice" about who Jesus was and how he should collect taxes. He changed his attitude and gave his money away to make up for the wrong he had done. After reviewing the Bible Story, direct the students to draw inside the heart one way that Jesus has changed their heart, such as making a friend they did not like before, or sharing instead of being selfish.



UNIT 7 LESSON 2 DAY 3 APPLICATION

BIBLE STORY MEMORY Mark 10:15
"Anyone who will not receive the kingdom of God like a little child will never enter it."

LESSON 2 LEARNING POINTS

- Jesus' love will change our hearts!
- We can love and please Jesus in everything we do!



BIBLE STORY MEMORY Mark 10:15

"Anyone who will not receive the kingdom of God like a child will never enter it."

SONG LYRICS



GLORIOUS GALAXY II UNIT 7 LESSON 2 DAY 4

SONG LYRICS

children

Shepherd

UNIT MEMORY 1 John 5:11-12
He who has the Son has life; he who does not have the Son of God does not have life.



LISTEN AND COLOR

After reviewing the Bible Story, direct the students to trace the letters of two key words from the song lyrics, and then color the pictures while they listen to their UNIT SONG. Direct the students to cheer when they hear the two words in the song!



UNIT MEMORY 1 John 5:11-12

God has given us eternal life...in his Son. He who has the Son has life; he who does not have the Son of God does not have life.

"THINK TWICE"

UNIT SONG

1 JOHN 5:11-12

If you don't have the Son think twice
For he who has the Son has life
The Father knows the one
Who follows His Son
If you don't have the Son think twice

It's the way He called Zacchaeus
Just to hurry down the tree
And the way He taught
The children on His knee
It's the way our good, Good Shepherd
Brought about eternity
And the way it came
From God to you and me
So come and see

God has given us eternal life
It's given through His Son so do think twice
God has given us eternal life
It's given through His Son so do think twice

GLORIOUS GALAXY I

Adventures in the Genesis of God's Creation

UNIT 7
LESSON 3

DAY 1

BIBLE STORY



Mark 11-15 Holy week.

It was time for Jesus to complete His work on earth and go to Jerusalem to celebrate Passover. He told His disciples to take a donkey colt from a nearby village, and to tell anyone who asked, "The Lord needs it and will send it back." The disciples brought the colt and its mother to Jesus and put their coats on them. As Jesus rode into Jerusalem on the colt, people laid their coats in front of Him, laid palm branches in His path to show respect, and shouted, "Hosanna! ("God, save us!") Blessed is he who comes in the name of the Lord!"

Then, Jesus sent his disciples to prepare the Passover meal by following a man carrying a jug of water to a house with a large upstairs room. This meal with Jesus and His disciples is called the Last Supper. Jesus passed the bread and said, "Take it; this is my body." For just like they broke the bread, Jesus' body would be broken on the cross. Then Jesus took the wine and said, "This is my blood, which is poured out for many," for Jesus' blood would be shed on the cross. After the Passover meal, Jesus was arrested, mocked by the people, and nailed to a cross. He was sinless, but He died to save us from our sins and give us eternal life!



BIBLE STORY MEMORY Luke 19:10

"For the Son of Man came to seek and to save what was lost."

GLORIOUS GALAXY II

Adventures in the Debut of God's Son

UNIT 7
LESSON 3

DAY 2

ACTIVITIES



UNIT 7 LESSON 3 DAY 1 BIBLE STORY Holy Week supper cross

BIBLE STORY MEMORY Luke 19:10
"For the Son of Man came to seek and to save what was lost."

LISTEN, COLOR AND TRACE

Direct the students to color the pictures while they hear the Bible Story and trace the letters of the two words.

BIBLE STORY Q & A

Q: What did Jesus say breaking the bread was like?

A: His body, broken on the cross for us.

Q: What did Jesus take upon Himself on the cross?

A: The sins of the world, which He forgave.

GLORIOUS GALAXY II UNIT 7 LESSON 3 DAY 2 ACTIVITIES

The body of Jesus would be broken.

UNIT MEMORY 1 John 5:11-12
He who has the Son has life; he who does not have the Son of God does not have life.

LESSON SETTING: In the triumphal entry, Jesus rides into Jerusalem on a donkey colt to fulfill Zechariah 9:9 ("Shout ... See, your king comes to you, righteous and having salvation, gentle and riding on a donkey ..."). Jesus then fulfills Jeremiah 22:31 by initiating a new covenant during the Passover feast (Last Supper), and finally fulfills Isaiah 53 as His blood drips and He becomes the Passover lamb who is the foretold pierced, suffering servant.




UNIT MEMORY 1 John 5:11-12

God has given us eternal life...in his Son. He who has the Son has life; he who does not have the Son of God does not have life.


HOLY WEEK

After entering Jerusalem for His final week, Jesus ate a Passover meal with His disciples called the Last Supper. After reviewing the Bible Story, direct the students to look at the faces of the twelve disciples and color the clothes of all the disciples except for the unhappy one who did not love Jesus.




The body of Jesus would be broken.

APPLICATION



THE CROSS

The Pharisees made fun of Jesus on the cross and said, "He can't even save Himself," but Jesus did not come to save Himself, but to save us—so that we can go to heaven! After reviewing the Bible Story, direct the students to color the cross and then color their own face in the left space and write their first name in the right space to show Jesus died for them.



UNIT 7 LESSON 3 DAY 3 APPLICATION

BIBLE STORY MEMORY Luke 19:10
"For the Son of Man came to seek and to save what was lost."

LESSON 3 LEARNING POINTS

- Jesus brings forgiveness!
- Jesus loves us so much that He died for us!

BIBLE STORY MEMORY Luke 19:10

"For the Son of Man came to seek and to save what was lost."



SONG LYRICS



GLORIOUS GALAXY II UNIT 7 LESSON 3 DAY 4 SONG LYRICS

world

Son

UNIT MEMORY 1 John 5:11-12
He who has the Son has life; he who does not have the Son of God does not have life.

"FOR GOD SO LOVED" BOOSTER SONG JOHN 3:16

For God so loved the world
That He gave His only Son
That whoever believes
In the Righteous One
Will not perish, but will live
It's everlasting life He'll give
For God so loved the world
That He gave His only Son

He didn't leave us hangin'
Like a telephone
He didn't slip away
Like a rollin' stone
He didn't rob us blind like a hit and run
But He saved the day through His only Son!

For God so loved the world
That He gave His only Son
That whoever believes
In the Righteous One
Will not perish, but will live
It's everlasting life He'll give
For God so loved the world
That He gave His only Son



LISTEN AND COLOR

After reviewing the Bible Story, direct the students to trace the letters of two key words from the song lyrics, and then color the pictures while they listen to their BOOSTER SONG. Direct the students to cheer when they hear the two words in the song!



UNIT MEMORY 1 John 5:11-12

God has given us eternal life...in his Son. He who has the Son has life; he who does not have the Son of God does not have life.


GLORIOUS GALAXY I

Adventures in the Genesis of God's Creation

UNIT 7
LESSON
4

DAY 1

BIBLE STORY



Luke 24 Jesus is risen.

The Jewish leaders didn't believe Jesus was the special king the prophets had promised, so they made a plan to hang Jesus on a cross to die. The leaders thought this would stop people from following Jesus. After Jesus died, his friends buried his body in a tomb. On the first day of the week after His death, some of the women came to the tomb to put perfumes and spices on his body. But when they arrived, they were not only surprised that the big stone had been rolled away from the entrance, but that they also couldn't find Jesus' body!

Suddenly, two men in glowing white robes appeared to them. They were angels! They said to the women, "Why do you look for the living among the dead? He is not here; he has risen!" The angels reminded them that Jesus told them He would die and rise again on the third day. They remembered His words and realized that Jesus had defeated death and was alive! The women were excited and ran to tell the disciples, but they were confused and some did not believe. So, Peter ran to the empty tomb and found the linens that covered Jesus's body lying there. Peter wondered what had happened, but would soon see that Jesus was alive!



BIBLE STORY MEMORY Luke 24:5-6

"Why do you look for the living among the dead? He is not here; he has risen!"

UNIT 7 LESSON 4 DAY 1 BIBLE STORY The Resurrection (Easter)

tomb robes

BIBLE STORY MEMORY Luke 24:5-6
"Why do you look for the living among the dead? He is not here; he has risen!"

LISTEN, COLOR AND TRACE

Direct the students to color the pictures while they hear the Bible Story and trace the letters of the two words.

BIBLE STORY Q & A

Q: Why were the women going to Jesus' tomb after he died?

A: To put spices and oils on his body.

Q: What surprising things did the women find?

A: Jesus' body was gone, and angels greeted them!

GLORIOUS GALAXY II

Adventures in the Debut of God's Son

UNIT 7
LESSON
4

DAY 2

ACTIVITIES



GLORIOUS GALAXY II UNIT 7 LESSON 4 DAY 2

ACTIVITIES


He is not here! He has risen!

UNIT MEMORY 1 John 5:11-12
He who has the Son has life; he who does not have the Son of God does not have life.

LESSON SETTING: The Pharisees and chief priests are jealous of the crowds following Jesus. They think He misleads people since He does not submit to them. They fear that the crowds might proclaim Jesus king and then Rome will put down the revolt. Then they would lose their political power. So they have Jesus crucified. But Jesus rises from the dead! He defeats death! He appears first to women, exalting them. Later He appears to His disciples and many others.

RISEN AT EASTER!

Easter is the time to celebrate that God raised Jesus from the dead to defeat sin and death, so we are free to have eternal life through Him! Hallelujah! After reviewing the Bible Story, direct the students to color the picture of the empty tomb and tell each other how they feel about Jesus being alive!



He is not here! He has risen!



UNIT MEMORY 1 John 5:11-12


God has given us eternal life...in his Son. He who has the Son has life; he who does not have the Son of God does not have life.

APPLICATION



EASTER JOY

The resurrection of Jesus brings us eternal life and joy! After reviewing the Bible Story, direct the students to color the heart to remember God's love, and to color the cross to remember Jesus' victory over sin.



UNIT 7 LESSON 4 DAY 3 APPLICATION

BIBLE STORY MEMORY Luke 24:5-6
"Why do you look for the living among the dead? He is not here; he has risen!"

LESSON 4 LEARNING POINTS

- Jesus is alive.
- Jesus is our Savior!

BIBLE STORY MEMORY Luke 24:5-6

"Why do you look for the living among the dead? He is not here; he has risen!"



SONG LYRICS



GLORIOUS GALAXY II UNIT 7 LESSON 4 DAY 4 SONG LYRICS

telephone

saved

UNIT MEMORY 1 John 5:11-12
He who has the Son has life; he who does not have the Son of God does not have life.



LISTEN AND COLOR

After reviewing the Bible Story, direct the students to trace the letters of two key words from the song lyrics, and then color the pictures while they listen to their BOOSTER SONG. Direct the students to cheer when they hear the two words in the song!



UNIT MEMORY 1 John 5:11-12

God has given us eternal life...in his Son. He who has the Son has life; he who does not have the Son of God does not have life.

"FOR GOD SO LOVED" BOOSTER SONG JOHN 3:16

For God so loved the world
That He gave His only Son
That whoever believes
In the Righteous One
Will not perish, but will live
It's everlasting life He'll give
For God so loved the world
That He gave His only Son

He didn't leave us hangin'
Like a telephone
He didn't slip away
Like a rollin' stone
He didn't rob us blind like a hit and run
But He saved the day through His only Son!

For God so loved the world
That He gave His only Son
That whoever believes
In the Righteous One
Will not perish, but will live
It's everlasting life He'll give
For God so loved the world
That He gave His only Son

UNIT TEACHER PREP

LESSON 1

THE HOLY SPIRIT (ACTS 1:1-11)

LESSON TARGET: Learn that Jesus gives the power of the Holy Spirit to believers.

LESSON SETTING: After Jesus rises from the dead, He appears to many people. He tells His followers that He will send the Holy Spirit. The Holy Spirit will help them remember all that Jesus taught. He will also help them courageously testify that they saw Jesus alive. They need the Holy Spirit's power because the Jews who hate Jesus will persecute the people who testify that they saw Him alive.



LESSON 2

THE CHURCH (ACTS 2:38-47)

LESSON TARGET: Learn how the early believers receive the Holy Spirit and then gather for fellowship.

LESSON SETTING: All the Jews must go to Jerusalem for the Feast of Weeks, also called Pentecost. This festival came exactly seven weeks after the Feast of Firstfruits. Jesus rose from the dead on the Feast of Firstfruits to symbolize that He is the first of many who will be raised from the dead. On Pentecost, Jews offered loaves of bread baked with yeast, symbolizing that the new church is offered to God still imperfect.



LESSON 3

THE CONVERSION (ACTS 9:1-31)

LESSON TARGET: Learn that Saul, who is also called Paul, repents.

LESSON SETTING: Saul is a young Pharisee when the early church starts. He persecutes Christians by arresting them so they can be tried and even put to death. When Jesus appears to him, he becomes a believer in Jesus. Jesus tells him he will suffer much. Saul was born a Roman citizen. He has two names, both probably given to him at birth. Saul is his Hebrew name and Paul is the Roman name that he uses with non-Jews.



LESSON 4

THE VISION (ACTS 10:1-48)

LESSON TARGET: Learn how Peter learns that Jesus is for all.

LESSON SETTING: The Israelites were supposed to show Gentiles (non-Jews) how to know God. Some of God's commands (such as food laws) kept the Jews separate so they would not fall into idolatry. But God said it was too small a thing for the suffering servant to save only Jews (Isaiah 49:6). He would also save Gentiles. Although Jesus ministered to Gentiles, His disciples did not understand the significance of that. In this lesson, God shows Peter that Jesus saves Gentiles too.


UNIT CRAFT IDEAS

LESSON 1 CRAFT

INSTRUCTIONS: Cut out the dove and decorate it to remind you that Jesus left us the Holy Spirit to help grow our faith. Hang it from your desk to remind you of the Holy Spirit all day.

SUPPLIES NEEDED: Cardstock, scissors, crayons. Optional: white feathers.

(Use the supplied Craft PDF to print the student sheets.)




LESSON 2 CRAFT

INSTRUCTIONS: Have your teacher measure your head circumference. Color and cut out the flame and tape to the measured head strip. Fit around your head, and now the Holy Spirit is upon you!

SUPPLIES NEEDED: Crayons, paper strips for head piece, scissors. Optional: red glitter.

(Use the supplied Craft PDF to print the student sheets.)




LESSON 3 CRAFT

INSTRUCTIONS: Paul wrote many of the books of the New Testament using words the Holy Spirit gave him. Color Paul, then on the back of the paper write down the names of 3 books he wrote.

SUPPLIES NEEDED: Crayons, colored pencils. Optional: watercolors.

(Use the supplied Craft PDF to print the student sheets.)

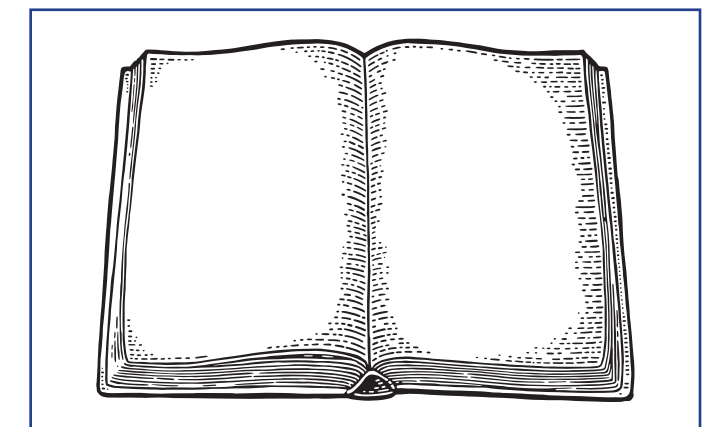


LESSON 4 CRAFT

INSTRUCTIONS: Your faith has been growing this year. Draw or write things you have learned about creation, Abraham, David, Daniel, Jesus, and the church this year!

SUPPLIES NEEDED: Pencils and crayons. Optional: watercolors, glitter, stickers.

(Use the supplied Craft PDF to print the student sheets.)



BIBLE PASSAGE

Hebrews 10:24-25

Spur one another on toward love and good deeds. Let us not give up meeting together ... but let us encourage one another.

BIBLE SUMMARY

As God's Son, Jesus gives those who belong to Him the Holy Spirit. That includes both Jews and Gentiles. The Holy Spirit comes inside every believer. He gives believers power to talk about Jesus, to live the way Jesus wants them to live, and to become like Jesus.



BIBLE STORY



Acts 1 Jesus gives the Holy Spirit.

After Jesus was risen, He appeared for forty days to many of his followers and spoke with them, including his brother James who became a believer after he saw Jesus alive! One day, while Jesus ate with his disciples, He told them to stay in Jerusalem and wait for the gift His Father would give them, which was the Holy Spirit. They would be filled with the Holy Spirit in just a few days! They asked if He was going to set up His kingdom right there in Jerusalem, but Jesus told them they would not know the time. He then said that the power of the Holy Spirit would help them to tell people in Jerusalem, Judea, Samaria, and the whole world about how He died and rose from the dead.

Then, Jesus returned to heaven and a cloud hid him from the disciples' sight. As the disciples were still looking into the sky, two angels dressed in white robes appeared and asked the disciples why they were staring into the sky. The angels said, "This same Jesus, who has been taken from you into heaven, will come back in the same way you have seen him go into heaven." The disciples joyfully went back to Jerusalem to wait for the gift of the Holy Spirit.

UNIT 8 LESSON 1 DAY 1 BIBLE STORY

The Holy Spirit
Spirit cloud

BIBLE STORY MEMORY Acts 1:8
"But you will receive power when the Holy Spirit comes on you."

LISTEN, COLOR AND TRACE

Direct the students to color the pictures while they hear the Bible Story and trace the letters of the two words.

BIBLE STORY Q & A

Q: What gift was Jesus going to send to His disciples?

A: The gift of the Holy Spirit.

Q: What was the task Jesus wanted his disciples to do?

A: To tell everyone Jesus died and rose again.



BIBLE STORY MEMORY Acts 1:8

"But you will receive power when the Holy Spirit comes on you."

ACTIVITIES



GLORIOUS GALAXY II UNIT 8 LESSON 1 DAY 2 ACTIVITIES

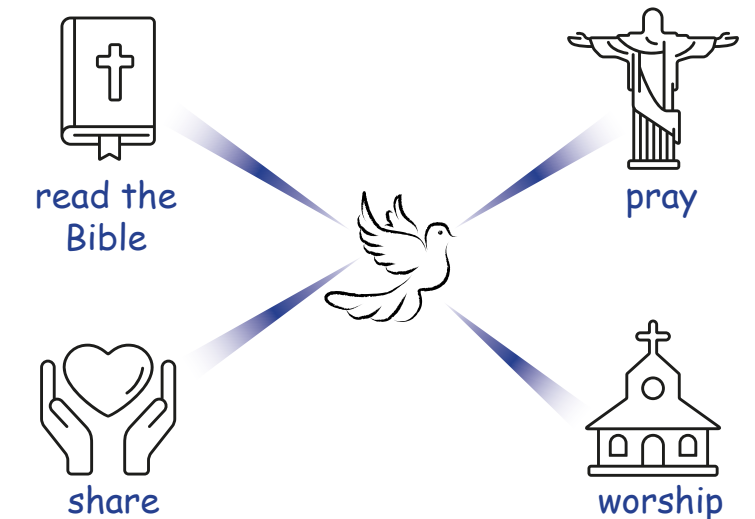
The Spirit helps us to grow!

UNIT MEMORY Hebrews 10:25
Let us not give up meeting together, but let us encourage one another.

LESSON SETTING: After Jesus rises from the dead, He appears to many people. He tells His followers that He will send the Holy Spirit. The Holy Spirit will help them remember all that Jesus taught. He will also help them courageously testify that they saw Jesus alive. They need the Holy Spirit's power because the Jews who hate Jesus will persecute the people who testify that they saw Him alive.

HOLY SPIRIT GROWTH

Jesus gave us the Holy Spirit to help us grow in our relationship with Him. The Spirit helps us to worship, pray, read the Bible, and boldly share the good news of Jesus with the world. After reviewing the Bible Story, direct the students to color the four symbols that remind them of how the Holy Spirit helps us.



The Spirit helps us to grow!



UNIT MEMORY Hebrews 10:24-25

Spur one another on toward love and good deeds. Let us not give up meeting together, but let us encourage one another.

APPLICATION



PRAYER TIME

While the disciples waited for the Holy Spirit to come upon them, they spent a lot of time in prayer. As the Spirit guides us today when we pray, what are things we like to pray about? After reviewing the Bible Story, direct the students to draw one picture of something they want to pray about.



UNIT 8 LESSON 1
DAY 3 APPLICATION

BIBLE STORY MEMORY Acts 1:8
"But you will receive power when the Holy Spirit comes on you."

**LESSON 1
LEARNING POINTS**

- The Holy Spirit helps us to pray.
- The Holy Spirit helps our faith to grow.

BIBLE STORY MEMORY Acts 1:8

"But you will receive power when the Holy Spirit comes on you."



SONG LYRICS



UNIT 8 LESSON 1
DAY 4 SONG LYRICS

alone

waken

UNIT MEMORY Hebrews 10:25
Let us not give up meeting together, but let us encourage one another.

LISTEN AND COLOR

After reviewing the Bible Story, direct the students to trace the letters of two key words from the song lyrics, and then color the pictures while they listen to their UNIT SONG. Direct the students to cheer when they hear the two words in the song!

UNIT MEMORY Hebrews 10:24-25

Spur one another on toward love and good deeds. Let us not give up meeting together, but let us encourage one another.



"OUR PLACE TO BE"

UNIT SONG


HEBREWS 10:24-25

Instead of far apart
We're good together
The Holy Spirit makes us into one
And rather than alone
We're so much better
When godly love refreshes everyone

So let's ...
Waken from our sleep
To love and better deeds
And gather where the Holy Spirit leads
Let's build each other up
And not forget to meet
The house of God where friends in Christ are free
Should be our place to be

Just as the Spirit strengthened Saul
Through Ananias
He chooses us to meet each other's needs
As Peter's vision freed the good news
It requires us
To bring it to the whole world to believe,
And receive

BIBLE STORY



Acts 2 The early believers.

When the disciples were gathered in a house in Jerusalem, they suddenly heard a sound like wild wind fill the house. They saw what looked like fire split into bits and rest on top of them without burning them. They were filled with the Holy Spirit and began talking about God in different languages, and the people visiting Jerusalem from different countries were amazed! Then Peter, one of Jesus' disciples, stood up and told them that Jesus was the special king the Bible had promised would come, who died and rose again to save them from their sins.

He said that God knew ahead of time the Jewish leaders would kill Jesus, for this was part of His plan to defeat sin and death. Then Peter announced, "Repent and be baptized, every one of you, in the name of Jesus Christ for the forgiveness of your sins." 3,000 people believed, and the early church began as the believers gathered with the apostles to learn from them. Everyone was filled with awe as the apostles performed many signs and wonders through the power of the Holy Spirit. They met daily in the temple courts, sharing meals and selling their possessions to give to those in need.



BIBLE STORY MEMORY Acts 2:42

They devoted themselves to the apostles' teaching and to the fellowship.

GLORIOUS GALAXY I
Adventures in the Genesis of God's Creation
UNIT 8 LESSON 2
DAY 1 BIBLE STORY

The Church
wind
fire

BIBLE STORY MEMORY Acts 2:42
They devoted themselves to the apostles' teaching and to the fellowship.

LISTEN, COLOR AND TRACE

Direct the students to color the pictures while they hear the Bible Story and trace the letters of the two words.

BIBLE STORY Q & A

Q: What happened when the disciples were gathered together?

A: The Holy Spirit came upon them.

Q: How many people believed in Jesus after Peter preached?

A: 3,000 new believers.

ACTIVITIES



GLORIOUS GALAXY II
Adventures in the Debut of God's Son
UNIT 8 LESSON 2
DAY 2 ACTIVITIES

Preaching God's Word

Sharing food with each other

3,000 believed

Planting and working together

The early church **grew fast!**

UNIT MEMORY Hebrews 10:25
Let us not give up meeting together, but let us encourage one another.

LESSON SETTING: All the Jews must go to Jerusalem for the Feast of Weeks, also called Pentecost. This festival came exactly seven weeks after the Feast of Firstfruits. Jesus rose from the dead on the Feast of Firstfruits to symbolize that He is the first of many who will be raised from the dead. On Pentecost, Jews offered loaves of bread baked with yeast, symbolizing that the new church is offered to God still imperfect.

THE EARLY CHURCH

The church has begun! Peter, with power from the Holy Spirit, preached the good news about Jesus and 3,000 people believed to begin the growth of the church. After reviewing the Bible Story, read the four ways the early church grew and direct the students to draw 4 lines to match the ways with the pictures.

Preaching God's Word



Sharing food with each other



3,000 believed



Planting and working together



The early church **grew fast!**



UNIT MEMORY Hebrews 10:24-25

Spur one another on toward love and good deeds. Let us not give up meeting together, but let us encourage one another.

APPLICATION



SONG LYRICS



EXCITED FOR GOD!

The early church was excited to gather, grow together in their faith, and invite others to believe in Jesus and join them! After reviewing the Bible Story, direct the students to think about someone they want to tell the good news of Jesus to, and have them draw and color a picture of the person in the box.

UNIT 8 LESSON 2 DAY 3 APPLICATION

BIBLE STORY MEMORY Acts 2:42
They devoted themselves to the apostles' teaching and to the fellowship.

LESSON 2 LEARNING POINTS

- It is exciting to be with fellow believers.
- The Holy Spirit brings unity to the church.



BIBLE STORY MEMORY Acts 2:42

They devoted themselves to the apostles' teaching and to the fellowship.

GLORIOUS GALAXY II UNIT 8 LESSON 2 DAY 4 SONG LYRICS

deeds

meet

UNIT MEMORY Hebrews 10:25
Let us not give up meeting together, but let us encourage one another.



LISTEN AND COLOR

After reviewing the Bible Story, direct the students to trace the letters of two key words from the song lyrics, and then color the pictures while they listen to their UNIT SONG. Direct the students to cheer when they hear the two words in the song!



UNIT MEMORY Hebrews 10:24-25

Spur one another on toward love and good deeds.
Let us not give up meeting together, but let us encourage one another.

"OUR PLACE TO BE"

UNIT SONG

HEBREWS 10:24-25

Instead of far apart
We're good together
The Holy Spirit makes us into one
And rather than alone
We're so much better
When godly love refreshes everyone

So let's ...
Waken from our sleep
To love and better deeds
And gather where the Holy Spirit leads
Let's build each other up
And not forget to meet
The house of God where friends in Christ are free
Should be our place to be

Just as the Spirit strengthened Saul
Through Ananias
He chooses us to meet each other's needs
As Peter's vision freed the good news
It requires us
To bring it to the whole world to believe,
And receive

BIBLE STORY



Acts 9 Saul repents.

The early church grew quickly and the Pharisees feared they would lose their power. One of them, named Saul, did anything he could to stop the Christians, including putting them in jail. While on his way to the city of Damascus to capture and arrest Christians, an extremely bright light appeared so that Saul and his helpers had to stop walking because they could not see. From inside the bright light, Saul heard a voice calling to him, "Saul, Saul, why do you persecute me?" Saul asked who was speaking, and it was Jesus himself! Jesus told him to go into Damascus and wait for instructions there.

The light blinded Saul. Saul's helper led him to a house where Saul prayed continually. He did not eat or drink anything. Then, the Lord spoke to a man named Ananias in a vision, like a dream, and told him to talk to Saul. Ananias was scared because he knew Saul arrested Christians, but the Lord assured Ananias He had chosen Saul to tell non-Jews the good news about Jesus. Ananias put his hands on Saul's eyes and prayed for him. Something like scales fell from Saul's eyes and he could see again. Saul immediately got up and was baptized in the name of Jesus!



BIBLE STORY MEMORY Acts 9:5

"Who are you, Lord?" Saul asked.
"I am Jesus, whom you are persecuting!"

UNIT 8 LESSON 3 DAY 1 BIBLE STORY

The Conversion
jail eyes

BIBLE STORY MEMORY Acts 9:5
"Who are you Lord?" Saul asked. "I am Jesus, whom you are persecuting!"

LISTEN, COLOR AND TRACE

Direct the students to color the pictures while they hear the Bible Story and trace the letters of the two words.

BIBLE STORY Q & A

Q: What was Saul going to Damascus to do?

A: Find, catch and arrest Christians.

Q: Who spoke to Saul in a bright light?

A: Jesus spoke directly to Saul.

ACTIVITIES



GLORIOUS GALAXY II UNIT 8 LESSON 3 DAY 2

ACTIVITIES

Jesus used Saul to **spread** the good news.

UNIT MEMORY Hebrews 10:25
Let us not give up meeting together, but let us encourage one another.

LESSON SETTING: Saul is a young Pharisee when the early church starts. He persecutes Christians by arresting them so they can be tried and even put to death. When Jesus appears to him, he becomes a believer in Jesus. Jesus tells him he will suffer much. Saul was born a Roman citizen. He has two names, both probably given to him at birth. Saul is his Hebrew name and Paul is the Roman name that he uses with non-Jews.

SAUL ON THE ROAD

Saul was busy arresting Christians, but Jesus met Saul on the road to Damascus and changed his life forever. Saul was also called Paul. After reviewing the Bible Story, ask the students what they think Saul saw in the "bright light" when Jesus spoke to him, and then direct the students to color their ideas.



Jesus used Saul to **spread** the good news.



UNIT MEMORY Hebrews 10:24-25

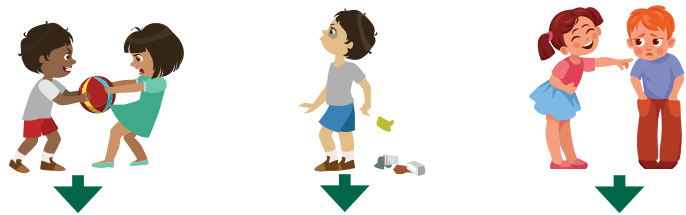
Spur one another on toward love and good deeds.
Let us not give up meeting together, but let us encourage one another.

APPLICATION



A CHANGE OF PLANS

Jesus changed Saul's plans, who believed Jesus was God's Son and began making Christ followers instead of hurting them. Jesus can also change us when we obey Him. After reviewing the Bible Story, direct the students to pick one of the pictures and redraw it the way it should look (share, clean up, etc.)



**LESSON 3
LEARNING POINTS**

- Jesus can put us on the right path.
- We can encourage one another to follow Jesus!

BIBLE STORY MEMORY Acts 9:5

"Who are you, Lord?" Saul asked.
"I am Jesus, whom you are persecuting!"



SONG LYRICS



SONG LYRICS

throne



tears



UNIT MEMORY Hebrews 10:25
Let us not give up meeting together,
but let us encourage one another.



LISTEN AND COLOR

After reviewing the Bible Story, direct the students to trace the letters of two key words from the song lyrics, and then color the pictures while they listen to their BOOSTER SONG. Direct the students to cheer when they hear the two words in the song!



UNIT MEMORY Hebrews 10:24-25

Spur one another on toward love and good deeds.
Let us not give up meeting together, but let us encourage one another.

"RAD-DUDE ATTITUDE"

**BOOSTER SONG
PHILIPPIANS 2:5-7**

Jesus had the attitude
He made us number one
For being the same as God He gave it up
For everyone
He could've stayed in heaven with His feet
On the throne
But showed us how to love—He couldn't leave
Us all alone:
He left His throne!

You gotta have a Rad-Dude attitude
It's a Rad-Dude attitude
It's a can do too attitude
It's an attitude o' gratitude
A Rad-dude attitude!

He made Himself a man
He came to wipe our tears away
And headed for the cross without a single
Word to say
So now His claim is higher—ain't another the same
So fall upon your knees and everybody praise
His Name:
He took the blame!

BIBLE STORY



Acts 10 Jesus is for all.

God gave Cornelius a vision to send men to the town of Joppa to get Peter. Cornelius sent them even though Peter thought non-Jews were unclean and would not eat with them. Meanwhile, Peter went to the rooftop to pray. There, he went into a trance and saw a large tablecloth come down from heaven with all kinds of food on it. God told Peter to get up and eat. Peter told God he could not eat the unclean food, but God said to Peter, "Do not call anything impure that God has made clean." This happened three times and Peter came out of the trance.

Just then, Cornelius' men came and asked for Peter. Peter realized God did not want him to consider the men unclean, so he invited them to spend the night. The next morning, Peter went with the men to Cornelius' house to hear his vision. Then, Peter told Cornelius' family all about Jesus' miracles, death, and resurrection. Cornelius' family believed in Jesus and the Holy Spirit came upon them! Peter understood the trance, which taught him that Jesus is for both Jews and non-Jews. Peter said, "Can anyone keep them from being baptized? They received the Holy Spirit like us!" So, Cornelius and his whole family were baptized in the name of Jesus!



BIBLE STORY MEMORY Acts 10:43

"Everyone who believes in him receives forgiveness of sins through his name."

UNIT 8 LESSON 4 DAY 1 BIBLE STORY

The Vision

rooftop cloth

BIBLE STORY MEMORY Acts 10:43
"Everyone who believes in him receives forgiveness of sins through his name."

LISTEN, COLOR AND TRACE

Direct the students to color the pictures while they hear the Bible Story and trace the letters of the two words.

BIBLE STORY Q & A

Q: What did Peter's vision of the cloth and food teach him?

A: All food was now clean for all people.

Q: What did Peter learn when Cornelius' family was saved?

A: Jesus came for all people, not just the Jews.



ACTIVITIES

GLORIOUS GALAXY II UNIT 8 LESSON 4 DAY 2

ACTIVITIES

Jesus loves every person in the world!

UNIT MEMORY Hebrews 10:25
Let us not give up meeting together, but let us encourage one another.

LESSON SETTING: The Israelites were supposed to show Gentiles (non-Jews) how to know God. Some of God's commands (such as food laws) kept the Jews separate so they would not fall into idolatry. But God said it was too small a thing for the suffering servant to save only Jews (Isaiah 49:6). He would also save Gentiles. Although Jesus ministered to Gentiles, His disciples did not understand the significance of that. In this lesson, God shows Peter that Jesus saves Gentiles too.

JESUS CAME FOR ALL PEOPLE

Peter's vision revealed that God's gift of eternal life through faith in Jesus is for all kids and grown-ups from every country and culture. After reviewing the Bible Story, direct the students to color the 10 children and then draw 3 more of their own in the open space.



Jesus loves every person in the world!



UNIT MEMORY Hebrews 10:24-25

Spur one another on toward love and good deeds. Let us not give up meeting together, but let us encourage one another.



TELLING OTHERS

Cornelius was excited to share about Jesus with his family, so God sent Peter to help him. When Cornelius' family heard the good news they all believed and were baptized. After reviewing the Bible Story, direct the students to trace the two words that describe what Jesus did for us, and remind them that these are two words we can tell others, too!



love

forgave

UNIT 8 LESSON 4 DAY 3 APPLICATION

love

forgave

BIBLE STORY MEMORY Acts 10:43
"Everyone who believes in him receives forgiveness of sins through his name."

LESSON 4 LEARNING POINTS

- The Holy Spirit helps us to speak about Jesus.
- We need to tell the whole world about Jesus!



BIBLE STORY MEMORY Acts 10:43

"Everyone who believes in him receives forgiveness of sins through his name."



GLORIOUS GALAXY II UNIT 8 LESSON 4 DAY 4

SONG LYRICS

CROSS

praise

UNIT MEMORY Hebrews 10:25
Let us not give up meeting together, but let us encourage one another.



LISTEN AND COLOR

After reviewing the Bible Story, direct the students to trace the letters of two key words from the song lyrics, and then color the pictures while they listen to their BOOSTER SONG. Direct the students to cheer when they hear the two words in the song!



UNIT MEMORY Hebrews 10:24-25

Spur one another on toward love and good deeds. Let us not give up meeting together, but let us encourage one another.

"RAD-DUDE ATTITUDE"

BOOSTER SONG PHILIPPIANS 2:5-7

Jesus had the attitude
He made us number one
For being the same as God He gave it up
For everyone
He could've stayed in heaven with His feet
On the throne
But showed us how to love—He couldn't leave
Us all alone:
He left His throne!

You gotta have a Rad-Dude attitude
It's a Rad-Dude attitude
It's a can do too attitude
It's an attitude o' gratitude
A Rad-dude attitude!

He made Himself a man
He came to wipe our tears away
And headed for the cross without a single
Word to say
So now His claim is higher—ain't another the same
So fall upon your knees and everybody praise
His Name:
He took the blame!